

D E P A R T M E N T O F T H E A R M Y T E C H N I C A L M A N U A L

ORGANIZATIONAL, DIRECT SUPPORT, AND GENERAL SUPPORT

MAINTENANCE REPAIR PARTS AND SPECIAL TOOLS LISTS

(INCLUDING DEPOT MAINTENANCE

REPAIR PARTS AND SPECIAL TOOLS)

FOR

CUPOLA, POWERED, 20-MM GUN MOUNT, XM27

(2510-232-6165)

CUPOLA, POWERED, CALIBER .50,

MACHINE GUN MOUNT, M26

(10942271)

CUPOLA, MANUAL, CALIBER .50,

MACHINE GUN MOUNT, M26

(10935870)

H E A D Q U A R T E R S , D E P A R T M E N T O F T H E A R M Y

MARCH 1973

TECHNICAL MANUAL }
 NO. 9-1005-307-24P }

HEADQUARTERS
 DEPARTMENT OF THE ARMY
 WASHINGTON, D.C., 12 March 1973

**ORGANIZATIONAL, DIRECT SUPPORT
 AND GENERAL SUPPORT MAINTENANCE
 REPAIR PARTS AND SPECIAL TOOLS LISTS
 (INCLUDING DEPOT MAINTENANCE REPAIR
 PARTS AND SPECIAL TOOLS)
 CUPOLA, POWERED, 20-MM, GUN MOUNT, XM27
 CUPOLA, POWERED, CALIBER .50, MACHINE GUN MOUNT, M26
 CUPOLA, MANUAL, CALIBER .50, MACHINE GUN MOUNT, M26**

This manual is current as of 8 January 1973

SECTION	Page	Illus. fig
I. Introduction.....	5	
II. Repair parts list.....	9	
III. Special tools list.....	34	
IV. Repair parts list		
Cupola interior view with components (XM27)	196	4
Electrical lead assembly, terminal board to bulkhead.....	197	5
GROUP 2000 Wiring harness, fire control box to switch	197	6
2003 Wiring harness, control box to cupola.....	198	7
Wiring harness, fire control box to pump and motor.....	198	8
Wiring harness, fire control box	199	9
Wiring harness, firing circuit.....	199	10
Wiring harness, cupola to cradle and gun charger	200	11
Wiring harness, cupola to last round switch and solenoid	200	12
2001 Electrical control box assembly	201	13, 14,15
2002 Electrical contact ring installation	206	16
3000 Power control assembly	205	17,18
3001 Hydraulic system tubes and fittings	207	19
3002 Hydraulic accumulator assembly.....	208	20
3004 Traverse mechanism assembly with KEMP motor and tubing.....	209	21
Traverse mechanism assembly and hydraulic motor (KEMP)	210	22
Brake assembly, traverse mechanism	210	23
Traverse mechanism safety relief valve assembly	211	24
Traverse mechanism gear group.....	212	25
3005 Control handle assembly.....	213	26,27,28,29
3006 Electric motor assembly-12 volt direct current	216	30
3007 Interrupter valve assembly	217	31
3008 Interrupter brake housing assembly.....	217	32
4000 Hatch cover and related part	218	33
4002 Vision blocks, supports, interrupter cams and race ring bearings.....	219	34
5000 Elevating mechanism assembly	220	35
5001 Gun cradle supports, trunnion and equilibrator parts.....	221	36
5002 Slip ring assembly, cradle and elevating mechanism	222	37
5003 Lock and relief valve assembly, elevating mechanism	223	38

	Page	illus. fig
GROUP 6002 Cradle upper rear sight assembly	224	39
6001 Cradle upper front sight assembly	224	40
6005 Ammunition flexible feed chute assembly	225	41
Cartridge case ejection chute assembly	226	42
Link ejection chute assembly	227	43
6009 Switch assembly, safety and charge	228	44
Firing safety lever cartridge case, link ejection chute and controls	229	45
6006 Ammunition feed box assembly	230	46
6000 Gun cradle assembly, cover plates, brackets, latches and related parts	231	47
6003 Cradle electrical lead and guard assembly	232	48
6011 Cradle gun guides, pins and related parts	233	49
6003 Firing mechanism and electrical firing	234	50
Firing solenoid assembly, (electrical)	235	51
6009 Gun charger channel assembly	236	52
6008 Link aligner assembly	237	53
6007 Lubricator manifold assembly	238	54
Ammunition lubricator cylinder assembly	239	55
6010 Gun charger gear box assembly	240	56
Speed reducer gear box assembly	241	57
Cupola interior view and components (M26 powered)	241	58
Electrical lead assembly, terminal board to bulkhead	197	5
2003 Wiring harness, firing circuit	199	10
Wiring harness, fire control box to pump and motor	198	8
Electric lead assembly- machine gun	242	59
Wiring harness assembly, power cupola installation	242	60
Wiring harness, control box to cupola	198	7
Wiring harness, fire control box	199	9
2001 Electrical control box assembly	243	61
2002 Electrical contact ring installation	206	16
3000 Hydraulic control assembly and components (POWER UNIT)	243	62
3001 Hydraulic system tubes and fittings	244	63
3002 Hydraulic accumulator assembly	245	64
3001 Reservoir assembly, hydraulic system	246	65
3004 Traverse mechanism assembly and components	247	66
Traverse mechanism clutch and brake assembly	248	67
Traverse mechanism safety valve assembly	248	68
Traverse mechanism gear group	249	69
3005 Control handle assembly	250	70, 71, 72, 73
3006 Motor and pump assembly	252	74
3007 Interrupter valve assembly	253	75
3008 Interrupter brake housing assembly	253	76
4000 Hatch cover and related parts	254	77
4002 Vision blocks, supports and cushioning pads	255	78
5000 Elevating mechanism, upper portion	256	79
Elevating mechanism, lower portion	257	80, 81
6001 Front and rear sights, gun cradle assembly	258	82
6006 Ammunition box tray assembly, caliber .50. machine gun, M2	259	83
5001 Equilibrator and right cradle support assembly	260	84
5000 Gun cradle left support and upper elevating mechanism assembly	261	85
4002 Interrupter cam	262	86
Cupola interior view with components, M26 manual	262	87
Manually operated cupola exterior gun cradle with front and rear sights removed	263	88
2003 Electrical lead assembly, terminal board to bulkhead	197	5
Wiring harness, control box to cupola	198	7
Wiring harness, cupola to hull	263	89
Electrical lead assembly, machine gun	242	59
Wiring harness, firing circuit	199	10
Switch assembly, machine gun firing	264	90
2001 Fire control box assembly	264	91
2002 Electrical contact ring installation	206	16
3004 Electrical contact ring installation	206	16
Traverse spur gear clutch assembly and bearing	266	93
Traverse mechanism housing and worm gear group	267	94
4000 Hatch cover and related parts	254	77

	Page	Illus. fig
Group 4002 Vision blocks, supports and cushioning pads.....	255	78
6001 Front and rear sights, gun cradle assembly	258	82
5000 Gun cradle left support and upper elevating mechanism assembly	261	85
5001 Equilibrator and right cradle support assembly	260	84
5000 Elevating mechanism lower housing, drive handle worm gear and bearing	268	95
Elevating mechanism lower housing shaft and clutch assembly.....	269	96
6006 Ammunition box tray assembly, caliber .50, MACHINE GUN, M2	259	83
Section V. TOOLS and equipment		
Tools and equipment for unit replacement	194	1, 2, 3
Special tools and equipment	270	97, 98
Bulk issue		
VI. Federal stock number and reference number index.....	272	

3/(4 blank)

Section I. INTRODUCTION

1. Scope

This manual lists repair parts, special tools and equipment required for the performance of organizational, direct support, general support and depot maintenance of the M26 Manual Cupola, M26 Power Cupola and the XM27 Power Cupola.

2. General

The Repair Parts and Special Tools List is divided into the following sections:

a. *Repair Parts List-Section II.* A list of repair parts authorized at the organizational level for the performance of maintenance. It also includes parts which must be removed for replacement of the authorized parts. Parts lists are composed of functional groups in ascending numerical sequence, with the parts in each group listed in figure and item number sequence.

b. *Special Tools List-Section III.* A list of special tools, test and support equipment authorized for the performance of maintenance at the organizational level.

c. *Repair Parts List-Section IV.* A list of repair parts authorized at the direct support, general support and depot levels for the performance of maintenance. The list also includes parts which must be removed for the replacement of the authorized parts. Parts lists are composed of functional groups in ascending numerical sequence, with parts in each group listed in figure and item number sequence.

d. *Special Tools List-Section V.* A list of special tools, test and support equipment authorized for the performance of maintenance at the direct support, general support, and depot levels.

e. *Federal Stock Number and Reference Number Index-Section VI.* A list, in ascending numerical sequence, of all Federal stock numbers. appearing in the listings, followed by a list, in alphanumeric sequence, of all reference numbers appearing in the listings. Federal stock number and reference numbers are cross-referenced to each illustration figure and item number appearance.

3. Explanation of Columns

The following provides an explanation of columns found in the tabular listings.

a. *Source. Maintenance and Recoverability Codes (SMR).*

(1) *Source code.* Indicates the source for the listed item. Source codes, the first and second positions of the SMR code (col. 1) are as follows:

Code	Explanation
PA	Item procured and stocked for anticipated or known usage.
PB	Item procured and stocked for insurance purposes because essentially dictates that a minimum quantity be available in the supply system.

- PC Item procured and Stocked and which otherwise would be coded PA except that it is deteriorative in nature.
- PE Support equipment procured and stocked for initial issue or outfitting to specified maintenance repair activities.
- PF Support equipment which fill not be stocked but which will be centrally procured on demand.
- KD An item of depot overhaul repair kit and not purchased separately.
- KF An item of a maintenance kit and not purchased separately.
- KB Item included in both a depot overhaul / repair kit and a maintenance kit.
- MO Item to be manufactured or fabricated at organizational maintenance level.
- MF Item to be manufactured or fabricated at the direct support maintenance level.
- MH Item to be manufactured or fabricated at general support maintenance level.
- MD Item to be manufactured or fabricated at depot maintenance.
- AO Item to be assembled at organizational maintenance level.
- AF Item to be assembled at direct support maintenance level.
- AH Item to be assembled at general support maintenance level.
- AD Item to be assembled at depot maintenance level.
- XA Item is not procured or stocked. The requirements for the item will be filled by requisitioning the next higher assembly.
- XB Item is not procured or stocked. If not available through salvage, requisition from the end item manager with exception data for immediate use.
- XC Installation drawing, diagram, instruction sheet, field service drawing, that is identified by manufacturer's part number.
 - (2) Maintenance code.

(a) Use code. This code, the third position of the SMR code (col. 1), indicates the lowest category of maintenance authorized to remove, replace and / or use the item. Capabilities of higher maintenance categories are considered equal or better. The maintenance use codes are:

Code	Explanation
C	Item removed, replaced, and / or used by the crew / operator.
O	Item removed, replaced, and / or used at organizational maintenance.
F	Item removed, replaced and / or used at direct support maintenance.
H	Item removed, replaced and / or used at general support maintenance.

Code Explanation
 D Items removed, replaced, and / or used at depot maintenance only.

(b) *Repair code.* This code, the fourth position of the SMIR code (col. 1), indicates whether the item is to be repaired and identifies the lowest maintenance level with the capability to perform complete repair (i.e., authorized maintenance functions). This does not preclude some repair which may be accomplished at a lower level of maintenance. The maintenance repair codes are:

Code Explanation
 O The lowest category capable of complete repair is organizational maintenance.
 F The lowest category capable of complete repair is direct support maintenance.
 H The lowest category capable of complete repair is general support maintenance
 D The only category capable of complete repair is depot maintenance.
 L Repair restricted to a designated specialized repair activity.
 Z Nonreparable. No repair is authorized.
 B No repair is authorized. The item may be reconditioned by adjusting, lubricating, etc, at the user level. No parts or special tools are procured for the maintenance of this item.

(3) *Recoverability code.* The fifth position of the SMR code indicates whether unserviceable items Should be returned for recovery or salvage. The recoverability codes are as follows:

Code Explanation
 Z Nonreparable item. When unserviceable, condemn and dispose at the level indicated by maintenance use code (third position).
 O Repairable item. When uneconomically repairable, condemn and dispose at organizational maintenance.
 F Repairable item. When uneconomically repairable, condemn and dispose at direct support maintenance.
 H Repairable item. When uneconomically repairable, condemn and dispose at general support maintenance.
 D Repairable item. When beyond lower level repair capability, return to depot. Condemnation and disposal not authorized below depot maintenance.
 L Repairable item. Repair, condemnation and disposal not authorized below depot/ specialized repair activity.
 A Item require special handling or condemnation procedures because of specific reasons (i.e., precious metal content or high dollar value). Refer to appropriate manuals/ directives for specific instructions.

b. *Federal Stock Number.* Indicates the Federal stock number assigned to the item and will be used for requisitioning purposes.

c. *Description.* Indicates the Federal item name an(d a minimum description required to identify the item. The last line indicates the reference number followed by the applicable Federal supply code for manufacturer (FSCM) in parentheses. The FSCM is used as an element in item identification to designate manufacturer, distributor, or Government agency, etc, and is identified in SB 708-42.

d. *Unit of Measure (U/M).* Indicates the standard or basic quantity by which the listed item is used in performing the actual maintenance function. This measure is expressed by a two- character alphabetical abbreviation, e.g., ea, in, pr, etc, and is the basis used to indicate quantities. When the unit of measure differs from the unit of issue, the lowest unit of issue that will satisfy the required units of measure, will be requisitioned.

e. *Quantity Incorporated in Unit.* Indicates the quantity of the item used in that functional group / assembly. A "V" appearing in this column in lieu of a quantity indicates that no specific quantity is applicable, e.g., shims, spacers, etc.

f. *Allowance Columns.*

(1)*Repair parts list.* The allowance columns are left blank intentionally. The maintenance level code indicates that the item is authorized for use at that category. Repair parts will be requisitioned on an "as required" basis until authorized stockage levels are established based on demand criteria.

(2)*Special tools list.* The allowance columns are divided into four subcolumns. Indicated in each subcolumns is the total quantity of tools authorized for the number of equipments supported. Items authorized for use as required, but not for initial stockage, are identified with an asterisk (*) in the allowance column.

g. *Illustration.* This column is divided as follows:

(1)*Figure number.* Indicates the figure number of the illustration on which the item is show.

(2)*Item number.* Indicates the callout number used to reference the item on the illustration.

4. Special Information

a. Usable on codes are included in column 3. Identifications of the usable on codes used in this publication are:

Code Application
 A XM27 Power Cupola
 B M26 Power Cupola
 C M26 Manual Cupola
 D XM27 and M26 Power Cupola
 E Common to all Cupolas
 F XM27 Power and M26 Manual Cupola
 G M26 Manual and M26 Power Cupola

b. The following publications pertain to the weapons and their components.

- LO 9-2320-224-12 Carrier, Command and Reconnaissance Armored, M114, M114A1, M114A1E1, FSN 2320-860-2349, 2320-987-9536, 2320-937-6189
- TM 9-1005-246-24 Organizational, DS and GS, Maintenance Manual Including Repair Part, and Special Tools List for Gun, 20-MM, Automatic, M139 (1005-999-0896)
- TM 9-1005-213-25 Organizational, DS, GS, and Depot Maintenance Manual Including Repair Parts and Special Tool List, Machine Gun, Caliber .50, Browning, M2, Heavy Barrel, Flexible, W/E (1005-322-9715) Mount, Tripod, Machine Gun, M3, W/E (1005-322-9716), Mount, Machine Gun, Anti-Aircraft, M63, W/E (1005-673-3246) Machine Gun, Caliber .50, Browning, M2, Heavy Barrel, Flexible for Vehicles (1005-726-5636) Machine Gun, Caliber .50, Browning, M2, Heavy Barrel Turret Types for M1 Cupola (1005-693-4854) M13 Cupola (1005-606-8412) M45 Series (1005-602-2105) Commander's Cupola (1005-013-6944)
- TM 9-2320-224-10 Operator's Manual. Carrier, Command and Reconnaissance: Armored, M114/ M114A1/ M114A1E1 (2350-860-2349) (2350-987-9536) (2350-937-6189)
- TM 9-2320-224-20 Organizational Maintenance Manual, Carrier, Command and Reconnaissance: Armored M114/ M114A1 / M114A1E1 (2350-860-2349) (2350-987-9536) (2350-937-6189)
- TM 9-2320-224-34 Direct Support and General Support Maintenance Manual for Carrier, Command and Reconnaissance: Armored M114 (2350-860-2349), M114A1 (2350-987-9536) and M114A1E1 (2350-937-6189)

c. The M26 manually operated cupola with front and rear sights removed (fig 88) is furnished for informational purposes only since it is peculiar to the M26 Manual Cupola and has no parts list.

5. How to Locate Repair Parts

a. When Federal stock number or reference number is unknown:

(1) *First.* Using the table of contents determine the functional group or functional subgroup within which the repair part belongs. This is necessary

since illustrations are prepared for functional groups or functional subgroups, and listings are divided into the same groups.

(2) *Second.* Find the illustration covering the functional group or the functional subgroup to which the repair part belongs.

(3) *Third.* Identify the repair part on the illustration and not the illustration figure and item number of the repair part.

(4) *Fourth.* Using the repair parts listing, find the functional group / subgroup to which the repair part belongs and locate the illustration figure and item number noted on the illustration.

b. When Federal stock number or reference number is known:

(1) *First.* Using the index of Federal stock numbers and reference numbers find the pertinent Federal stock number or reference number. This index is in ascending FSN sequence followed by a list of reference numbers in alphanumeric sequence, cross-referenced to the illustration figure number and item number.

(2) *Second.* Using the repair parts listing, find the functional group / subgroup of the repair part and the illustration figure number and item number referenced in the index of Federal stock numbers and reference numbers.

6. Abbreviations

<i>Abbreviations</i>	<i>Explanation</i>
adj.	adjust, adjacent
al.	aluminum
aly.	alloy
anld.	annealed
adpt.	adapter
blk.	black
brs.	brass
bz.	bronze
cop.	copper
cd-pld.	cadmium plated
res.	corrosion-resistant steel
csk.	countersunk
ctd.	coated
dbl.	double
dia.	diameter
dld.	drilled
dr.	drive
enam.	enamel
excl.	exclusive
ext.	external
fin.	finish
fl.	flat, fluid, flush
flex.	flexible
gnd.	ground
grd.	grind
h.	high
hex.	hexagon
hd.	head
hyd.	hydraulic
int.	internal
lea.	leather
lg.	long
LH.	left hand
lkg.	locking
mat.	material

<i>Abbreviation</i>	<i>Explanation</i>
max.....	maximum
med.....	medium
min.....	minimum
o / a.....	over/ all
od.....	outside dimension
pass.....	passivate
phos.....	phosphate
pld.....	plated
pts.....	points
rad.....	radius
rbr.....	rubber
RH.....	right hand
shk.....	shank
sld.....	slotted
soc.....	socket
spher.....	spherical
spst.....	single-pole single throw
sr.....	split ring
std.....	standard
str.....	straight
stk.....	stock
stl.....	steel
sq.....	square

syn.....	synthetic
thd.....	thread
thk.....	thick
tu.....	tube
tubr.....	tubular
unc.....	unified coarse thread
unf.....	unified fine thread
u / w.....	used with
w.....	width, with
w / o.....	without
zn.....	zinc

7. Recommendations for Maintenance Publication

You can improve this manual by calling attention to errors and by recommending improvements, using DA Form 2028 (Recommended Changes to Publications or by letter, and mailing directly to the Commander, US Army Weapons Command, ATTN: AMSWE-MAS-SP, Rock Island, Illinois 61201. A reply will be furnished directly to you

SECTION II. REPAIR PARTS LIST

(1) SMR Code	(2) Federal stock number	(3) Description Reference Number & Mfr. Code Usable on Code		(4) Unit of meas	(5) Qty inc in unit	(6) 15 day organizational maintenance alw				(7) Illustration	
						(a) 1-5	(b) 6-20	(c) 21-50	(d) 51-100	(a) Figure no.	(b) Item no.
		CUPOLA, INTERIOR VIEW WITH COMPONENTS (XM27)									
PAOZZ	5935-925-6495	CONTACT, ELECTRICAL: MS27148-1 (96906)	E	EA	1	4	2
		GROUP 2000 WIRING HARNESS, FIRE CONTROL BOX TO SWITCH									
PAOZZ	5935-925-6495	CONTACT, ELECTRICAL: MS27148-1 (96906)	E	EA	1	6	16
		GROUP 2003 WIRING HARNESS, CONTROL BOX TO CUPOLA									
PAOZZ	5310-983-8483	WASHER, FLAT: STL, 5/ 32 ID, 5./16 OD, 0.048 MAX THK MS27183-5 (96906)	E	EA	4	7	3
PAOZZ	5935-925-6495	CONTACT, ELECTRICAL: MS27148-1 (196906)	E	EA	1	7	10
		GROUP 2003 WIRING HARNESS FIRE CONTROL BOX									
PAOZZ	5935-925-6495	CONTACT, ELECTRICAL : MS27148-1 (96906)	E	EA	1	9	4
		GROUP 2003 WIRING HARNESS, FIRING CIRCUIT									
PAOZZ	5935-925-6495	CONTACT, ELECTRICAL: MS27148-1 (96906)	E	EA	1	10	6
PAOZZ	5310-983-8483	WASHER, FLAT: STL 5/32 ID, 5/ 16 OD, 0.048 MAX THK MS27183-5 (96906)	E	EA	4	10	10
		GROUP 2003 WIRING HARNESS, CUPOLA TO CRADLE AND GUN CHARGER									
PAOZZ	5305-267-8950	SCREW, CAP, HEXAGON HEAD: MS90727-1 (96906)A		EA	2	11	3
PAOZZ	5310-865-9513	WASHER, FLAT: STL, CD-PLD W/ CHROMATE FIN., 9 / 32 ID, 1/2 OD, 0.089 THK, 1/4 SCREW SIZE 10910174-1(19204)	E	EA	20	11	4
PAOZZ	5935-833-8561	SHELL : ELECTRICAL 8338561(19204)	A	EA	1	11	10
		GROUP 2003 WIRING HARNESS, CUPOLA TO LAST ROUND SWITCH AND SOLENOID									
PAOZZ	5340-079-7837	CLAMP, LOOP: MS21333-67 (96906)	A	EA	1	12	3
		GROUP 2001 ELECTRICAL CONTROL BOX ASSEMBLY'									
PAOZZ	5355-020-3511	KNOB: RATE CONTROL MS91528-1P4B (96906)	A	EA	1	13	2
PAOZZ	5305-984-6208	SCREW, MACHINE: PAN-HD, CROSS RECESS, STL, CD-PLD W / CHROMATE NO. 10-24UNC-2A. 3/8 LG MS35206-261 (96906)	D	EA	6	13	3

SECTION II. REPAIR PARTS LIST-Continued

(1) SMR Code	(2) Federal stock number	(3) Description Reference Number & Mfr. Code Usable on Code		(4) Unit of meas	(5) Qty inc in unit	(6) 15 day organizational maintenance alw				(7) Illustration	
						(a) 1-5	(b) 6-20	(c) 21-50	(d) 51-100	(a) Figure no.	(b) Item no.
						PAOZZ	5310-865-9513	WASHER, FLAT: STL, CD-PLD W, CHROMATE FIN., 9/32 ID, 12 OD, 0.089 THK, 1/4 SCREW SIZE 10910174-1 (19204)	E	EA	3
PAOZZ	6240-155-7836	LAMP, INCANDESCENT: MS25237-329 (96906)	A	EA	5	14	10
PAOZZ	5305-267-8952	SCREW, CAP, HEXAGON HEAD: STL, CD- PLD W / CHROMATE, 1/4 28UNF-2A, 1/2 LG MS90727-3 (96906)	E	EA	6	15	11
PAOZZ	5310-809-4058	WASHER, FLAT: STL, CD-PLD, 1/4 ID, 5/8 OD, 0.104 THK MS27183-10 (96906)	D	EA	3	15	22
PAOZZ	5305-984-6208	SCREW, MACHINE: PAN-HD, CROSS- RECESS, STL, CD-PLD W / CHROMATE. NO. 10-24UNC-2A, 3/8 LG MS35206-261 (96906)	D	EA	1	15	36
<p>GROUP 2002 ELECTRICAL CONTACT RING INSTALLATION</p>											
PAOZZ	5310-809-8546	WASHER, FLAT: MS27183-8 (96906)	E	EA	18	16	2
PAOZZ	5310-865-9513	WASHER, FLAT: STL, CD-PLD W/ CHOROMATE FIN., 9/32 ID, 1/2 OD, 0.089 THK, 1/4 SCREW SIZE 10910174-1 (19204)	E	EA	8	16	8
XAOZZ		WIRE, STEEL, CORROSION RESISTING : (SEE BULK ISSUE FSN 9505-804-3814) QQW 423 (81348)	E	EA	V	16	9
PAOZZ	5310-755-4866	WASHER, RING INSTALLATION: 10941915-1 (19204)	E	EA	31	16	11
PAOZZ	5305-068-0513	SCREW, CAP, HEXAGON HEAD: STL, CD- PLD W /CHROMATE.1/4 28UNF-2A, 0.750 LG MS90727-6 (96906)	E	EA	8	16	15
PAOZZ	5310-913-7020	NUT, PLAIN, HEXAGON : 1/4 28UNF-2B MS51968-3 (96906)	E	EA	8	16	16
PAOZZ	5305-989-7435	SCREW, MACHINE: PAN-HD, STL, CD- PLD, NO. 10-3UNF-2A, 5/8 LG MS35207-264 (96906)	E	EA	4	16	20
PAOZZ	5310-877-5972	WASHER, FLAT: STL, CD-PLD W / CHROMATE FIN., 0.406 ID, 0.750 OD, 0.190 THK 10910174-3 (19204)	E	EA	4	16	32
<p>GROUP 3000 POWER CONTROL ASSEMBLY</p>											
PAOZZ	5310-809-8546	WASHER, FLAT: MS27183-8 (96906)	E	EA	1	17	8
PAOZZ	5310-809-4058	WASHER, FLAT: STL, CD-PLD, 1/4 ID, 5/8 OD, 0.104 THK MS27183-10 (96906)	D	EA	3	17	15
PAOZZ	5310-809-8546	WASHER, FLAT: MS27183-8 (96906)	E	EA	2	17	27

SECTION II. REPAIR PARTS LIST-Continued

(1) SMR Code	(2) Federal stock number	(3) Description Reference Number & Mfr. Code Usable on Code		(4) Unit of meas	(5) Qty inc in unit	(6) 15 day organizational maintenance alw				(7) Illustration	
						(a) 1-5	(b) 6-20	(c) 21-50	(d) 51-100	(a) Figure no.	(b) Item no.
						PAOZZ	5310-865-9513	WASHER, FLAT: STL, CD-PLD W./ CHROMATE FIN., 9/32 ID, 1/2 OD, 0.089 THK, 1/4 SCREW SIZE 10910174-1 (19204)	E	EA	4
PAOZZ	5305-068-7837	SCREW, CAP, HEXAGON HEAD: MS90728-5 (96906)	A	EA	2	21	31
PAOZZ	5305-983-8084	SCREW, CAP, SOCKET HEAD: MS 16997-60 (96906)	D	EA	4	21	33
PAOZZ	5305-983-8084	GROUP 3005 CONTROL HANDLE ASSEMBLY SCREW, CAP, SOCKET HEAD: MS16997-60 (96906)	D	EA	6	27	11
PAOZZ	5315-814-3530	GROUP 3005 INTERRUPTER VALVE ASSEMBLY PIN, SPRING: STL, CD-PLD W./ CHROMATE, 1/8 DIA, 5/8 LG, SLTD MS16562-35 (96906)	E	EA	1	28	10
PAOZZ	5305-983-6651	GROUP 3007 INTERRUPTER VALVE ASSEMBLY SCREW, CAP, SOCKET HEAD: MS16998-27 (96906)	A	EA	5	31	2
PAOZZ	5355-935-7661	KNOB: 10955654 (19204)	D	EA	1	31	7
PAOZZ	5315-843-7986	PIN, SPRING: 1/8 DIA, 1/2 LG. MS16562-33 (96906)	D	EA	1	31	10
XAOZZ	GROUP 3008 INTERRUPTER BRAKE HOUSING ASSEMBLY WIRE, STEEL, CORROSION RESISTING (SEE BULK ISSUE FSN 9505-804-3814) QQW423 (81348)	E	EA	V	32	6
AOOZZ	GROUP 4000 HATCH COVER AND RELATED PARTS LATCH ASSEMBLY: 11635538 (19204)	A	EA	1	33	1
PAOZZ	5315-814-3530	PIN, SPRING: STL, CD-PLD W / CHROMATE, 1/8 DIA, 5/8 LG, SLTD MS16562-35 (96906)	E	EA	2	33	2
PAOZZ	5315-953-8998	PIN, LATCH, COVER: 10930537 (19204)	E	EA	33	3
PAOZZ	1005-066-2553	LATCH, CUPOLA HATCH COVER: 10936634 (19204)	E	EA	1	33	4
PAOZZ	1005-953-8990	SPRING, HELICAL, TORSION: STL, 0.072 STK SIZE, 0.866 ID, 1.010 OD, 27 / 32 FREE LG, 2 1/2 COILS, DBLE TORSION 10935904 (19204)	E	EA	1	33	5
PAOZZ	5305-071-2069	SCREW, CAP, HEXAGON HEAD: STL, CD- PLD, 1/2-13 UNC-2A, 11/2 LG MS90728-113 (96906)	E	EA	2	33	6

SECTION II. REPAIR PARTS LIST-Continued

(1) SMR Code	(2) Federal stock number	(3) Description Reference Number & Mfr. Code Usable on Code		(4) Unit of meas	(5) Qty inc in unit	(6) 15 day organizational maintenance alw				(7) Illustration	
						(a) 1-5	(b) 6-20	(c) 21-50	(d) 51-100	(a) Figure no.	(b) Item no.
						PAOZZ	5310-763-8894	NUT, PLAIN, HEXAGON : STL, CD-PLD, 3/4-16 UNF-2B, 11/8 W ACROSS FLATS, 41 / 64 THK		EA	2
PAOZZ	5310-991-6729	MS51968-24 (96906) WASHER, FLAT:	E	EA	2	33	8
PAOZZ	3120-991-6724	10930534 (19204) BUSHING, HINGE:	E	EA	2	33	9
PAOZZ	5305-068-0511	10930508 (19204) SCREW, CAP, HEXAGON HEAD: STL, CD-PLD, 3/8-16UNC-2A. 11/4 LG		EA	4	33	10
PAOZZ	5310-637-9541	MS90728-62 (96906) WASHER, LOCK: SPLIT, MED, STL, CD-OR ZN-PLD W / CHROMATE FIN., 3/8 SCREW SIZE, 0.688 OD, 0.104 THK	A	EA	12	33	11
PAOZZ	1005-961-1308	MS35338-46 (96906) CATCH, LATCH COVER:	E	EA	1	33	12
POAZZ	1005-928-3796	10930541 (19204) BUMPER ASSEMBLY:	E	EA	1	33	13
PAOZZ	1005-754-5276	11605621 (19204) SHIM	E	EA	V	33	14
PAOZZ	5310-754-5277	10936390-1 (19204) SHIM :	E	EA	V	33	15
PAOZZ	1005-928-3795	10936390-2 (19204) MOUNT, CUPOLA HATCH: RIGHT	A	EA	1	33	16
PAOZZ	1005-991-6730	11605620 (19204) SHIM, COVER, HATCH, CUPOLA:	E	EA	2	33	17
PAOZZ	5315-597-2500	10930535 (19204) PIN, SPRING: STL, CD-PLD, 0.188 DIA. 1.875 LG	E	EA	1	33	18
XBOZZ	NAS561P6-30 (80205) SHAFT, STRAIGHT:	A	EA	1	33	19
PAOZZ	1005-991-6734	10930543 (19204) SPRING, HELICAL, TORSION : STL, 0.500 STK SIZE, 1.750 ID, 2.750 OD, 8.312 FREE LG, 141/4 COILS, SGLE TORSION	E	EA	1	33	20
XBOZZ	3120-082-0015	10930547 (19204) BUSHING, SPRING:	E	EA	1	33	21
XBOZZ	1005-689-6219	10930542(19204) MOUNT, HINGE: LEFT	E	EA	1	33	22
PAOZZ	5310-877-5972	10930546 (19204) WASHER, FLAT: STL, CD-PLD W / CHROMATE FIN., 0.406 ID, 0.750 OD, O.190 THK		EA	2	33	23
PAOZZ	1005-991-6727	10910174-3 (19204) LOOP:	E	EA	1	33	24
PAOZZ	1005-991-6728	10930530 (19204) RETAINER, LOOP:	E	EA	1	33	25
PAOZZ	1005-991-6725	10930531 (19204) STRAP, WEBBING:	E	EA	1	33	26
PAOZZ	5305-558-4181	10930526 (19204) SEAL, RUBBER, ROUND SECTION:	E	EA	1	33	27
PAOZZ	5305-558-4181	10930500 (19204) SCREW, CAP, HEXAGON HEAD: STL. CD-PLD, 3/8-16UNC-2A, 7/8 LG		EA	2	33	28
		MS90728-59 (96906)	E								

SECTION II. REPAIR PARTS LIST-Continued

(1) SMR Code	(2) Federal stock number	(3) Description Reference Number & Mfr. Code Usable on Code		(4) Unit of meas	(5) Qty inc in unit	(6) 15 day organizational maintenance alw				(7) Illustration	
						(a) 1-5	(b) 6-20	(c) 21-50	(d) 51-100	(a) Figure no.	(b) Item no.
						PBOZZ	1005-689-6220	BRACKET: REAR GUN SIGHT 10942214 (19204)	A	EA	1
<p>GROUP 6001 CRADLE UPPER FRONT SIGHT ASSEMBLY</p>											
AOZZ	BRACKET ASSEMBLY: 11619474 (19204)	A	EA	1	40	1
PAOZZ	5305-755-4867	THUMBSCREW ASSEMBLY: 10942215 (19204)	E	EA	2	40	2
PAOZZ	1005-991-6737	SIGHT, GUN FRONT: 10930619 (19204)	E	EA	1	40	3
PAOZZ	1005-411-2573	HOLDER: 10942219 (19204)	A	EA	1	40	4
PAOZZ	5315-058-6115	PIN, SPRING: STL, PHOS-CTD, TUBR SLTD, 0.188 DIA, 0.750 LB MS16562-142 (96906)	A	EA	2	40	5
PAOZZ	5310-080-6004	WASHER, FLAT: STL, CD-PLD W / CHROMATE FIN., 0.406 ID, 0.812 OD, 0.080 MAX THK MS27183-14 (96906)	E	EA	1	40	6
PAOZZ	5340-732-0978	SPRING, HELICAL, COMPRESSION: MS24585-411 (96906)	A	EA	1	40	7
PAOZZ	5315-052-6697	PIN, SPRING: STL, PHOS-CTD, 3/16 DIA, 5/8 LG MS16562-141 (96906)	A	EA	1	40	8
PAOZZ	5315-458-2034	PIN, STRAIGHT, HEADLESS: 10942223 (19204)	A	EA	1	40	9
PAOZZ	1005-939-3958	SPRING, HELICAL, TORSION: 10942218 (19204)	A	EA	2	40	10
PAOZZ	1005-411-2574	PLATE ASSEMBLY: 10942220 (19204)	A	EA	1	40	11
PAOZZ	1005-021-2447	BRACKET: 11619473 (19204)	A	EA	1	40	12
<p>GROUP 6005 AMMUNITION FLEXIBLE FEED CHUTE ASSEMBLY</p>											
PAOZZ	1005-052-3859	COVER, AMMUNITION CHUTE, FLEXIBLE: 11635824 (19204)	A	EA	1	41	1
PAOZZ	CHUTE ASSEMBLY: 11621468 (19204)	A	EA	1	41	2
PAOZZ	1005-933-1164	GUN END AMMO CHUTE: 11621468-1 (19204)	A	EA	1	41	3
PAOZZ	1005-933-1165	LINK: 11621468-2 (19204)	A	EA	1	41	4
PAOZZ	1005-933-1166	LINK: 11621468-3 (19204)	A	EA	1	41	5
PAOZZ	1005-933-1167	LINK: 11621468-4 (19204)	A	EA	1	41	6
PAOZZ	1005-933-1168	LINK: 11621468-5 (19204)	A	EA	1	41	7
PAOZZ	1005-933-1169	LINK: 11621468-6 (19204)	A	EA	1	41	8

SECTION II. REPAIR PARTS LIST-Continued

(1) SMR Code	(2) Federal stock number	(3) Description Reference Number & Mfr. Code Usable on Code		(4) Unit of meas	(5) Qty inc in unit	(6) 15 day organizational maintenance alw				(7) Illustration	
						(a) 1-5	(b) 6-20	(c) 21-50	(d) 51-100	(a) Figure no.	(b) Item no.
						PAOZZ	1005-933-1170	LINK: 11621468-7 (19204)	A	EA	20
PAOZZ	1005-933-1171	BOX END, AMMO CHUTE: 11621468-8 (19204)	A	EA	1	41	10
GROUP 6005 CARTRIDGE CASE EJECTION CHUTE ASSEMBLY											
PAOZZ	5315-814-3530	PIN, SPRING: STL. CD-PLD W / CHROMATE, 1/8 DIA, 5/8 LG, SLTD MS16562-35 (96906)	E	EA	4	42	2
PAOZZ	1005-933-1154	LEVER: SPENT BRASS CHUTE DOOR 11605171 (19204)		EA	1	42	3
PAOZZ	5315-936-8356	PIN: 11605267 (19204)		EA	1	42	4
PAOZZ	1005-933-1153	DOOR ASSEMBLY: SPENT BRASS CHUTE: (WELDMENT) 11605266 (19204)	A	EA	1	42	5
GROUP 6005 LINK EJECTION CHUTE ASSEMBLY											
PAOZZ	5315-843-7986	PIN, SPRING: 1/8 DIA, 1/2 LG MS16562-33 (96906)	D	EA	1	43	2
PAOZZ	5305-724-5804	SETSCREW: MS51964-39 (96906)	A	EA	1	43	3
PAOZZ	5315-936-2311	PIN: 11605269 (19204)	A	EA	1	43	4
PAOZZ	1005-052-3729	LEVER: 11605268 (19204)	A	EA	1	43	5
PAOZZ	5315-844-3958	PIN, SPRING: MS16562-26 (96906)	A	EA	2	43	6
PAOZZ	1005-052-3833	SHAFT: 11619555 (19204)	A	EA	1	43	7
PAOZZ	1005-052-3834	DOOR ASSEMBLY: 11619556 (19204)	A	EA	1	43	8
GROUP 6008 FIRING SAFETY LEVER CARTRIDGE CASE, LINK EJECTION CHUTE AND CONTROLS											
PBOZZ	1005-486-8295	LEVER ASSEMBLY: 11635793 (19204)	A	EA	1	45	1
PAOZZ	5315-811-5528	PIN: MS39086-161 (96906)	A	EA	1	45	2
PAOZZ	5315-938-5954	PIN, SHOULDER, HEADLESS: 10935830 (19204)	A	EA	1	45	3
PAOZZ	1005-933-1136	SPRING: 10930909 (19204)	A	EA	1	45	4
PAOZZ	5315-816-1794	PIN, COTTER: MS24665-285 (96906)	A	EA	2	45	5
PAOZZ	5315-081-7042	PIN, STRAIGHT, HEADED: MS 20392-7C37 (96906)	A	EA	1	45	6
PAOZZ	5305-954-8424	SCREW, CAP, SOCKET HEAD: MS 16998-18 (96006)	A	EA	2	45	7

SECTION II. REPAIR PARTS LIST-Continued

(1) SMR Code	(2) Federal stock number	(3) Description Reference Number & Mfr. Code Usable on Code		(4) Unit of meas	(5) Qty inc in unit	(6) 15 day organizational maintenance alw				(7) Illustration	
						(a) 1-5	(b) 6-20	(c) 21-50	(d) 51-100	(a) Figure no.	(b) Item no.
						<p>GROUP 6006 AMMUNITION BOX TRAY ASSEMBLY, CALIBER .50, MACHINE GUN, M2</p>					
PAOZZ	5315-842-3044	PIN, COTTER: MS 24665-283 (96906)	E	EA	1	83	1
PACHH	1005-659-0078	TRAY ASSEMBLY: 6590078 (19204)	C	EA	1	83	12
<p>GROUP 5001 EQUILIBRATOR AND RIGHT CRADLE SUPPORT ASSEMBLY</p>											
PAOZZ	5310-866-4417	WASHER, FLAT: STL, CD-PLD W / CHROMATE FIN., 17/32 ID, 1 OD, 0.154 THK 10910174-5 (19204)	G	EA	4	84	22
PAOZZ	5340-987-1287	PIN ASSEMBLY, GUN CRADLE: 10930631 (19204)	G	EA	1	84	23
PAOZZ	5310-637-9541	WASHER, LOCK: SPLIT, MED, STL, CD- OR ZN-PLD W / CHROMATE FIN., 3/8 SCREW SIZE, 0.688 OD, 0.104 THK MS 35338-46 (96906)	E	EA	4	84	27
PAOZZ	5310-877-5972	WASHER, FLAT: STL, CD-PLD W / CHROMATE FIN., 0.406 ID, 0.750 OD, 0.190 THK 10910174-3 (19204)	E	EA	4	84	28
PAOZZ	1005-987-1286	PIN ASSEMBLY, GUN CRADLE: 10930630 (19204)	G	EA	1	84	34
PAOZZ	1005-104-8904	BRACKET, MOUNTING, MACHINE GUN: 10936152(19204)	G	EA	1	84	37
<p>CUPOLA INTERIOR VIEW WITH COM- PONENTS M26 MANUAL</p>											
PAOZZ	2590-973-1176	BLOCK, DIRECT VISION: 10925306 (19204)	E	EA	8	87	6
<p>MANUALLY OPERATED CUPOLA EX- TERIOR GUN CRADLE WITH FRONT AND REAR SIGHTS REMOVED</p>											
<p>GROUP 2003 WIRING HARNESS, CONTROL BOX TO CUPOLA</p>											
PAOZZ	5310-983-8483	WASHER, FLAT: STL, 5/32 ID, 5/ 16 OD, 0.048 MAX THK MS 27183-5 (96906)	E	EA	4	7	3
PAOZZ	5935-925-6495	CONTACT, ELECTRICAL: MS 27148-1 (96906)	E	EA	1	7	10
<p>GROUP 2003 WIRING HARNESS, FIRING CIRCUIT</p>											
PAOZZ	5935-925-6495	CONTACT, ELECTRICAL: MS 27148-1 (96906)	E	EA	1	10	6
PAOZZ	5310-983-8483	WASHER, FLAT: STL, 5 / 32 ID, 5 / 16 OD, 0.048 MAX THK MS 27183-5 (96906)	E	EA	4	10	10

SECTION II. REPAIR PARTS LIST-Continued

(1) SMR Code	(2) Federal stock number	(3) Description Reference Number & Mfr. Code Usable on Code		(4) Unit of meas	(5) Qty inc in unit	(6) 15 day organizational maintenance alw				(7) Illustration	
						(a) 1-5	(b) 6-20	(c) 21-50	(d) 51-100	(a) Figure no.	(b) Item no.
						PAOZZ	5310-763-8894	NUT, PLAIN, HEXAGON: STL, CD-PLD, 3/4 - 16UNF-2B, 1 1/8 W ACROSS FLATS, 41 / 64 THK MS51968-24 (96906)		EA	4
<p>GROUP 6001 FRONT AND REAR SIGHTS, GUN CRADLE ASSEMBLY</p>											
PAOZZ	5305-755-4867	THUMBSCREW ASSEMBLY: 10942215 (19204)		E	EA	4	82	1
PAOZZ	1005-754-5278	SIGHT ASSEMBLY. REAR GUN: 10942216 (19204)		G	EA	1	82	2
PAOZZ	5305-543--2419	SCREW, CAP, HEXAGON HEAD: STL, CD-OR ZN-PLD W / CHROMATE, 3/8-16UNC-2A, 1.125 LG MS90728-61 (96906)		G	EA	3	82	3
PAOZZ	5310-877-5972	WASHER, FLAT: STL, CD-PLD W / CHROMATE FIN., 0.406 ID, 0.750 OD, 0.190 THK 1091017 (19204)		E	EA	4	82	4
PAOZZ	1005-950-1252	HOLDER ASSEMBLY, FRONT GUN SIGHT: 10942217 (19204)		G	EA	1	32	5
PAOZZ	1005-991-6737	SIGHT, GUN FRONT: 10930619 (19204)		E	EA	1	82	6
<p>GROUP 5001 EQUILIBRATOR AND RIGHT CRADLE SUPPORT ASSEMBLY</p>											
PAOZZ	5310-866-4417	WASHER, FLAT: STL, CD-PLD W / CHROMATE FIN., 17 / 32 ID, 1 OD. 0.154 THK 10910174-5 (19204)		G	EA	4	84	22
PAOZZ	5340-987-1287	PIN ASSEMBLY, GUN CRADLE: 10930631 (19204)		G	EA	1	84	23
PAOZZ	5310-637-9541	WASHER, LOCK: SPLIT, MED, STL, CD-OR ZN-PLD W CHROMATE FIN..3/8 SCREW' SIZE. 0.6888 OD. 0.104 THK MS35338-46 (96906)		E	EA	4	84	27
PAOZZ	5310-877-5972	WASHER, FLAT: STL, CD-PLD W / CHROMATE FIN.. 0406 ID, 0.750 OD, 0.190 THK 10910174-3 (19204)		E	EA	4	84	28
PAOZZ	1005-987-1286	PIN ASSEMBLY, GUN CRADLE: 10930630 (19204)		G	EA	1	84	34
PAOZZ	1005-104-8904	BRACKET, MOUNTING. MACHINE GUN: M2, HB 10936152 (19204)		G	EA	1	84	37
<p>GROUP 5000 GUN CRADLE LEFT SUPPORT AND UPPER ELEVATING MECHANISM ASSEMBLY</p>											
XAOZZ		WIRE, STEEL CORROSION RESISTING: (SEE BULK ISSUE FSN 9505-804-3814) QQW423 (81348)		E	EA	V	85	21

Section IV. REPAIR PARTS LIST

(1) SMR Code	(2) Federal Stock Number	(3) Description Reference Number & Mfr. Code Usable on Code		(4) Unit of meas	(5) Qty inc in unit	(6) 30 day DS maint allowance			(7) 30-day GS maint allowance			(8) 1-yr alw per 100 equip cntgcy	(9) Depot maint alw per 100 equip	(10) Illustration	
						(a)	(b)	(c)	(a)	(b)	(c)			(a) Figure no.	(b) Item no.
						1-20	21-50	51-100	1-20	21-50	51-100				
PBFHD	1005-082-0058	CUPOLA, INTERIOR VIEW WITH COMPONENTS (XM27)		EA	1	4	1
PAOZZ	5935-925-6495	BOX ASSEMBLY. CONTROL: 11644123 (19204)		A	1	4	2
XAFZZ		CONTACT, ELECTRICAL: MS 27148-1 (96906)		E	1	4	3
AFFZZ		ACCUMULATOR RESERVOIR ASSEMBLY ACCUMULATOR, HYDRAULIC: 11640435 (19204)		A	1	4	4
XBFZZ	1005-132-0876	TRAVERSE MECHANISM ASSEMBLY: 11644099 (19204)		A	1	4	5
AFFZZ		HANDLE ASSEMBLY: 11644157 (19204)		A	1	4	6
AFFZZ		MOTOR ASSEMBLY. DIRECT CURRENT: 8448817 (19204)		A	1	4	7
PAFHD	1005-906-6311	VALVE ASSEMBLY 10955656 (19204)		D	1	4	8
XAFZZ		BRAKE ASSEMBLY: 11644098 (19204)		D	1	4	9
PAFZZ	5305-225-3844	ELECTRICAL LEAD ASSEMBLY, TERMINAL BOARD BULKHEAD TO SCREW, CAP, HEXAGON HEAD: STL, CD-PLD, 1/4 - 20UNC-2A, 9 / 16 LG		EA	2	5	1
PAFZZ	5340-984-8540	MS 907 28-4 (96906) CLAMP, LOOP: STL. CD- OR ZN-PLD, 1 LOOP ID, 1/2 0/A W. I HOLE 0.281 DIA, W/O FASTENING DEVICE		E	2	5	2
PAFZZ	1005-755-4869	MS21333-102 (96906) LEAD ASSEMBLY, ELECTRICAL: 10953598 (19204)		E	1	5	3
PAFZZ	5340-809-1500	GROUP 2000 WIRING HARNESS, FIRE CONTROL BOX TO SWITCH CLAMP, LOOP: STL. CD- OR ZN-PLD W./CHROMATE CUSHINED, W/O FASTENING DEVICE		EA	1	6	1
PAFZZ	5975-074-2072	MS21333-107 (96906) STRAP, TIEDOWN, ELECTRICAL: MS17821-1-9 (96906)		A	1	6	2
PAFZZ	5975-779-3319	STRAP, TIEDOWNS, ELECTRICAL COMPONENTS: MS17821-1-9 (96906)		A	1	6	3

Section IV. REPAIR PARTS LIST-Continued

(1) SMR Code	(2) Federal Stock Number	(3) Description Reference Number & Mfr. Code Usable on Code		(4) Unit of meas	(5) Qty inc in unit	(6) 30 day DS maint allowance			(7) 30-day GS maint allowance			(8) 1-yr alw per 100 equip cntgcy	(9) Depot maint alw per 100 equip	(10) Illustration	
						(a) 1-20	(b) 21-50	(c) 51-100	(a) 1-20	(b) 21-50	(c) 51-100			(a) Figure no.	(b) Item no.
PAFZZ	1005-876-9338	WIRING HARNESS: 11636033 (19204)	A	EA	1	6	5	
PAFZZ	5310-656-0067	WASHER, SLOTTED: 8724497 (19204)	E	EA	1	6	6	
PAFZZ	5935-691-5591	SHELL, ELECTRICAL CONNECTOR: 8724497 (19204)	E	EA	1	6	7	
PAFZZ	5935-926-3144	CONTACT, ELECTRICAL: MS27148-3 (96906)	E	EA	1	6	8	
PAFZZ	5970-833-8562	INSULATOR BUSHING: 8338562 (19204)	E	EA	1	6	9	
PAFZZ	5975-660-5962	CABLE, NIPPLE, ELECTRICAL: 8724494 (19204)	E	EA	1	6	10	
PAFZZ	5940-3996676	TERMINAL ASSEMBLY: 8335864 (19204)	A	EA	2	6	11	
PAFZZ	5310-298-8903	WASHER, FLAT: 8338570 (19204)	E	EA	1	6	12	
PAFZZ	2590-695-9076	SHELL, HEADLIGHT: CL 8338572 (19204)	E	EA	1	6	13	
PAFZZ	5310-595-7044	WASHER, SLOTTED: 8338573 (19204)	E	EA	1	6	14	
XAFZZ	SHELL, ELECTRICAL: 8338572 (19204)	A	EA	4	6	15	
PAOZZ	5935-9256495	CONTACT, ELECTRICAL: MS27148-1 (96906)	E	EA	1	6	16	
PAFZZ	5305-889-3000	GROUP 2003 WIRING HARNESS, CONTROL BOX TO CUPOLA SCREW, MACHINE: PAN-HD. CROSS-RECESS, STL, CD-PLD. NO. 6-32UNC-2A, 1/2 LG MS35206-230 (96906)	E	EA	4	7	1	
PAFZZ	5310-045-4007	WASHER, LOCK: NO. 6 MS35338-41 (96906)	E	EA	4	7	2	
PAOZZ	5310-983-8483	WASHER, FLAT: STL, 5 / 32 ID, 5/16 OD, 0.048 MAX THK MS27183-5 (96906)	E	EA	4	7	3	

Section IV. REPAIR PARTS LIST-Continued

(1) SMR Code	(2) Federal Stock Number	(3) Description Reference Number & Mfr. Code Usable on Code		(4) Unit of meas	(5) Qty inc in unit	(6) 30 day DS maint allowance			(7) 30-day GS maint allowance			(8) 1-yr alw per 100 equip cntgcy	(9) Depot maint alw per 100 equip	(10) Illustration	
						(a) 1-20	(b) 21-50	(c) 51-100	(a) 1-20	(b) 21-50	(c) 51-100			(a) Figure no.	(b) Item no.
PAFZZ	5305-223-3344	SCREW, CAP, HEXAGON HEAD: STL CD-PLD, 1/4-20UNC-2A, 9'16 LG MS90728-4 (96906)	E	EA	2	7	5	
PAFZZ	5340-984-8540	CLAMP, LOOP: STL. CD- OR ZN-PLD, 1/2 , , LOOP ID, 1/2 O/A W, 1 HOLE 0.281 DIA. W/O FASTENING DEVICE MS21333-102 (96906)	E	EA	2	7	6	
PAFZZ	1003-991-6775	CABLE ASSEMBLY. SPECIAL PURPOSE: 10930846 (19204)	E	EA	1	7	7	
XAFZZ	CONNECTOR, ELECTRICAL: 7720489 (19204)	E	EA	1	7	8	
PAFZZ	3310-595-7044	WASHER, SLOTTED: 8724497 (19204)	E	EA	1	7	9	
PAOZZ	5933-923-6405	CONTACT. ELECTRICAL: MS27148-3 (96906)	E	EA	1	7	10	
PAFZZ	5310-656-0067	WASHER, SLOTTED: 8724495 (19204)	E	EA	1	7	11	
PAFZZ	5935-691-5591	SHELL, ELECTRICAL CONECTOR: 8724495 (19204)	E	EA	1	7	12	
PAFZZ	5935-926-3144	CONTACT, ELECTRICAL: MS27148-3 (96906)	E	EA	1	7	13	
PAFZZ	5310-298-8903	WASHER, FLAT: 8338570 (19204)	E	EA	1	7	14	
PAFZZ	2590-695-9076	SHELL, HEADLIGHT: CL 8338569 (19207)	E	EA	1	7	15	
PAFZZ	5940-399-6676	TERMINAL ASSEMBLY: 8338564 (19204)	E	EA	2	7	16	
PAFZZ	5970-833-8562	INSULATOR BUSHING: 8338562 (19204)	E	EA	1	7	17	
PAFZZ	5975-660-5962	CABLE, NIPPLE. ELECTRICAL: 8724494 (19204)	E	EA	1	7	18	

Section IV. REPAIR PARTS LIST-Continued

(1) SMR Code	(2) Federal Stock Number	(3) Description Reference Number & Mfr. Code Usable on Code		(4) Unit of meas	(5) Qty inc in unit	(6) 30 day DS maint allowance			(7) 30-day GS maint allowance			(8) 1-yr alw per 100 equip cntgcy	(9) Depot maint alw per 100 equip	(10) Illustration	
						(a)	(b)	(c)	(a)	(b)	(c)			(a) Figure no.	(b) Item no.
						1-20	21-50	51-100	1-20	21-50	51-100				
PAFZZ	1005-754-5280	GROUP 2003 WIRING HARNESS, FIRE CONTROL, BOX TO PUMP AND MOTOR		EA	1	8	--	
		CABLE, ASSEMBLY, SPECIAL PURPOSE, ELECTRICAL BRANCHED: 10953604 (19204) D													
PAFZZ	1005-052-3863	GROUP 2003 WIRING HARNESS, FIRE CONTROL BOX		EA	1	9	1	
		WIRING HARNESS, BRANCHED: 11644103 (19204) D													
PAFZZ	5935-726-0687	CONNECTOR, PLUG ELECTRICAL MS3106-R20-18P (96906) D		EA	1	9	2	
PAFZZ	5310-595-7044	WASHER, SLOTTED: 8338573 (19204) E		EA	1	9	3	
PAOZZ	5935-925-6495	CONTACT, ELECTRICAL: MS27148-1 (96906) E		EA	1	9	4	
PAFZZ	5935-062-1309	CONNECTOR, PLUG, ELECTRICAL: MS3111-E16-8S (96906) D		EA	1	9	5	
PAFZZ	5310-298-8903	WASHER, FLAT: 8338570 (19204) E		EA	1	9	6	
PAFZZ	2590-695-9076	SHELL, HEADLIGHT: CL 8338569 (19207) E		EA	1	9	7	
PAFZZ	5940-399-6676	TERMINAL ASSEMBLY: 8338564 (19204) E		EA	1	9	8	
PAFZZ	1005-052-3862	GROUP 2003 WIRING HARNESS, FIRING CIRCUIT		EA	1	10	1	
		WIRING HARNESS, BRANCHED: 11644102 (19204) E													
PAFZZ	5310-298-8903	WASHER, FLAT: 8338570 (19204) E		EA	1	10	2	
PAFZZ	2590-695-9076	SHELL, HEADLIGHT: CL 8338569 (19207) E		EA	1	10	3	
PAFZZ	5940-399-6676	TERMINAL ASSEMBLY: 8338564 (19204) E		EA	1	10	4	
PAFZZ	5310-595-7044	WASHER, SLOTTED: 8338573 (19204) E		EA	1	10	5	
PAOZZ	5935-925-6405	CONTACT, ELECTRICAL: MS27148-1 (96906) E		EA	1	10	6	

Section IV. REPAIR PARTS LIST-Continued

(1) SMR Code	(2) Federal Stock Number	(3) Description Reference Number & Mfr. Code Usable on Code		(4) Unit of meas	(5) Qty inc in unit	(6) 30 day DS maint allowance			(7) 30-day GS maint allowance			(8) 1-yr alw per 100 equip cntgcy	(9) Depot maint alw per 100 equip	(10) Illustration	
						(a)	(b)	(c)	(a)	(b)	(c)			(a) Figure no.	(b) Item no.
						1-20	21-50	51-100	1-20	21-50	51-100				
PAFZZ	5340-809-1490	CLAMP, LOOP: MS21333-98 (96906)	A	EA	1	11	7
PAFZZ	1005-052-3865	WIRING; HARNESS, BRANCHED: 11644162 (19204)	A	EA	1	11	8
PAFZZ	5935-026-0687	CONNECTOR, PLUG, ELECTRICAL: MS3106-R20-18P (96906)	D	EA	1	11	9
PAOZZ	5935-833-8561	SHELL, ELECTRICAL 8338561 (19204)	A	EA	1	11	10
PAFZZ	5970-833-8562	INSULATOR BUSHING: 8338562 (19204)	E	EA	1	11	11
PAFZZ	5940-399-6676	TERMINAL ASSEMBLY: 8338564 (19204)	E	EA	1	11	12
PAFZZ	5935-691-5591	SHELL, ELECTRICAL CONNECTOR: 8724495 (19204)	E	EA	1	11	13
PAFZZ	5310-656-0067	WASHER, SLOTTED: 8724497 (19204)	E	EA	1	11	14
PAFZZ	5935-926-3144	CONTACT, ELECTRICAL: MS27148-3 (96906)	E	EA	1	11	15
GROUP 2003															
WIRING HARNESS, CUPOLA TO LAST ROUND															
SWITCH AND SOLENOID															
PAFZZ	5305-071-2507	SCREW, CAP, HEXAGON HEAD: MS90728-2 (96906)	A	EA	2	12	1
PAFZZ	5340-809-1490	CLAMP, LOOP: MS21333-98 (96906)	A	EA	2	12	2
PAOZZ	5340-079-7837	CLAMP, LOOP: MS21333-67 (96906)	A	EA	1	12	3
PAFZZ	1005-052-3868	CABLE ASSEMBLY, SPECIAL PURPOSE: 11644101 (19204)	A	EA	1	12	4
PAFZZ	5310-656-0067	WASHER, SLOTTED: 8724497 (19204)	E	EA	2	12	5
PAFZZ	5935-691-5591	SHELL, ELECTRICAL CONNECTOR: 87244905 (19207)	E	EA	2	12	6
PAFZZ	5935-926-3144	CONTACT, ELECTRICAL: MS27148-3 (96906)	E	EA	2	12	7
PAFZZ	5970-833-8562	INSULATOR BUSHING: 8338562 (19204)	E	EA	1	12	8

Section IV. REPAIR PARTS LIST-Continued

(1) SMR Code	(2) Federal Stock Number	(3) Description Reference Number & Mfr. Code Usable on Code		(4) Unit of meas	(5) Qty inc in unit	(6) 30 day DS maint allowance			(7) 30-day GS maint allowance			(8) 1-yr alw per 100 equip cntgcy	(9) Depot maint alw per 100 equip	(10) Illustration	
						(a)	(b)	(c)	(a)	(b)	(c)			(a) Figure no.	(b) Item no.
						1-20	21-50	51-100	1-20	21-50	51-100				
PAFZZ	5940-399-6676	TERMINAL ASSEMBLY: 8338564 (19204)	E	EA	2	12	10
PAFZZ	5935-984-2818	CONNECTOR, PLUG, ELECTRICAL: MS3106-R16-9P (96906)	A	EA	1	12	11
PAFZZ	5935-379-2821	CONNECTOR, PLUG, ELECTRICAL: MS3108-R16-9S (96906)	A	EA	1	12	12
GROUP 2001															
ELECTRICAL CONTROL BOX ASSEMBLY															
PBFHD	1005-082-0058	BOX ASSEMBLY, CONTROL: 11644123 (19204)	A	EA	1	13	1
PAOZZ	5355-020-3511	KNOB: RATE CONTROL MS91528-1P4B (96906)	A	EA	1	13	2
PAOZZ	5305-984-6208	SCREW, MACHINE: PAN-HD, CROSS-RECESS, STL, CD-PLD W/CHROMATE, NO. 10-24UNC-2A. 3/8 LG MS35206-261 (96906)	D	EA	6	13	3
PAFZZ	5310-045-3296	WASHER, LOCK: MS35338-43 (96906)	D	EA	15	13	4
PBFZZ	1005-491-0377	COVER, GUN MOUNT CONTROL BOX: 11610649-1 (19204)	A	EA	1	13	5
PAFZZ	5330-056-0059	GASKET: 11610649-2 (19204)	A	EA	1	13	6
PAFZZ	5305-958-5245	SCREW, MACHINE: FLAT, COUNTERSUNK HEAD, 1/4 20UNC-2A, 0.625 LG MS3190-288 (96906)	A	EA	3	13	7
PAFZZ	5305-978-9378	SCREW, CAP, SOCKET HEAD: 1/4 -2/UNC-3A, 0.500 LG MS16997-58 (96906)	A	EA	4	13	8
PAOZZ	5310-865-9513	WASHER, FLAT: STL, CD-PLD W/CHROMATE FIN., 9/32 ID, 1/2 OD, 0.089 THK, 1/4 SCREW SIZE 10910174-1 (19204)	E	EA	3	13	9
XAFZZ	BRACKET: 11619645-1 (19204)	A	EA	1	13	10
PAFZZ	5305-990-6444	SCREW, MACHINE: PAN-HD, STL, CD-PLD, NO. 10- 32UNF-2a. 3/8 LG MS35207-261(96906)	D	EA	1	13	11

Section IV. REPAIR PARTS LIST-Continued

(1) SMR Code	(2) Federal Stock Number	(3) Description Reference Number & Mfr. Code Usable on Code		(4) Unit of meas	(5) Qty inc in unit	(6) 30 day DS maint allowance			(7) 30-day GS maint allowance			(8) 1-yr alw per 100 equip cntgcy	(9) Depot maint alw per 100 equip	(10) Illustration	
						(a)	(b)	(c)	(a)	(b)	(c)			(a) Figure no.	(b) Item no.
						1-20	21-50	51-100	1-20	21-50	51-100				
PAFZZ	5340-901-8132	CLAMP, LOOP: CUSHIONED, STL, CD-PLD, 0.375 CIRCLE DIA, 0.625 W. 1 HOLE 0.203 DIA, W/O FASTENING DEVICE MS21334-26 (96906)	A	EA	1	13	12
PAFZZ	5305-984-6210	SCREW, MACHINE: NO. 10-24UNC-2A, U.500 LG MS35206-263 (96906)	A	EA	1	13	13
PAFZZ	5310-905-0762	NUT, PLAIN, HEXAGON: STL, CD-PLD, 1/4-20UNC-2B 7/16 W ACROSS FLATS, 7/32 THK MS51967-3 (96006)	A	EA	4	13	14
PAFZZ	5310-582-5965	WASHER, LOCK: SPLIT, MED, STL, CD-PLD W/CHROMATE FIN., 0.250 ID. 0.493 OD, 0.072 THK MS35338-44 (96906)	E	EA	6	13	15
PADZZ	9905-034-4291	PLATE, IDENTIFICATION: 11586301 (19204)	A	EA	1	13	16
PAFZZ	5305-984-6209	SCREW, MACHINE: NO. 10-24UNC-2A. 0.43, LG MS3206-262 (96906)	A	EA	2	13	17
PAFZZ	5310-823-8804	WASHER, FLAT: 0.250 ID, 0.562 OD, 0.065 THK MS27183-9 (96906)	A	EA	2	13	18
PAFZZ	1005-021-2459	TERMINAL BOX: 11644105 (19204)	A	EA	1.	13	19
GROUP 2001															
ELECTRICAL CONTROL BOX ASSEMBLY-Continued															
PAFZZ	6210-950-6868	LIGHT INDICATOR ASSEMBLY: (RED) MS25041-2-327 (96906)	A	EA	1	14	1
PAFZZ	5930-683-1625	SWITCH TOGGLE: MS24523-31 (96906)	A	EA	1	14	2
PAFZZ	5930-501-4957	SWITCH, PUSH: MS250089-1F (96906)	A	EA	2	14	3
PAFZZ	5930-683-1628	SWITCH, TOGGLE: MS24523-22 (96906)	A	EA	2	14	4
PAFZZ	6210-818-0230	LIGHT, INDICATOR: (BLUE) MS25401-10 327 (96906)	A	EA	1	14	5
PAFZZ	5925-686-3301	CIRCUIT BREAKER ASSEMBLY: MS25244-15 (96906)	A	EA	1	14	6
PAFZZ	5930-655-4247	SWITCH, TOGGLE: MS24524-22 (96906)	A	EA	2	14	7
PAFZZ	6210-939-7609	LIGHT INDICATOR ASSEMBLY: (YELLOW) MS25041-4-327 (96906)	A	EA	1	14	8
PAFZZ	6210-538-8770	LIGHT INDICATOR ASSEMBLY: (GREEN) MS25041-3 (96906)	A	EA	2	14	9

Section IV. REPAIR PARTS LIST-Continued

(1) SMR Code	(2) Federal Stock Number	(3) Description Reference Number & Mfr. Code Usable on Code		(4) Unit of meas	(5) Qty inc in unit	(6) 30 day DS maint allowance			(7) 30-day GS maint allowance			(8) 1-yr alw per 100 equip cntgcy	(9) Depot maint alw per 100 equip	(10) Illustration	
						(a) 1-20	(b) 21-50	(c) 51-100	(a) 1-20	(b) 21-50	(c) 51-100			(a) Figure no.	(b) Item no.
PAFZZ	5310-053-1239	NUT: 10917174 (19204)	A	EA	12	14	11	
PAFZZ	1005-021-2460	BRACKET, SWITCH MOUNTING: 11619648-1 (19204)	A	EA	1	14	12	
GROUP 2001															
ELECTRICAL CONTROL BOX ASSEMBLY-Continued															
PAFZZ	5305-889-2998	SCREW, MACHINE: CROSS-RECESSED, PAN-HD, CD- PLD, NO. 4-40UNC-2A, 7/16 LG MS35206-216 (96906)	D	EA	16	15	1	
PAFZZ	5310-934-9739	NUT, PLAIN, HEXAGON: MS35649-242 (96906)	D	EA	16	15	2	
PAFZZ	5310-543-2410	WASHER, LOCK: MS35338-40 (96906)	D	EA	16	15	3	
PAFZZ	5310-951-4679	WASHER, FLAT: MS27183-3 (96906)	A	EA	16	15	4	
PAFZZ	5935-883-1089	CONNECTOR: MS3102-R20-18S (96906)	E	EA	1	15	5	
PAFZZ	5935-835-0966	CONNECTOR: MS3102-R20-24SC (96906)	A	EA	1	15	6	
PAFZZ	5035-827-1334	CONNECTOR: MS3102-R20-16S (96906)	A	EA	1	15	7	
PAFZZ	5935-877-0833	CONNECTOR, RECEPTACLE: MS3102-R20-23P (96906)	A	EA	1	15	8	
PAHZZ	6145-882-1239	WIRE ASSEMBLY, ELECTRICAL: MILW81044/ 2-8-9 (81349)	A	FT	V	15	9	
PAHZZ	6145-860-3481	WIRE, ELECTRICAL: MILW81044/4-12-9 (81349)	A	FT	V	15	9	
PAHZZ	6145-860-3518	WIRE, ELECTRICAL: MILW81044/4-16-9 (81349)	A	FT	V	15	9	
PAHZZ	6145-860-3498	WIRE, ELECTRICAL: MILW81044/ 4-18-9 (81349)	A	FT	V	15	9	
PAFZZ	6145-833-9142	WIRE: MILW81044/ 4-20-9 (81349)	A	FT	V	15	9	
PAFZZ	5940-113-9826	TERMINAL, LUG: MS25036-114 (96906)	A	EA	2	15	9	
PAFZZ	5940-204-8961	TERMINAL, LUG: MS25036-110 (96906)	A	EA	1	15	9	
PAFZZ	5940-143-4773	TERMINAL., LUG: MS25036-105 (96906)	A	EA	1	15	9	

Section IV. REPAIR PARTS LIST-Continued

(1) SMR Code	(2) Federal Stock Number	(3) Description Reference Number & Mfr. Code Usable on Code		(4) Unit of meas	(5) Qty inc in unit	(6) 30 day DS maint allowance			(7) 30-day GS maint allowance			(8) 1-yr alw per 100 equip cntgcy	(9) Depot maint alw per 100 equip	(10) Illustration	
						(a) 1-20	(b) 21-50	(c) 51-100	(a) 1-20	(b) 21-50	(c) 51-100			(a) Figure no.	(b) Item no.
PAFZZ	5940-143-4777	TERMINAL, LUG: MS25036-157 (96906)	A	EA	2	15	9	
PAFZZ	5940-230-0515	TERMINAL LUG: MS25036-154 (96906)	A	EA	1	15	9	
PAFZZ	5940-143-4774	TERMINAL, LUG: MS25036-153 (96906)	A	EA	2	15	9	
PAFZZ	5940-113-8184	TERMINAL, LUG: MS25036-150 (96906)	A	EA	4	15	9	
PAFZZ	5940-114-1305	TERMINAL, LUG: MS25036 116 (96906)	A	EA	2	15	9	
PAFZZ	5940-113-0954	TERMINAL, LUG: MS25036-165 (96906)	A	EA	6	15	9	
PAFZZ	5940-151-9361	TERMINAL, LUG: MS35463-44 (96906)	A	EA	2	15	9	
PAFZZ	5940-283-5280	TERMINAL, LUG: MS25036-106 (96906)	A	EA	11	15	9	
PAFZZ	5940-557-4345	TERMINAL, LUG: MS20536-118 (96906)	A	EA	2	15	10	
PAOZZ	5305-267-8952	SCREW, CAP, HEXAGON HEAD: STL. CD-PLD W / CHROMATE, 1/4-28UNF-2A. 1/2 LG MS90727-3 (96906)	E	EA	6	15	11	
PAFZZ	5310-905-0762	NUT, PLAIN, HEXAGON: STL, CD-PLD, 1/4-20UNC-2B 7 / 16 W ACROSS FLATS, 7/32 THK MS51967-3 (96906)	A	EA	6	15	12"	
PAFZZ	5310-582-5965	WASHER, LOCK: SPLIT, MED. STL. CD-PLD W / CHROMATE FIN, . 0.250 ID, 0.493 OD. 0.072 THK MS35338-44 (96906)	E	EA	2	15	13	
PAFZZ	5340-657-9793	STRAP, RETAINING: 8724501 (19204)	A	EA	2	15	14	
PAFZZ	1005-135-2448	SUPPRESSOR ASSEMBLY: 11644624 (19204)	A	EA	2	15	15	
PAFZZ	5945-920-7394	REL, AY: 10947380 (19204)	A	EA	1	15	16	
PAFZZ	5305-984-4982	SCREW, MACHINE: MS35206-225 (96906)	A	EA	2	15	17	

Section IV. REPAIR PARTS LIST-Continued

(1) SMR Code	(2) Federal Stock Number	(3) Description Reference Number & Mfr. Code Usable on Code		(4) Unit of meas	(5) Qty inc in unit	(6) 30 day DS maint allowance			(7) 30-day GS maint allowance			(8) 1-yr alw per 100 equip cntgcy	(9) Depot maint alw per 100 equip	(10) Illustration	
						(a)	(b)	(c)	(a)	(b)	(c)			(a) Figure no.	(b) Item no.
						1-20	21-50	51-100	1-20	21-50	51-100				
PAFZZ	5935-068-3704	SOCKET RELAY: 1094670 (19204)	A	EA	1	15	18
PAFZZ	5310-053-1244	NUT, PLAIN, HEXAGON: 11619641 (19204)	A	EA	2	15	19
PAFZZ	5310-045-4007	WASHER, LOCK: NO. 6 MS35338-41 (96906)	E	EA	8	15	20
PAFZZ	5305-984-4983	SCREW, MACHINE: PAN-HD, CROSS-RECESS, STL, CD-PLD, NO 6-33UNC-2A, 1/4 LG MS35206-226 (96906)	D	EA	3	15	21
PAOZZ	5310-809-4058	WASHER, FLAT: STL. CD-PLD, 1/4 ID, 5/8 OD, 0.104 THK MS27183-10 (96906)	D	EA	3	15	22
PAFZZ	5305-988-1170	SCREW, MACHINE: MS35206-284 (96906)	A	EA	1	15	23
PAFZZ	5945-052-3929	RELAY: 11621546 (19204)	A	EA	2	15	24
PAFZZ	5305-889-3000	SCREW, MACHINE: PAN-HD, CROSS-RECESS, STL, CD-PLD, NO. 6-32UNC-2A, 1/2 LG MS35206-230 (96906)	E	EA	4	15	25
PAFZZ	5310-934-9747	NUT, PLAIN, HEXAGON: MS35649-262 (96906)	A	EA	5	15	26
PAFZZ	5940-907-9080	TERMINAL BOARD: 10946972 (19204)	A	EA	1	15	27
PAFZZ	5310-579-0079	WASHER LOCK: MS35333-37 (96906)	A	EA	2	15	28
PAFZZ	5910-864-3172	CAPACITOR, FIXED, METALLIZED PAPER DIELEC 11636190 (19204)	A	EA	1	15	29
PAFZZ	5305-984-6206	SCREW, MACHINE: MS35206-259 (96906)	A	EA	2	15	30
PAFZZ	5310-045-3296	WASHER, LOCK: MS35338-43 (96906)	D	EA	2	15	31
PAFZZ	5961-958-6724	SEMI-CONDUCTOR: 1N1184R (81349)	A	EA	1	15	32
PAFZZ	5961-087-7949	SEMI-CONDUCTOR DEVICE: 1N1614R (81349)	A	EA	2	15	33
PAFZZ	1005-470-1667	BRACKET ASSEMBLY, ANGLE: 11619645 (19204)	A	EA	1	15	34

Section IV. REPAIR PARTS LIST-Continued

(1) SMR Code	(2) Federal Stock Number	(3) Description Reference Number & Mfr. Code Usable on Code		(4) Unit of meas	(5) Qty inc in unit	(6) 30 day DS maint allowance			(7) 30-day GS maint allowance			(8) 1-yr alw per 100 equip cntgcy	(9) Depot maint alw per 100 equip	(10) Illustration	
						(a)	(b)	(c)	(a)	(b)	(c)			(a) Figure no.	(b) Item no.
						1-20	21-50	51-100	1-20	21-50	51-100				
PAFZZ	5310-934-9758	NUT, PLAIN, HEXAGON: MS35649-202 (96906)	D	EA	4	15	35
PAOZZ	5305-984-6208	SCREW, MACHINE: PAN-HD, CROSS-RECESS, STL, CD-PLD W / CHROMATE, NO. 10-24UNC-2A, 3/8 LG MS35206-261 (96906)	D	EA	1	15	36
XAFZZ	BOX ASSEMBLY: 11644435 (19204)	A	EA	1	15	37
GROUP 2002 ELECTRICAL CONTACT RING INSTALLATION															
PAFZZ	5305-989-7434	SCREW, MACHINE: PAN-HD, STL, CD-PLD, CROSS RECESSED, NO. 10-UNF-2A, 1/2 LG MS35207-263 (96906)	E	EA	14	16	1
PAOZZ	5310-809-8546	WASHER, FLAT: STL, CD-PLD W/CHROMATE FIN., 7/32 ID, 7/16 OD, 1/ 16 THK MS27183-8 (96906)	E	EA	18	16	2
PAFZZ	5340-664-3092	CLAMP, LOOP: STL, CD-OR ZN-PLD, 0.500 W O/A, 0.032 THK, 0.375 LOOP ID, 0.203 DIA HOLE MS9024-03 (96906)	E	EA	16	16	3
PAFZZ	5305-988-1724	SCREW, MACHINE: STL, CD-PLD W/CHROMATE FIN., 1/4 -20UNC-2A, 0.625 LG MS35206-280 (96906)	E	EA	2	16	4
PBFZZ	2920-019-3974	GUARD, CONTACT RING: 10953676 (19204)	E	EA	4	16	5
PAFZZ	5305-068-0508	SCREW, CAP, HEXAGON HEAD: SL, CD-PLD, 1/4- 20UNC-2A, 3/4 LG MS90728-6 (96906)	E	EA	8	16	6
PAFZZ	5310-209-0786	WASHER, LOCK: EXT, STL, CD- OR ZN-PLD W / CHROMATE FIN., 1/4 SCREW SIZE MS35335-33 (96906)	E	EA	4	16	7
PAOZZ	5310-865-9513	WASHER, FIAT: STL, CD-PLD W/ CHROMATE FIN., 9/ 32 ID 1 / 2 OD, 0.089 THK. 1/4 SCREW SIZE 10910174-1 (19204)	E	EA	8	16	8
XAOZZ	WIRE, STEEL, CORROSION RESISTING: (SEE BULK ISSUE FSN 9505-804-3814) QQW423 (81348)	E	EA	V	16	9
PAFZZ	5305-803-4173	SCREW, CAP, HEXAGON HEAD: MS51095-6 (96906)	E	EA	8	16	10

Section IV. REPAIR PARTS LIST-Continued

(1) SMR Code	(2) Federal Stock Number	(3) Description Reference Number & Mfr. Code Usable on Code		(4) Unit of meas	(5) Qty inc in unit	(6) 30 day DS maint allowance			(7) 30-day GS maint allowance			(8) 1-yr alw per 100 equip cntgcy	(9) Depot maint alw per 100 equip	(10) Illustration	
						(a) 1-20	(b) 21-50	(c) 51-100	(a) 1-20	(b) 21-50	(c) 51-100			(a) Figure no.	(b) Item no.
PAFZZ	1005-755-4873	HOLDER ASSEMBLY, BRUSH: 10953607-1 (19204)	E	EA	1	16	12	
PAFZZ	1005-755-4872	HOLDER ASSEMBLY, BRUSH: 110953607 (19204)	E	EA	2	16	13	
PAFZZ	1005-755-4874	HOLDER ASSEMBLY, BRUSH: 110953607-2 (19204)	E	EA	1	16	14	
PAOZZ	5305-068-0513	SCREW, CAP, HEXAGON HEAD: STL, CD-PLD W / CHROMATE, 1/4-28UNF-2A, 0.750 LG MS90727-6 (96906)	E	EA	8	16	15	
PAOZZ	5310-913-7020	NUT, PLAIN, HEXAGON: 1/4-28UNF-2B MS51968-3 (96906)	E	EA	8	16	16	
XBFZZ	5340-082-0036	BRACKET: CONTACT RING BRUSH HOLDER (LOWER 10954500 (19204)	E	EA	4	16	17	
XBFZZ	5340-082-0041	BRACKET: CONTACT RING BRUSH HOLDER (UPPER 10954508 (1904)	E	EA	4	16	18	
PAFZZ	5340-809-1492	CLAMP, LOOP: STL, CD-OR ZN-PLD, W/CHROMATE, 3/8 LOOP ID, 5/8 O/A W, 2 HOLE 0.281 DIA, CUSHIONED, W/O FASTENING DEVICE MS21333-100 (96906)	E	EA	4	16	19	
PAOZZ	5305-989-7435	SCREW, MACHINE: PAN-HD, STL, CD-PLD, NO. 10- 3UNF-2A, 5/8 LG MS35207 -264 (96906)	E	EA	4	16	20	
PAFZZ	5310-582-5965	WASHER, LOCK: SPLIT, MED, STL, CD-PLD W/CHROMATE FIN., 0.250 ID, 0.493 OD, 0.072 THK MS35338-44 (96906)	E	EA	2	16	21	
PAFZZ	5315-964-0559	SCREW, CAP, HEXAGON HEAD: MS51095-310 (96906)	E	EA	2	16	22	
PAFZZ	5305-988-1725	SCREW, MACHINE: PAN-HD, CROSS-RECESSED, STL, NO. 10-24UNC-2A, 3/4 LG MS35206-281 (169061)	E	EA	4	16	23	
PAFZZ	5305-954-8991	SCREW, MACHINE: PAN-HD, CROSS-RECESSED, BRS, NO. 10-24UNC-2A, 3/8 LG MS35214-53 (96906)	E	EA	4	16	24	
PAFZZ	5305-637-1119	SCREW, MACHINE: PAN-HD, STL, CD-OR ZN- CHROMATE FIN., NO. 10-24NC-1/2 LG MS35214-69 (96906)	E	EA	1	16	25	

Section IV. REPAIR PARTS LIST-Continued

(1) SMR Code	(2) Federal Stock Number	(3) Description Reference Number & Mfr. Code Usable on Code		(4) Unit of meas	(5) Qty inc in unit	(6) 30 day DS maint allowance			(7) 30-day GS maint allowance			(8) 1-yr alw per 100 equip cntgcy	(9) Depot maint alw per 100 equip	(10) Illustration	
						(a) 1-20	(b) 21-50	(c) 51-100	(a) 1-20	(b) 21-50	(c) 51-100			(a) Figure no.	(b) Item no.
PAFZZ	5325-754-2240	GROMMET, RUBBER: SYN-RBR, 3/8 HOLE DIA, 7/8 OD, 5/ 16 O/A H. 5/8 GROOVE OD, 1 X 16 GROOVE W. MS35490-11 (96906)	E	EA	6	16	27	
PBFZZ	1005-442-2287	COVER: 10953673 (19204)	E	EA	1	16	28	
PAFZZ	1005-754-5281	BOARD ASSEMBLY: 10953667 (19204)	E	EA	1	16	29	
PAFZZ	5305-225-3844	SCREW, CAP, HEXAGON HEAD: STL, CD-PLD, 1/4- 20UNC-2A, 9/16 LG MS90728-4 (96906)	E	EA	4	16	30	
PAFZZ	5305-558-4181	SCREW, CAP, HEXAGON HEAD: STL, CD-PLD, 3/8- 20UNC-2A, 7/8 LG MS90728-59 (96906)	E	EA	4	16	31	
PAOZZ	5310-877-5972	WASHER, FLAT: STL, CD-PLD W/CHROMATE FIN., 0.406 ID, 0.750 OD, 0.190 THK 10910174-3 (19204)	E	EA	4	16	32	
PBFZZ	1005-497-1948	BRACKET, RING MOUNTING: U SHAPE 10931097 (19204)	E	EA	2	16	33	
PAFZZ	5340-482-4836	BRACKET, DOUBLE ANGLE: AL, ENAM 90 DEG 0.750 W, 0.190THK 10931096 (19204)	E	EA	2	16	34	
PAFZZ	5305-071-2506	SCREW, CAP, HEXAGON HEAD: STL, CD-PLD, 1/4 20UNC-2A, 1/ 2 LG MS90728-3 (96906)	E	EA	2	16	35	
PBFZZ	1005-102-3687	RING ASSEMBLY, ELECTRICAL CONTACT: 10953608 (19204)	E	EA	1	16	36	
PAFZZ	5305-984-7363	SCREW, MACHINE: FL-CSK-HD (80-82 DEG), STL, CD PLD W/CHROMATE FIN., NO. 10-32UNF-2A, 1/2 LG MS35191-272 (96906)	E	EA	11	16	37	
PAFZZ	1005-755-4877	INSULATION, . ELECTRICAL. CONTACT RING: 10953856 (19204)	E	EA	1	16	38	
PAFZZ	1005-042-5296	COVER: 10954502 (1924)	E	EA	1	16	39	
PAFZZ	1005-755-4875	RING, ELECTRICAL CONTACT: 10954502 (19204)	E	EA	1	16	40	

Section IV. REPAIR PARTS LIST-Continued

(1) SMR Code	(2) Federal Stock Number	(3) Description Reference Number & Mfr. Code Usable on Code		(4) Unit of meas	(5) Qty inc in unit	(6) 30 day DS maint allowance			(7) 30-day GS maint allowance			(8) 1-yr alw per 100 equip cntgcy	(9) Depot maint alw per 100 equip	(10) Illustration	
						(a) 1-20	(b) 21-50	(c) 51-100	(a) 1-20	(b) 21-50	(c) 51-100			(a) Figure no.	(b) Item no.
PAFZZ	1005-234-9658	SUPPORT ASSEMBLY: 10935732 (19204)	E	EA	1	16	42
PAFZZ	5340-804-3639	NUT, PLAIN, SQUARE: STL, ZN-PLD, NO. 10-32NF-2B, 0.515 W 0. 156 O/A H 10930481 (19207)	E	EA	13	16	43
XBFZZ	1005-234-9593	SUPPORT ASSEMBLY: 10930479 (19204)	E	EA	1	16	44
PAFZZ	1005-904-2666	WIRING HARNESS: 10954501 (19204)	E	EA	1	16	45
PAFZZ	5315-281-9457	PIN, SPRING: STL, CD-PLD, 0.250 DIA, 0.374 LG, 0.048 MATERIAL THK 52-048-250-0375 (72962)	E	EA	3	16	46
GROUP 3000															
AFFHH	1005-132-0877	POWER CONTROL ASSEMBLY CONTROL ASSEMBLY: 11644484 (19204)	A	EA	1	17	1
PAFZZ	5305-978-9379	SCREW, CAP, SOCKET HEAD: HEX-SOC, STL, PHOS- CTD, 1/4-20UNC-3A, S/R LG MS16997-59 (96906)	A	EA	4	17	2
PAFZZ	5310-596-4907	WASHER, LOCK: 24582 (78570)	D	EA	14	17	3
PAFZZ	5305-978-9380	SCREW, CAP, SOCKET HEAD: MS16997-61 (96906)	A	EA	9	17	4
PAFZZ	5340-088-1255	CLAMP, LOOP: CUSHIONED STL, CD-PLD, /R LOOP ID, 5/8 O/A W, 1 HOLE 0.281 DIA MS21333-96 (96906)	A	EA	2	17	5
PAFZZ	1005-131-6232	BRACKET, POWER PACK: 11644374 (19204)	A	EA	1	17	6
PAFZZ	5305-225-3843	SCREW, CAP, HEXAGON HEAD: MS907283-8 (96906)	A	EA	2	17	7
PAOZZ	5310-809-8546	WASHER, FLAT: MS27183-8 (96906)	E	EA	1	17	8

Section IV. REPAIR PARTS LIST-Continued

(1) SMR Code	(2) Federal Stock Number	(3) Description Reference Number & Mfr. Code Usable on Code		(4) Unit of meas	(5) Qty inc in unit	(6) 30 day DS maint allowance			(7) 30-day GS maint allowance			(8) 1-yr alw per 100 equip cntgcy	(9) Depot maint alw per 100 equip	(10) Illustration	
						(a)	(b)	(c)	(a)	(b)	(c)			(a) Figure no.	(b) Item no.
						1-20	21-50	51-100	1-20	21-50	51-100				
PAFZZ	5305-978-9355	SCREW, CAP, SOCKET HEAD: FL-FIL-HD, HEX-SOC AL Y-STL, CD-PLD, NO. 18-24UNC-3A. 5/8 LG MS16997-45 (96906)	D	EA	12	17	9
PAFZZ	5310-688-2198	WASHER, LOCK: 0.205 ID. 3/64 THK, SIZE 101 8346053 (19204)	D	EA	2	17	10
PAFZZ	1005-402-2196	CLIP, SUPPORT TUBE: 11665105 (19204)	A	EA	1	17	11
PAFZZ	1005-401-9568	BRACKET, SUPPORT TUBE: 11665106 (19204)	A	EA	1	17	12
PAFZZ	5305-071-2505	SCREW, CAP, HEXAGON HEAD: MS90728-7 (96906)	A	EA	2	17	13
PAFZZ	5310-483-8792	NUT, SELF-LOCKING: MS17829-4C (96906)	A	EA	2	17	14
PAOZZ	5310-809-4058	WASHER, FLAT: STL, CD-PLD. 1/4 ID. 5/8 OD. 0.104 MS27183-10 (96906)	A	EA	3	17	15
PAFZZ	1005-401-9571	BRACKET, POWER PACK: 11665108 (19204)	A	EA	1	17	16
PAFZZ	1005-401-9570	BRACKET, POWER PACK: 11665107 (19204)	A	EA	1	17	17
XAFZZ	PUMP AND MOTOR ASSEMBLY: 11644057 (19204)	A	EA	1	17	18
PAFZZ	5305-978-9357	SCREW, CAP, SOCKET HEAD: MS16997-47 (96906)	A	EA	8	17	19
PAFZZ	5305-984-3021	SCREW, CAP, SOCKET HEAD: FL-FIL-HD. HEX-SOC. AL Y-STL, CD-PLD, 5/16-18HUNC-3A, 3 LG MS16997-88 (96906)	D	EA	2	17	20
PAFZZ	5310-688-2196	WASHER, LOCK: 5/16 7407417 (19204)	A	EA	2	17	21
PAFHH	1005-131-6272	PUMP, HYDRAULIC: 11640427 (19207)	A	EA	1	17	22
PAFZZ	5330-702-5643	PACKING, IRREFORMED: SYN-RBR. 1.481 ID. 1.681 OD 0.100 O/1 H MS28775-128 (96906)	D	EA	1	17	22
PAFZZ	5330-579-3167	PACKING, PREFORMED: MS28775-426 (96906)	A	EA	1	17	24
PAFZZ	5305-978-9370	SCREW, CAP, SOCKET HEAD: MS16997-32 (96906)	A	EA	2	17	25
PAFZZ	5310-045-3299	WASHER, LOCK: MS35338-42 (96906)	D	EA	12	17	26

Section IV. REPAIR PARTS LIST-Continued

(1) SMR Code	(2) Federal Stock Number	(3) Description Reference Number & Mfr. Code Usable on Code		(4) Unit of meas	(5) Qty inc in unit	(6) 30 day DS maint allowance			(7) 30-day GS maint allowance			(8) 1-yr alw per 100 equip cntgcy	(9) Depot maint alw per 100 equip	(10) Illustration	
						(a)	(b)	(c)	(a)	(b)	(c)			(a) Figure no.	(b) Item no.
						1-20	21-50	51-100	1-20	21-50	51-100				
PAOZZ	5310-809-8546	WASHER FLAT: MS27183-8 (96906)	E	EA	2	17	27
PAFZZ	1005-131-6255	PLATE, BAFFLE: 11644582 (19204)	A	EA	1	17	28
PAFZZ	6105-400-6798	MOTOR ASSEMBLY, DIRECT CURRENT: 11640431 (19204)	A	EA	1	17	29
PAFZZ	1003-131-1907	ADAPTER, PUMP: 11644323 (19204)	A	EA	1	17	30
PAFZZ	1005-868-6899	PUMP ASSEMBLY, HYDRAULIC: 11621596 (19204)	D	EA	1	17	31
PAFZZ	5310-167-0820	WASHER, FLAT: AN960-516 (88044)	A	EA	2	17	32
PAFZZ	1005-131-6238	NIPPLE, OUTLET: 11644054 (19204)	A	EA	1	17	33
PAFZZ	5330-804-5695	PACKING PREFORMED: SYN-RBR, 0.468 ID, 0.624 OD, 0.078 O/A H MS28778-6 (96906)	D	EA	2	17	34
PAFZZ	5330-584-1840	PACKING, PREFORMED: SYN-RBR, 0.489 ID, 0.629 OD, 0.070 H MS28775-014 (96906)	D	EA	2	17	35
PAFZZ	5330-580-5055	RETAINER, PACKING: MS28774-014 (96906)	D	EA	2	17	36
PAFZZ	4820-406-1553	VALVE CHECK: 11662885 (19204)	A	EA	2	17	37
PAFZZ	5310-400-8444	WASHER, SPRING TENSION: 10948004-1 (19204)	A	EA	1	17	38
PAFZZ	5330-684-3420	PACKING, PREFORMED: SYN-RBR, 0.426 ID, 0.566 OD, 0.070 H MS28775-013 (96906)	D	EA	2	17	39
PAFZZ	7690-458-0096	MARKER, IDENTIFICATION: 11644508 (19204)	A	EA	1	17	40
PAFZZ	5305-978-9355	GROUP 3000 POWER CONTROL ASSEMBLY--Continued SCREW, CAP, SOCKET HEAD: FL-FIL-HD. HEX-SOC, AL Y-STL, CD-PLD, NO. 18-24UNC-3A, 5/8 LG MS16997-45 (96906)	D	EA	8	18	1
PAFZZ	5310-688-2198	WASHER, LOCK: 0.205 ID, 3/64 THK, (SIZE 10) 8346053 (19204)	D	EA	4	18	2
PAFZZ	1005-131-1925	RETAINER, PLUG: 11644115 (19204)	A	EA	1	18	3

Section IV. REPAIR PARTS LIST-Continued

(1) SMR Code	(2) Federal Stock Number	(3) Description Reference Number & Mfr. Code Usable on Code		(4) Unit of meas	(5) Qty inc in unit	(6) 30 day DS maint allowance			(7) 30-day GS maint allowance			(8) 1-yr alw per 100 equip cntgcy	(9) Depot maint alw per 100 equip	(10) Illustration	
						(a) 1-20	(b) 21-50	(c) 51-100	(a) 1-20	(b) 21-50	(c) 51-100			(a) Figure no.	(b) Item no.
PAFZZ	1005-131-1902	SHIM: 11644108 (19204)	A	EA	V	18	5	
PAFZZ	1005-131-1893	SPRING, HELICAL, COMPRESSION: 11644107 (19207)	A	EA	1	18	6	
PAFZZ	1005-191-9076	SPACER, SLEEVE: 11644114 (19204)	A	EA	11	18	7	
PAFZZ	1005-130-5537	SEAT, HELICAL COMPRESSION SPRING: 11644112 (19204)	A	EA	1	18	8	
PAFZZ	1005-130-5516	SPOOL AND SLEEVE ASSEMBLY: 11644122 (19204)	A	EA	1	18	9	
PAFZZ	5330-752-7534	PACKING, PREFORMED: SYN-RBR, 0.924 ID, 1.130 OD, 0.103 H MS28775-199 (96906)	D	EA	3	18	10	
PAOZZ	5365-289-3072	PLUG, MACHINE THREAD: MS9015-06 (96906)	A	EA	2	18	11	
PAFZZ	5330-804-5695	PACKING, PREFORMED: SYN-RBR, 0.468 ID, 0.625 O/A H MS28778-6 (96906)	D	EA	1	18	12	
PAFZZ	5315-839-2325	PIN, COTTER: STL, CD-PLD W/CHROMATE, 1/16 DIA, 1/2 LG MS24665-132 (96906)	D	EA	2	18	13	
PAFZZ	5310-809-4058	WASHER, FLAT: STL, CD-PLD, 1/4 ID, 5/8 OD, 0.104 THK, MS27183-10 (96906)	D	EA	5	18	14	
PAOZZ	5315-840-9653	PIN, STRAIGHT, HEADED: PAN N. 2 HD, SHANK DLD F/C PIN, AL Y-STL, CD-PLD, 1/4 SHANK DIA, 0.375 HD DIA, 2.094 GRIP LG, 2.297 LG, 0.076 HOLE DIA MS20392-3C67 (96906)	D	EA	1	18	15	
PAOZZ	5315-812-1236	PIN, STRAIGHT, HEADED: PAN N. 2 HD, SHANK DLD F/C PIN, AL Y-STL, CD-PLD, 0.250 SHANK DIA, 0.375 HD DIA, 1.094 GRIP LG, 1.297 LG, 0.076 HOLE DIA MS20392-3C35 (96906)	D	EA	1	18	16	
AFFZZ	HANDLE ASSEMBLY: 116444416 (19204)	A	EA	1	18	17	
PAOZZ	5340-144-6564	GRIP, HANDLE: 116444415 (19204)	A	EA	1	18	18	

Section IV. REPAIR PARTS LIST-Continued

(1) SMR Code	(2) Federal Stock Number	(3) Description Reference Number & Mfr. Code Usable on Code		(4) Unit of meas	(5) Qty inc in unit	(6) 30 day DS maint allowance			(7) 30-day GS maint allowance			(8) 1-yr alw per 100 equip cntgcy	(9) Depot maint alw per 100 equip	(10) Illustration	
						(a) 1-20	(b) 21-50	(c) 51-100	(a) 1-20	(b) 21-50	(c) 51-100			(a) Figure no.	(b) Item no.
PAOZZ	5305-983-8084	SCREW, CAP, SOCKET HEAD: MS16997-60 (96906)	A	EA	6	18	20	
PAFZZ	5310-596-4907	WASHER, LOCK: 24582 (78570)	A	EA	3	18	21	
PAFZZ	5330-808-2337	RETAINER, PACKING: MS28774-129 (96906)	A	EA	1	18	22	
PAFZZ	5330-580-4394	PACKING, PREFORMED SYN-RBR, 1.562 ID, 1.750 0.093 O/A H MS775-129 (96906)	A	EA	1	18	23	
PAFZZ	5330-171-6746	RETAINER, PACKING: TEFLON, 0.938 ID, 1.178 OD, OD, 0.075 O/A H MS28782-18 (96906)	A	EA	1	18	24	
PAFZZ	5330-584-1038	PACKING, PREFORMED: SYN-RBR, 0.921 ID, 1.219 OD, 0.139 THK MS28775-213 (96906)	A	EA	1	18	25	
PAFZZ	1005-131-6228	MOUNT, PIVOT, HAND PUMP: 11644118 (19204)	A	EA	1	18	26	
PAFZZ	5330-641-0231	PACKING PREFORMED: SYN-RBR, 1.109 ID, 1.387 OD, 0.139 THK MS28775-216 (96906)	D	EA	1	18	27	
PAFZZ	1005-131-6263	PISTON, PUMP: 11644119 (19204)	A	EA	1	18	28	
PAFZZ	5365-804-7683	RING, RETAINING: MS16625-62 (96906)	A	EA	1	18	29	
PAFZZ	5330-580-5055	RETAINER, PACKING: MS28774-014 (96906)	A	EA	3	18	30	
PAFZZ	5330-584-1840	PACKING, PREFORMED: SYN-RBR, 0.489 ID, 0.629 OD, 0.070 H MS28775-014 (96906)	D	EA	4	18	31	
PAFZZ	4820-406-1553	VALVE CHECK: 11662885 (19204)	A	EA	1	18	32	
PAFZZ	1005-136-2297	BREATHING, PLUG: 11662655 (19204)	A	EA	1	18	33	
PAFZZ	1005-401-9569	ADAPTER AND TUBE ASSEMBLY: 11665256 (19204)	A	EA	1	18	34	
PAFZZ	6680-885-8721	INDICATOR, SIGHT, LIQUID: 11640467 (19204)	A	EA	1	18	35	

Section IV. REPAIR PARTS LIST-Continued

(1) SMR Code	(2) Federal Stock Number	(3) Description Reference Number & Mfr. Code Usable on Code		(4) Unit of meas	(5) Qty inc in unit	(6) 30 day DS maint allowance			(7) 30-day GS maint allowance			(8) 1-yr alw per 100 equip cntgcy	(9) Depot maint alw per 100 equip	(10) Illustration	
						(a)	(b)	(c)	(a)	(b)	(c)			(a) Figure no.	(b) Item no.
						1-20	21-50	51-100	1-20	21-50	51-100				
PAFZZ	5330-808-0794	PACKING, PREFORMED: MS28778-8 (96906)	A	EA	2	18	36
PAOZZ	1005-130-5515	CAP, RETAINING, FILTER: 11644117 (19204)	A	EA	1	18	37
PAOZZ	5330-820-0846	RETAINER, PACKING: MS28774-127 (96906)	D	EA	1	18	38
PAOZZ	5330-813-2806	PACKING, PREFORMED: SYN-RBR, 1.424 ID, 1.630 0.103 O/A H	D	EA	1	18	39
PAOZZ	4330-542-2060	MS28775-127 (96906) FILTER ELEMENT: AN6235-2A (88044)	D	EA	1	18	40
PAOZZ	1005-131-1908	ADAPTER, FILTER: 1644109 (19204)	A	EA	1	18	41
PAFZZ	5330-542-1329	PACKING, PREFORMED: SYN-RBR, 0.987 ID, 1.193 0.103 O/A HG	D	EA	1	18	42
PAFZZ	5365-289-3019	MS28775-120 (96906) PLUG, MACHINE THREAD: MS9015-04 (96906)	A	EA	1	18	43
PAFZZ	5330-805-2966	PACKING, PREFORMED: -O- RING, SYN-RBR, 0.351 ID, 0.494 OD, 0.072 O/A H	EA	1	18	44
PAFZZ	5305-978-9348	MS28778-4 (96906) SCREW, CAP, SOCKET HEAD: FL-FIL-HD, HEX-SOC AL Y-STL, CD-PLD. NO. 6-32UNC-3A. 1/2 LG	D	EA	3	18	45
PAFZZ	5310-045-4007	MS16997-20 (96906) WASHER, LOCK: NO. 6 MSR35338-41 (96906)	D	EA	2	18	46
PAFZZ	1005-131-1906	TUBE, BENT STEEL: 11644120 (19204)	E	EA	1	18	47
PAFZZ	5930-177-2812	SWITCH, PRESSURE: 11644260 (19204)	A	EA	1	18	48
PBFHD	1005-132-0892	HOUSING, POWER PACK: 11644260 (19204)	A	EA	1	18	49
PAFZZ	5365-281-0101	PLUG, MACHINE THREAD: HEX-HD DLD F/1LKG- WIRE, AL-AL Y, ANOD, 3/4-16NF-3, 1.000 W ACROSS FLATS, 25/32 O /A H, W /BLEEDER HOLE 1/ 16 DIA	A	EA	1	18	50
PAFZZ	1005-867-5353	AN814-8D (88044) GLAND, FILL, HORIZONTAL MOUNT: 21688 (10237)	D	EA	1	18	51

Section IV. REPAIR PARTS LIST-Continued

(1) SMR Code	(2) Federal Stock Number	(3) Description Reference Number & Mfr. Code Usable on Code		(4) Unit of meas	(5) Qty inc in unit	(6) 30 day DS maint allowance			(7) 30-day GS maint allowance			(8) 1-yr alw per 100 equip cntgcy	(9) Depot maint alw per 100 equip	(10) Illustration	
						(a)	(b)	(c)	(a)	(b)	(c)			(a) Figure no.	(b) Item no.
						1-20	21-50	51-100	1-20	21-50	51-100				
		GROUP 3001													
		HYDRAULIC SYSTEM TUBES AND FITTINGS													
PAFZZ	4730-800-8152	NUT, TUBE COUPLING: MS51823-5 (96906)	A	EA	12	19	1
PAFZZ	4730-800-3129	SLEEVE, CLINCH, TUBE: MS51825-5P (96906)	A	EA	14	19	2
PAFZZ	4730-488-5276	REDUCER, TUBE: 11662530 (19204)	A	EA	1	19	3
PAFZZ	4730-448-5223	ELBOW, TUBE TO BOSS: MS51839- 6 (96906)	A	EA	1	19	4
PAOZZ	5306-050-1238	BOLT, MACHINE; HEX-HD, STL, CD-PLD W /CHROMATE, 5 /16-24UNF-2A. Y4 MAX LG M90727-32 (96906)	E	EA	4	19	5
PAFZZ	5305-978-9379	SCREW, CAP, SOCKET HEAD: HEX-SOC, STL, PHOS CTD, 1/4 -20UNC-3A, 5/8 LG MS16997-59 (96906)	A	EA	4	19	6
PAFZZ	1005-131-6229	BRACKET, ACCUMULATOR: 11644125 (19204)	A	EA	1	19	7
PAFZZ	4710-194-2762	TUBE, BENT STEEL: 116453015 (19204)	A	EA	1	19	8
PAFZZ	4730-801-8369	TEE, TUBE: MILF21467 (81349)	A	EA	1	19	9
PAFZZ	4730-054-9098	REDUCER, TUBE: 11640538 (19204)	A	EA	1	19	10
PAFZZ	4730-800-2560	SLEEVE: MS4730-6 (08288)	A	EA	2	19	11
PAFZZ	4730-800-8150	NUT, TUBE COUPLING: MS51823-3P (96906)	A	EA	2	19	12
PAFZZ	5330-804-5695	PACKING, PREFORMED: SYN-RBR, 0.468 ID, 0.625 0.078 O/A H MS28778-6 (96906)	D	EA	2	19	13
PAFZZ	1005-130-5569	TUBE, BENT STEEL: 1644340 (19204)	A	EA	1	19	14
PAFZZ	1005-131-6247	TUBE, BENT STEEL: 11644247 (19204)	A	EA	1	19	15
PAFZZ	1005-131-6242	TUBE, BENT STEEL: 11644248 (19204)	A	EA	1	19	16
PAFZZ	4730-484-3473	NUT, TUBE COUPLING: FLARELESS TYPE MS51823-2 (96906)	A	EA	12	19	17
PAFZZ	4730-246-2762	SLEEVE, CLINCH, TUBE: MS51825-2 (96906)	A	EA	12	19	18

Section IV. REPAIR PARTS LIST-Continued

(1) SMR Code	(2) Federal Stock Number	(3) Description Reference Number & Mfr. Code Usable on Code		(4) Unit of meas	(5) Qty inc in unit	(6) 30 day DS maint allowance			(7) 30-day GS maint allowance			(8) 1-yr alw per 100 equip cntgcy	(9) Depot maint alw per 100 equip	(10) Illustration	
						(a) 1-20	(b) 21-50	(c) 51-100	(a) 1-20	(b) 21-50	(c) 51-100			(a) Figure no.	(b) Item no.
PAFZZ	1005-131-6243	TUBE, BENT STEEL: 11644291 (19204)	A	EA	1	19	20	
PAFZZ	1005-131-6275	TUBE, BENT STEEL: 11644289 (19204)	A	EA	1	19	21	
PAFZZ	1005-131-6245	TUBE, BENT STEEL: 11644246 (19204)	A	EA	1	19	22	
PAFZZ	4710-194-2759	TUBE, BENT STEEL: 116453266 (19204)	A	EA	1	19	23	
PAFZZ	4730-220-3928	TEE TUBE: MS51811-32 (96906)	A	EA	2	19	24	
PAFZZ	1005-130-5570	TUBE, BENT STEEL: 11644311 (19204)	A	EA	1	19	25	
PAFZZ	4730-198-6394	ADAPTER, S STRAIGHT TUBE: MS51843-22 (96906)	A	EA	4	19	26	
PAFZZ	5330-805-2966	PACKING, PREFORMED:-O-RING, SYN-RBR. 0351 ID, 0.494 OD, 0.072 O/A H MS28778-4 (96906)	D	EA	11	19	27	
PAFZZ	5330-835-7485	PACKING PREFORMED: SYN-RBR. 0.301 ID. 1)429 0.064 O/A H MS28778-3 (96906)	D	EA	4	19	28	
PAFZZ	4710-194-2761	TUBE, BENT STEEL: 11643269 (19204)	A	EA	1	19	29	
PAFZZ	4410-457-8600	TUBE, BENT STEEL: 11644244 (19204)	A	EA	1	19	30	
PAFZZ	1005-135-6669	TUBE, BENT STEEL: 11644243 (19204)	A	EA	2	19	31	
PAFZZ	1005-130-5496	REDUCER ASSEMBLY: 11644284 (19204)	A	EA	6	19	32	
PAFZZ	4730-541-4901	REDUCER, TUBE: MS21946-6-4 (96906)	A	EA	2	19	33	
PAFZZ	4730-202-8836	REDUCER, TUBE: STL. CD-PLD 11/ 16-20UNF-3A ON END, 3/8-24UNF-3A 2ND END, 1-9/ 64 O/A LG, W/HEX WRENCHING FEATURES 11/16 W ACROSS FLATS MS21916-4-3 (96906)	D	EA	1	19	34	
PAFZZ	4730-483-8166	ADAPTER, STRAIGHT, TUBE: MS51843-23 (96906)	A	EA	2	19	35	

Section IV. REPAIR PARTS LIST-Continued

(1) SMR Code	(2) Federal Stock Number	(3) Description Reference Number & Mfr. Code Usable on Code		(4) Unit of meas	(5) Qty inc in unit	(6) 30 day DS maint allowance			(7) 30-day GS maint allowance			(8) 1-yr alw per 100 equip cntgcy	(9) Depot maint alw per 100 equip	(10) Illustration	
						(a) 1-20	(b) 21-50	(c) 51-100	(a) 1-20	(b) 21-50	(c) 51-100			(a) Figure no.	(b) Item no.
PAOZZ	5310-865-9513	WASHER, FLAT: STL, CD-PLD W/CHROMATE FIN., 9/32 ID, 1/2 OD, 0.089 THK, 1/4 SCREW SIZE 10910174-1 (19204)	E	EA	13	19	37
		GROUP 3002 HYDRAULIC ACCUMULATOR ASSEMBLY													
AFFZZ	ACCUMULATOR, HYDRAULIC: 11640435 (19204)	A	EA	1	20	1
PAOZZ	5305-889-3002	SCREW, MACHINE: MS35206-242 (96906)	A	EA	2	20	2
PAFZZ	1005-129-5735	COVER PLATE: A1009-1209 (26337)	A	EA	1	20	3
PAFZZ	4820-535-6483	VALVE, CHECK: MS28889-1 (96906)	A	EA	1	20	4
PAFZZ	1005-131-6235	HEAD, ACCUMULATOR CYLINDER: A67538-208 (26337)	A	EA	1	20	5
PAFZZ	5330-245-9263	PACKING, PREFORMED: A67538-230 (26337)	A	EA	1	20	6
PAFZZ	5330-582-1532	RETAINER, PACKING: MS28774-240 (96906)	A	EA	1	20	7
PAFZZ	1005-131-6234	PISTON, ACCUMULATOR: A64511-202 (26337)	A	EA	1	20	8
PAFZZ	5330-245-9230	PACKING, PREFORMED: A67538-228 (26337)	A	EA	2	20	9
PAFZZ	5330-582-1532	RETAINER, PACKING: MS28774-240 (96906)	A	EA	2	20	10
PAFZZ	1005-131-6234	PISTON, ACCUMULATION: A64511-202 (26337)	A	EA	1	20	11
PAFZZ	5330-245-9230	PACKING, PREFORMED A67538-228 (26337)	A	EA	2	20	12
PAFZZ	5330-582-2614	RETAINER, PACKING: MS28774-342 (96906)	A	EA	1	20	13
PAFZZ	1005-129-5820	CYLINDER ASSEMBLY A67538-203 (26337)	A	EA	1	20	14
PAFZZ	7690-402-5222	DECAL: 11644509(19204)	A	EA	1	20	15
		GROUP 3004 TRAVERSE MECHANISM ASSEMBLY WITH KEMP MOTOR AND TUBING													
XAFZZ	TRAVERSE MECHANISM ASSEMBLY: 11644594 (19204)	A	EA	1	21	1

Section IV. REPAIR PARTS LIST-Continued

(1) SMR Code	(2) Federal Stock Number	(3) Description Reference Number & Mfr. Code Usable on Code		(4) Unit of meas	(5) Qty inc in unit	(6) 30 day DS maint allowance			(7) 30-day GS maint allowance			(8) 1-yr alw per 100 equip cntgcy	(9) Depot maint alw per 100 equip	(10) Illustration	
						(a) 1-20	(b) 21-50	(c) 51-100	(a) 1-20	(b) 21-50	(c) 51-100			(a) Figure no.	(b) Item no.
PAFZZ	5305-983-6634	SCREW, CAP, SOCKET HEAD: FL-LIL-HD, HEX-SOC. AL Y-STL, CD-PLD, 7/16UNC-3A, 1/14 LG MS16997-122(96906)	A	EA	3	21	3	
PAFZZ	5310-333-7356	WASHER, LOCK: 8369924 (19204)	A	EA	3	21	4	
PAFZZ	5305-983-7459	SCREW, CAP, SOCKET HEAD: FL-FIL-HD, STL, 1/2 15UNC-3A, 0.875 LG MS16997-140 (96906)	A	EA	3	21	5	
PAFZZ	5340-420-5904	INSERT, SCREW THREAD: 11652528 (19204)	A	EA	3	21	6	
PAFZZ	5315-836-1422	PIN, STRAIGHT, HEADLESS: MS16555-55 (96906)	A	EA	2	21	7	
PAFZZ	5315-905-3807	PIN, STRAIGHT, HEADLESS:DOWEL, ONE END CHAM, ONE END ROD, CRES, 3/8 DIA, 2 LG MS16555-663 (96906)	D	EA	1	21	8	
PAFZZ	1005-131-6269	ADAPTER PLATE, MOUNTING: 11644011 (19204)	A	EA	1	21	9	
PAFZZ	5306-044-0502	BOLT, MACHINE 440502 (19204)	D	EA	4	21	10	
PAOZZ	5310-809-8546	WASHER, FLAT: MS27183-8 (96906)	E	EA	11	21	11	
PAFZZ	5310-045-3296	WASHER, LOCK: MS35338-43 (96906)	D	EA	4	21	12	
PAFZZ	7690-443-1201	DECAL: 11644510 (19204)	A	EA	1	21	13	
PAFZZ	4730-800-8152	NUT, TUBE COUPLING: MS51823-5 (96906)	A	EA	3	21	14	
PAFZZ	4730-800-3129	SLEEVE, CLINCH, TUBE: MS51825-5P (96906)	A	EA	3	21	15	
PAFZZ	1005-131-6244	TUBE, BENT STEEL: 11644290 (19204)	A	EA	1	21	16	
PAFZZ	4730-801-8369	TEE, TUBE: M1LF21467 (81349)	A	EA	2	21	17	
PAFZZ	5330-804-5695	PACKING, PREFORMED:SYN-RBR, 0.468 ID, 0.635 OD, 0.078 O/A H MS28778-6 (96906)	EA	2	2	21	18	

Section IV. REPAIR PARTS LIST-Continued

(1) SMR Code	(2) Federal Stock Number	(3) Description Reference Number & Mfr. Code Usable on Code		(4) Unit of meas	(5) Qty inc in unit	(6) 30 day DS maint allowance			(7) 30-day GS maint allowance			(8) 1-yr alw per 100 equip cntgcy	(9) Depot maint alw per 100 equip	(10) Illustration	
						(a) 1-20	(b) 21-50	(c) 51-100	(a) 1-20	(b) 21-50	(c) 51-100			(a) Figure no.	(b) Item no.
PAFDL	1005-195-0897	11662739(192041)	A	EA	1	22	1	
PAFZZ	4710-196-2750	11664793(19204)	A	EA	1	22	2	
PAFZZ	4710-40340969	11664793(19204)	A	EA	1	22	3	
PAFZZ	4710-403-0968	1664794-2 (119204)	A	EA	1	22	4	
GROUP 3004 BRAKE ASSEMBLY, TRAVERSE MECHANISM															
XAFZZ	11644098(192041)	D	EA	1	23	1	
PAFZZ	1005-130-5495	11644098 (19204)	A	EA	1	23	2	
AFFZZ	11644096 (19204)	A	EA	1	23	3	
PAFZZ	5315-458-9756	MS16562-227 (96906)	A	EA	1	23	4	
PAF7Z	5340685-0277	BUTTON, PILUG: 15/16 HD OD, 3/32 HD H, 12 PRONGS, 27 / 32 PRONG OD, 25 / 64 O / A H SS51334161864)	D	EA	1	23	5	
PAFZZ	5305-978-9354	SCREW, CAP SOCKET HEAD: STL, CD-PLD S/CHROMATE FIN., NO. ID-24UNF-3A, 1/2 LG MS16997-44(969606)	D	EA	1	23	6	
PAFZZ	5310-045-3296	WASHER, LOCK MS35338-43(96906)	D	EA	1	23	7	
PAFZZ	5310-458-2119	WASHER, LOCK 11644076(19207)	A	EA	1	23	8	
PAFZZ	5305-978-9347	SCREW, CAP, SOCKET HEAD: FL-FIL-HD. HEX-SOC, LA. AL, Y-STL, CD-PLD, NO. 6-32UNC-3A, 3/8 LG MS16997-19 (96906)	D	EA	5	23	9	
PAFZZ	5310-045-4007	WASHER, LOCK: NO. 6 MS16997-19(96906)	E	EA	5	23	10	
PAFZZ	5305-728-5500	SETSCREW: IIDLS, HEX-SOC. CONE-PT, STL. CD-PLD NO. 8-32UNC-3A, 5/16 LG MS51973-30(96906)	D	EA	2	23	11	

Section IV. REPAIR PARTS LIST-Continued

(1) SMR Code	(2) Federal Stock Number	(3) Description Reference Number & Mfr. Code Usable on Code		(4) Unit of meas	(5) Qty inc in unit	(6) 30 day DS maint allowance			(7) 30-day GS maint allowance			(8) 1-yr alw per 100 equip cntgcy	(9) Depot maint alw per 100 equip	(10) Illustration	
						(a)	(b)	(c)	(a)	(b)	(c)			(a) Figure no.	(b) Item no.
						1-20	21-50	51-100	1-20	21-50	51-100				
PAFZZ	1005-130-5513	HANDLE, BRAKE: 11644085 (19204)	A	EA	1	23	12	
PAFZZ	5305-978-9342	SCREW, CAP, SOCKET HEAD: FL-FIL-HD, SOC-RECESS DRIVE, STL, CD-PLD W/ CHROMATE FIN., NO. 4-40NC- 3A, 1/4 LG		EA	4	23	13	
PAFZZ	5310-543-2410	MS16997-9 (96906) WASHER, LOCK: MS35338-40 (96906)	D	EA	4	23	14	
PAFZZ	1005-868-8014	RECEPTACLE, CLUTCH: 10947083 (19204)	A	EA	1	23	15	
PAFZZ	1005-131-6262	BRACKET, RECEPTACLE 11644229 (19204)	A	EA	1	23	16	
PAFZZ	5305-769-5639	SCREW, SHOULDER MS51975-3 (96906)	A	EA	3	23	17	
PAFZZ	1005-131-6260	RING, BRAKE: 11644228 (19204)	A	EA	1	23	18	
PAFZZ	1005-867-5345	LINING, BRAKE: 11644080 (19204)	A	EA	1	23	19	
PAFZZ	1005-868-6875	PLATE, BRAKE: 11644086 (19204)	A	EA	1	23	20	
PAFZZ	5365-069-5440	RING, RETAINING: INT, STL, CD-PLD. 0.875 OD, 0.703 THK MS16629-1087 (96906)	D	EA	1	23	21	
PAFZZ	5365-235-5748	SHIM: 11652973 (19204)	A	EA	V	23	22	
PAFZZ	3110-155-8416	BEARING, BALL, ANNULAR: 700027 (21450)	D	EA	1	23	23	
PAFZZ	1005-131-1899	SHIM: 11644083 (19204)	A	EA	V	23	24	
PAFZZ	1005-130-5524	COIL: 11644094 (19204)	A	EA	1	23	25	
PAFZZ	1005-131-6204	SPRING, HELICAL, COMPRESSION: 11644084 (19207)	A	EA	4	23	20	
PAFZZ	1005-131-1927	HOUSING ASSEMBLY: 11644097 (19204)	A	EA	1	23	27	

Section IV. REPAIR PARTS LIST-Continued

(1) SMR Code	(2) Federal Stock Number	(3) Description Reference Number & Mfr. Code Usable on Code		(4) Unit of meas	(5) Qty inc in unit	(6) 30 day DS maint allowance			(7) 30-day GS maint allowance			(8) 1-yr alw per 100 equip cntgcy	(9) Depot maint alw per 100 equip	(10) Illustration	
						(a) 1-20	(b) 21-50	(c) 51-100	(a) 1-20	(b) 21-50	(c) 51-100			(a) Figure no.	(b) Item no.
XAFZZ	VALVE ASSEMBLY. SAFETY RELIEF: 11644350 (192104)	A	EA	2	24	1	
PAFZZ	4730-228-6988	ELBOW, TUBE TO BOSS: MS51839-22 (96906)	A	EA	1	24	2	
PAFZZ	1330-835-7485	PACKING, PREFORMED: SYN-RBR. 0.301 ID 0.429 OD 0.064 O/ A H		EA	2	24	3	
PADZZ	9905-420-7809	MS28778-3 (96906) PLATE, IDENTIFICATION: 11644354 (19204)	D	EA	1	24	4	
PAFZZ	5365-289-3019	PLUG, MACHINE THREAD: MS9016-04 (96906)	A	EA	2	24	5	
PAFZZ	5330-805-2966	PACKING. PREFORMED: -O- RING, SYN-RBH. 0.351 ID, 0.494 OD, 0.072 O/ A H		EA	2	24	6	
PAFZZ	5305-978-9354	MS28778-4 (96906) SCREW, CAP, SOCKET HEAD: STL. CD-PLD W/ CHROMATE FIN., NO 10-24UNF-3A, 1/2 LG	D	EA	8	24	7	
PAFZZ	5310-688-2198	MS16997-44 (96906) WASHER LOCK: SIZE 10 LOCKWASHER (76665)	D	EA	8	24	8	
PAFZZ	1005-442-2289	COVER: 11619142 (19204)	A	EA	2	24	9	
PAFZZ	5310-688-2198	PACKING PREFORMED: SYN-RBR, 0926 ID, 1.066 OD 0.070 H	D	EA	2	24	10	
PAFZZ	1005-867-5378	MS28775-021 GUIDE, VALVE SPRING: 11619147 (19204)	D	EA	2	24	11	
PAFZZ	5360-868-8017	SPRING, HELICAL, COMPRESSION: 11617139 (19204)	D	EA	2	24	12	
PAFZZ	1005-867-5377	GUIDE, VALVE SPRING: 11619141 (19204)	D	EA	2	24	13	
PAFZZ	1005-867-5379	SPOOL AND SLEEVE ASSEMBLY: 11619137 (19204)	D	EA	1	24	14	
PAFZZ	5330-597-7916	PACKING, PREFORMED: -O- RING. LOW-FLEX. 3/32 THK, 11-16 ID	D	EA	3	24	15	
PAFZZ	1005-940-9995	MS28775-115 (96906) ADAPTER VALVE ASSEMBLY: 10947572 (19204)	D	EA	1	24	16	

Section IV. REPAIR PARTS LIST-Continued

(1) SMR Code	(2) Federal Stock Number	(3) Description Reference Number & Mfr. Code Usable on Code		(4) Unit of meas	(5) Qty inc in unit	(6) 30 day DS maint allowance			(7) 30-day GS maint allowance			(8) 1-yr alw per 100 equip cntgcy	(9) Depot maint alw per 100 equip	(10) Illustration	
						(a)	(b)	(c)	(a)	(b)	(c)			(a) Figure no.	(b) Item no.
						1-20	21-50	51-100	1-20	21-50	51-100				
PAFZZ	1005-867-5376	GUIDE, VALVE SPRING: 11619148 (19204)	D	EA	1	24	17
PAFZZ	1005-868-6919	SPRING, HELICAL, COMPRESSION: 111619138 (19204)	D	EA	1	24	18
PAFZZ	3110-838-5033	BALL, BEARING: MS134354 (96906)	D	EA	1	24	19
PAFZZ	1005-130-5572	HOUSING, VALVE ASSEMBLY: 11644351(19204)	A	EA	1	24	20
GROUP 3004 TRAVERSE MECHANISM GEAR GROUP															
PAFZZ	5365-263-3831	RING, RETAINING: MS16633-25 (96906)	A	EA	3	25	1
PAFZZ	3020-136-1203	GEAR, SPUR: 11643984 (19204)	A	EA	1	25	2
PAFZZ	5365-721-6876	RING RETAINING MS16624-1125	A	EA	1	25	3
PAFZZ	3020-136-1204	GEAR, SPUR: 11643982 (19204)	A	EA	1	25	4
PAFZZ	5315-420-9665	PIN, GROOVED, HEADED: 11644378 (19204)	A	EA	3	25	5
PAFZZ	5365-235-5792	SPACER, RING: 11652965 (19204)	A	EA	1	25	6
PAFZZ	5310-688-2195	WASHER, LOCK 3/8 IN. LOCKWASHER MS51848-12 (96906)	A	EA	4	25	7
PAFZZ	5305-978-9393	SCREW, CAP, SOCKET HEAD: FL-FIL-HD, STL, 3/8-16 UNC-3A, 7/8 LG MS16997-98 (96906)	D	EA	4	25	8
PAFZZ	1005-131-6266	PLATE, MOUNTING: 11644092 (19204)	A	EA	1	25	9
PAFZZ	5315-905-3807	PIN, STRAIGHT HEADLESS: DOWEL, ONE END CHAM, ONE END ROD, CRESS,)3/8 IDA, 2 LG MS16555-663 (96906)	D	EA	1	25	10
PAFZZ	5305-984-4988	SCREW, MACHINE : PAN-HD, CROSS-RECESS,STL, CD PLD, NO. 6-32 UNC2-A,3/8 LG MS35206-228 (96906)	E	EA	4	25	11
PAFZZ	5310-045-4007	WASHER LOCK: NO. 6 MS35338-41 (96906)	E	EA	4	25	12

Section IV. REPAIR PARTS LIST-Continued

(1) SMR Code	(2) Federal Stock Number	(3) Description Reference Number & Mfr. Code Usable on Code		(4) Unit of meas	(5) Qty inc in unit	(6) 30 day DS maint allowance			(7) 30-day GS maint allowance			(8) 1-yr alw per 100 equip cntgcy	(9) Depot maint alw per 100 equip	(10) Illustration	
						(a)	(b)	(c)	(a)	(b)	(c)			(a) Figure no.	(b) Item no.
						1-20	21-50	51-100	1-20	21-50	51-100				
PAFZZ	1005-130-5466	PLATE, CAP, HOUSING: 11644081 (19204)	A	EA	1	25	13
PAFZZ	5305-809-4768	SCREW, CAP, SOCKET HEAD: AL Y-STL. CD-PLD W / CHROMATE, FL-CK-HD, NO. 6-32UNC-3A, 0.375 LG MS24667-8 (96906)	D	EA	8	25	14
PAFZZ	1005-130-5521	RING, RETAINING BEARING: 11643980 (19204)	A	EA	1	25	15
PAFZZ	5305-978-9371	SCREW, CAP, SOCKET HEAD: NO. 8-32UNC-3A, 0.625 LG MS16997-33 (96906)	D	EA	2	25	16
PAFZZ	5310-045-3299	WASHER. LOCK: MS35338-42 (9606)	D	EA	6	25	17
PAFZZ	1005-130-5511	COVER, PROTECTIVE: 11643988 (19204)	A	EA	2	25	18
PAFZZ	5305-958-5473	SCREW, MACHINE MS35190-251 (96906)	A	EA	2	25	19
PAFZZ	1005-131-1895	SPACER, PLATE: 11644376 (19204)	A	EA	1	25	20
PAFZZ	5310-939-0783	NUT, SELF-LOCKING, HEXAGON: MS21083-N12 (96906)	A	EA	1	25	21
PAFZZ	5310-420-2051	WASHER, FLAT 11644377 (19204)	A	EA	1	25	22
PAFZZ	5310-435-0454	WASHER. SPRING TENSION 11644458-2 (19204)	D	EA	10	25	23
PAFZZ	5310-420-5083	WASHER. SHOULDERED: 116444379 (19204)	A	EA	1	25	24
PAFZZ	3110-130-5514	BEARING, BALL, ANNULAR: 11640528 (19204)	A	EA	1	25	25
PAFZZ	5305-978-9369	SCREW, CAP, SOCKET, HEAD: FL-FIL-HI), HEX-SOC AL, Y-STL. CD-PLD. NO. 8-32UNC-3A. 3/8 LG MS16997-31 (96906)	D	EA	4	25	26
PAFZZ	1005-130-5512	COVER, BEARING: MS16997-31 (96906)	A	EA	1	25	27
PAFZZ	1005-130-5522	RING, PILOT: 1164407 (19204)	A	EA	1	25	28
PAHZZ	1005-132-0879	HOUSING ASSEMBLY: 11643989 (19204)	A	EA	1	25	29

Section IV. REPAIR PARTS LIST-Continued

(1) SMR Code	(2) Federal Stock Number	(3) Description Reference Number & Mfr. Code Usable on Code		(4) Unit of meas	(5) Qty inc in unit	(6) 30 day DS maint allowance			(7) 30-day GS maint allowance			(8) 1-yr alw per 100 equip cntgcy	(9) Depot maint alw per 100 equip	(10) Illustration	
						(a) 1-20	(b) 21-50	(c) 51-100	(a) 1-20	(b) 21-50	(c) 51-100			(a) Figure no.	(b) Item no.
PAFZZ	5310-688-2198	WASHER, LOCK: SIZE 10 LOCKWASHER (76665)	A	EA	12	25	31
PAFZZ	5315-682-1733	PIN, STRAIGHT, HEADLESS: MS16555-646 (96906)	A	EA	2	25	32
PAFZZ	5315-839-2325	PIN, COTTER: STL, CD-PLD W/ CHROMATE. 1/ 16 DIA, 1/2 LG MS24665-132 (96906)	D	EA	2	25	33
PAFZZ	5315-443-5890	PIN, STRAIGHT, HEADLESS: 11643975 (19204)	A	EA	1	25	34
PAFZZ	1005-130-5493	BLOCK, SPACER: 11643976 (19204)	A	EA	2	25	35
PAFZZ	5365-804-2784	RING, RETAINING: MS16643987 (19204)	A	EA	1	25	36
PAFZZ	1005-130-5560	GEAR SHAFT, SPUR: 11643987 (19204)	A	EA	1	25	37
PAFZZ	1005-131-6270	GEARSHAFT, HELICAL: 11643983 (19204)	A	EA	1	25	38
PAFZZ	3110-221-0312	BEARING, ROLLER, NEEDLE: MS17131-45 (96906)	A	EA	1	25	39
PAFZZ	1005-135-4537	SHIM: 11644082 (19204)	A	EA	V	25	40
PAFZZ	3110-554-0020	BEARING, BALL, ANNULAR: GND, SR, RAD. NON-LOADING GROOVE, SELF-CONTAINED, BOTH RINGS FLUSH. RETAINER TYPE. ABEC 1 TOE, STD-FIT, 1/ 2 BORE DIA, 1-1/8 OD. 1/4 O/A W, U/W GEAR 11644087	D	EA	2	25	41
PAFZZ	3020-131-6221	S5KE4816 (21335) GEAR, SPUR: 11644087 (19204)	A	EA	1	25	42
PAFZZ	5315-687-5218	KEY. WOODRUFF: RND BOTTOM, STL, 0.3750 CIRCLE DIA, 0.1250 THK, 0.1720 H MS35756-3 (96906)	D	EA	1	25	43
PAFZZ	1005-131-6225	GEARSHAFT, SPUR: 11644089 (19204)	A	EA	1	25	44
PAFZZ	1005-131-1901	SHIM: 11644079 (19204)	A	EA	V	25	45

Section IV. REPAIR PARTS LIST-Continued

(1) SMR Code	(2) Federal Stock Number	(3) Description Reference Number & Mfr. Code Usable on Code		(4) Unit of meas	(5) Qty inc in unit	(6) 30 day DS maint allowance			(7) 30-day GS maint allowance			(8) 1-yr alw per 100 equip cntgcy	(9) Depot maint alw per 100 equip	(10) Illustration	
						(a)	(b)	(c)	(a)	(b)	(c)			(a) Figure no.	(b) Item no.
						1-20	21-50	51-100	1-20	21-50	51-100				
PAFZZ	3110-155-8874	BEARING. BALL. ANNULAR: SR, ROD, NON-LOADING GROOVE, SELF-CONTAINED, BOTH RINGS FLUSH, 3/4 BORE DIA, 2-1/2 OD, 0.5625 W 700958 (21450)		D	EA	2	25	46
PAFZZ	1005-131-6233	GEARSHAFT. SPUR: 11644090 (19204)		A	EA	1	25	47
PAFZZ	5305-253-5607	SCREW, DRIVE: MS21318-(96906)		A	EA	4	25	48
PADZZ	9905-130-5505	PLATE, IDENTIFICATION: 11644355(19204)		A	EA	1	25	49
GROUP 3005															
CONTROL HANDLE ASSEMBLY															
AFFZZ	HANDLE ASSEMBLY: 11644157 (19204)		A	EA	1	26	1
PAFZZ	5305-253-5607	SCREW, DRIVE: MS21318-8 (96906)		A	EA	4	26	2
PADZZ	9905-131-6201	PLATE, IDENTIFICATION: 11644357 (19204)		A	EA	1	26	3
PAFZZ	1005-131-1912	CAP, SPRING RETAINER: 11644138 (19204)		A	EA	2	26	4
PAFZZ	5310-208-9255	NUT, SELF-LOCKING, HEXAGON: 32UNF-3B, 0.210 MS21044-C3 (96906)		D	EA	2	26	5
PAFZZ	5305-978-9355	SCREW, CAP, SOCKET HEAD: FL-FIL-HD, HEX-SOC, AL Y-STL, CD-PLD, NO. 18-24UNC-3A, 5/8 LG MS21044-C3 (96906)		D	EA	12	26	6
PAFZZ	5310-045-3296	WASHER;. LOCK: MS35338-43 (96906)		D	EA	8	26	7
PAFZZ	1005-131-6257	RETAINER. CONTROL HANDLE: 11644139 (19204)		A	EA	2	26	8
PAFZZ	1005-130-5500	STOP, VALVE SPOOL: 11644130 (19204)		A	EA	4	26	9
PAFZZ	1005-131-6202	SPRING, HELICAL. COMPRESSION: 11644135 (19204)		A	EA	2	26	10
PAFZZ	1005-907-4851	RETAINER. METER PIN: 7971362 (19204)		D	EA	1	26	11
PAFZZ	5330-292-0580	PACKING, PREFORMED: MS28775-006 (96906)		D	EA	1	26	12

Section IV. REPAIR PARTS LIST-Continued

(1) SMR Code	(2) Federal Stock Number	(3) Description Reference Number & Mfr. Code Usable on Code		(4) Unit of meas	(5) Qty inc in unit	(6) 30 day DS maint allowance			(7) 30-day GS maint allowance			(8) 1-yr alw per 100 equip cntgcy	(9) Depot maint alw per 100 equip	(10) Illustration	
						(a)	(b)	(c)	(a)	(b)	(c)			(a) Figure no.	(b) Item no.
						1-20	21-50	51-100	1-20	21-50	51-100				
PBFZZ	1005-867-5366	CAP, VALVE LOCKING: 22887 (10237)	D	EA	1	26	13
XAFZZ	SLEEVE: SOLID (USE ON EARLY CONFIGURATION 13048 (26133)	A	EA	1	26	14
PAFZZ	1005-868-6912	RETAINER, SPRING LOCK VALVE: 23156 (1023)	D	EA	2	26	15
PAFZZ	5330-579-3156	PACKING, PREFORMED: -0- RING, HIGH-FLEX, HYD- SYN-RBR, 0.737 ID, 0.943 OD, 0.103 O/A H 23027 (10237)	D	EA	6	26	16
XAFZZ	SHIM, CONTROL VALVE: USED ON EARLY CON- FIGURATION ONLY 23027 (10237)	D	EA	10	26	17
PAFZZ	1005-132-0878	MANIFOLD, CONTROL HANDLE ASSEMBLY: 11644151 (19204)	A	EA	1	26	18
GROUP 3005															
CONTROL HANDLE ASSEMBLY-Continued															
PAFZZ	5305-984-6192	SCREW, MACHINE: CROSS-RECESS, PAN-HD, CD-PLD, MS35206-244 (90906)	D	EA	6	27	1
PAFZZ	5310-045-3299	WASHER, LOCK: MS35338-42 (96906)	D	EA	12	27	2
PAFZZ	5305-995-3569	SCREW, TAPPING, THREAD: MS24629-22 (96906)	A	EA	6	27	3
PAFZZ	1005-930-5434	KIT, ELECTRICAL CONNECTION: 5010458 (19204)	D	EA	1	27	4
PAFZZ	5330-585-6663	PACKING, PREFORMED: -0- RING, HIGH-FLEX, HYD, 0.362 ID, 0.568 OD, 0.103 O/A H MS28775-110 (96906)	D	EA	4	27	5
PAFZZ	5315-844-3955	PIN, SPRING: STL, CID-PLD W/ CHROMATE, 3/32 DIA, 5/16 LG, SLTD MS16562-22 (96906)	D	EA	2	27	6
PAFZZ	5310-435-0453	WASHER, SPRING, TENSION: 11644458-1 (19204)	A	EA	2	27	7
PAFZZ	5340-131-1911	DISK, SOLID, PLAIN: 11644126 (19204)	A	EA	1	27	8
PAFZZ	5330-579-3156	PACKING, PREFORMED: -0- RING, HIGH-FLEX, HYD- SYN-RBR, 0.737 ID, 0.943 OD, 0.103 O/A H MS28775-116 (96906)	D	EA	12	27	9
PAFZZ	1005-131-6268	SPOOL AND SLEEVE ASSEMBLY 11644156 (19204)	A	EA	2	27	10

Section IV. REPAIR PARTS LIST-Continued

(1) SMR Code	(2) Federal Stock Number	(3) Description Reference Number & Mfr. Code Usable on Code		(4) Unit of meas	(5) Qty inc in unit	(6) 30 day DS maint allowance			(7) 30-day GS maint allowance			(8) 1-yr alw per 100 equip cntgcy	(9) Depot maint alw per 100 equip	(10) Illustration	
						(a)	(b)	(c)	(a)	(b)	(c)			(a) Figure no.	(b) Item no.
						1-20	21-50	51-100	1-20	21-50	51-100				
PAOZZ	5305-983-8084	SCREW, CAP, SOCKET HEAD: MS16997-60 (96906)	D	EA	6	27	11
PAFZZ	5310-596-4907	WASHER, LOCK: 24582 (78570)	D	EA	6	27	12
PAFZZ	6145-726-0282	WIRE, ELECTRICAL: MILW 16878 / 2 (81349)	A	EA	V	27	13
GROUP 3005															
CONTROL, HANDLE ASSEMBLY-Continued															
PAFZZ	5305-834-0342	SETSCREW: HEX-SOC, CUP PT, NYLON INSERT LOCKING TYPE, STL, CD-OR ZN-PLD, 1/4-20UNC-3A, 1/4 LG 10910997 (19204)	D	EA	4	28	1
PAFZZ	1005-130-5525	RETAINER KIT, BOOT: 5911101 (19204)	A	EA	1	28	2
PAFZZ	1005-131-6231	BOOT, HANDLE. CONTROL: 11644150 (19204)	A	EA	2	28	3
PAFZZ	5305-978-9342	SCREW, CAP, SOCKET HEAD: FL-FIL-HD, SOC-RECESS DRIVE. STL, CD-PLD W/CHROMATE FIN., NO. 4-40UNC- 3A, 1/4 LG MS16997-9 (96906)	D	EA	4	28	4
PAFZZ	5310-934-9739	NUT, PLAIN, HEXAGON: MS35649-242 (96906)	D	EA	4	28	5
PAFZZ	5310-543-2410	WASHER, LOCK: MS35338-40 (96906)	D	EA	4	28	6
PAFZZ	1005-868-8016	RECEPTACLE, ELECTRICAL: 10947084 (19204)	A	EA	1	28	7
PAFZZ	1005-443-1012	INSULATION, THERMOFIT: 9175892-7 (19204)	A	EA	3	28	8
PAFZZ	1005-131-6274	COVER: 11644154 (19204)	A	EA	1	28	9
PAOZZ	5315-814-3530	PIN. SPRING: STL. CD-PLD W/CHROMATE. 1/8 DIA, 5/8 LG, SLTD MS16562-35 (96906)	E	EA	1	28	10
PAFZZ	5315-810-3701	PIN, SPRING: STL, CD-PLD, 0.125 DIA, 0.750 LG, 0.028 THK MS 16562-36 (96906)	A	EA	1	28	11
PAFZZ	1005-131-6223	SHAFT, STRAIGHT: 11644141 (19204)	A	EA	1	28	12
PAFZZ	1005-131-1913	LEVER, VALVE: 11644134 (19204)	A	EA	1	28	13

Section IV. REPAIR PARTS LIST-Continued

(1) SMR Code	(2) Federal Stock Number	(3) Description Reference Number & Mfr. Code Usable on Code		(4) Unit of meas	(5) Qty inc in unit	(6) 30 day DS maint allowance			(7) 30-day GS maint allowance			(8) 1-yr alw per 100 equip cntgcy	(9) Depot maint alw per 100 equip	(10) Illustration	
						(a) 1-20	(b) 21-50	(c) 51-100	(a) 1-20	(b) 21-50	(c) 51-100			(a) Figure no.	(b) Item no.
PAFZZ	5305-988-1721	SCREW, MACHINE: PAN-HD, CROSS-RECESS, STL, CD-PLD, 1/4-20UNC-2A, 3/8 LG MS35206-277 (96906)	D	EA	1	28	15	
PAFZZ	5305-719-5342	SETSCREW: MS51963-34 (96906)	A	EA	1	28	16	
PAFZZ	5305-978-9369	SCREW, CAP, SOCKET HEAD: FL-FIL-HD, HEX-SOC, AL Y-STL, CD-PLD, NO. 8-32UNC-3A, 3/8 LG MS16997-31 (96906)	D	EA	1	28	17	
PAFZZ	1005-131-1914	LEVER ASSEMBLY: 11644155 (19204)	A	EA	1	28	18	
PAFZZ	3110-867-6593	BEARING: 10947995 (19204)	A	EA	4	28	19	
PAFZZ	1005-131-6230	YOKE, VALVE ACTUATING: 11644142 (19204)	A	EA	1	28	20	
PAFZZ	1005-131-6226	BRACKET, YOKE, MOUNTING: 11644149 (19204)	A	EA	1	28	21	
GROUP 3005															
CONTROL HANDLE ASSEMBLY-CONTINUED															
AFFZZ	HANDLE, CONTROL ASSEMBLY: RIGHT 11644158 (19204)	A	EA	1	29	1	
PAFZZ	5305-978-9348	SCREW, CAP, SOCKETHEAD: FL-FIL-HD, HEX-SOC, AL Y-STL, CD-PLD, NO. 6-32UNC-3A, 1/2 LG MS16997-20 (96906)	D	EA	4	29	2	
PAFZZ	5310-045-4007	WASHER, LOCK: NO. 6 MS35338-41 (96906)	E	EA	2	29	3	
PAFZZ	1005-131-6256	RETAINER CONTROL: 11644145 (19204)	A	EA	2	29	4	
PAFZZ	5970-235-2725	INSULATION SLEEVING, ELECTRICAL: 8744801(19204)	D	EA	2	29	5	
PAFZZ	5305-978-9371	SCREW, CAP, SOCKET HEAD: NO. 8-32UNC-3A, 0.62.5 LG MS16997-33 (96906)	D	EA	4	29	6	
PAFZZ	5310-045-3299	WASHER, LOCK: MS35338-42 (96906)	D	EA	4	29	7	
PAFZZ	1005-132-0883	COVER, RIGHT: 11644152-2 (19204)	A	EA	1	29	8	
PAFZZ	1005-131-6267	TRIGGER, CONTROL HANDLE: 11644148 (19204)	A	EA	2	29	9	

Section IV. REPAIR PARTS LIST-Continued

(1) SMR Code	(2) Federal Stock Number	(3) Description Reference Number & Mfr. Code Usable on Code		(4) Unit of meas	(5) Qty inc in unit	(6) 30 day DS maint allowance			(7) 30-day GS maint allowance			(8) 1-yr alw per 100 equip cntgcy	(9) Depot maint alw per 100 equip	(10) Illustration	
						(a) 1-20	(b) 21-50	(c) 51-100	(a) 1-20	(b) 21-50	(c) 51-100			(a) Figure no.	(b) Item no.
PAFZZ	5305-518-5511	BOLT: 11644460 (19204)	A	EA	4	29	11	
PAFZZ	5310-934-9757	NUT, PLAIN HEXAGON: MS35649-282 (96906)	A	EA	4	29	12	
PAFZZ	1005-131-6203	SPRING, HELICAL, COMPRESSION: 116454132 (19207)	A	EA	4	29	13	
PAFZZ	1005-131-6249	TRIGGER HANDLE: 11644147 (19204)	A	EA	2	29	14	
PAFZZ	5930-699-9085	SWITCH, SENSITIVE: 28V, 15 AMP, 2 WIRE LEAD TERM. WATER TIGHT, 0.813 W, 0.375 N, 1.813 LG MS39058-1 (96906)	D	EA	4	29	15	
PAFZZ	1005-132-0885	HANDLE, RIGHT: 11644153-2 (19204)	A	EA	1	29	16	
PAFZZ	1005-132-0884	HANDLE, LEFT: 11644153-1 (19204)	A	EA	1	29	17	
PAFZZ	1005-132-0882	COVER, LEFT: 11644152-1 (19204)	A	EA	1	29	18	
AFFZZ	HANDLE, CONTROL ASSEMBLY: LEFT 11644159 (19204) GROUP 3006	A	EA	1	29	19	
PAFZZ	6105-400-6798	ELECTRIC MOTOR ASSEMBLY -- 12-VOLT DIRECT CURRENT MOTOR ASSEMBLY, DIRECT CURRENT: 11640431 (19204)	A	EA	1	30	1	
PAFZZ	5305-989-7434	SCREW, MACHINE: PAN-HD, STL, CD-PLD, CROSS RECESSED, NO. 10-UNF-2A, 1/2 LG MS35207-263 (96906)	E	EA	4	30	2	
PAFZZ	5310-045-3296	WASHER, LOCK MS35338-43 (96906)	D	EA	14	30	3	
PAFZZ	6105-412-2054	HEAD, COMMUTATOR END: 8448818-4 (19204)	A	EA	1	30	4	
PAFZZ	6105-412-2058	COVER, COMMUTATOR END: 8448818-10 (19204)	A	EA	1	30	5	
PAFZZ	6105-412-2057	WASHER PACKAGE, RETAINER AND THRUST: 8448818-7 (19204)	A	EA	1	30	6	
PAFZZ	3110-144-8882	BEARING, BALL, ANNULAR: FF B171, TYPE 3, CLASS 3 (81348)	A	EA	1	30	7	
PAFZZ	5305-978-9380	SCREW, CAP, SOCKET HEAD: MS16997-61 (96906)	A	EA	4	30	8	

Section IV. REPAIR PARTS LIST-Continued

(1) SMR Code	(2) Federal Stock Number	(3) Description Reference Number & Mfr. Code Usable on Code		(4) Unit of meas	(5) Qty inc in unit	(6) 30 day DS maint allowance			(7) 30-day GS maint allowance			(8) 1-yr alw per 100 equip cntgcy	(9) Depot maint alw per 100 equip	(10) Illustration	
						(a) 1-20	(b) 21-50	(c) 51-100	(a) 1-20	(b) 21-50	(c) 51-100			(a) Figure no.	(b) Item no.
PBFZZ	6105-407-0954	ADAPTER, PLATE: 8448806 (19204)	A	EA	1	30	10	
PAFZZ	3110-108-9247	BEARING, BALL, ANNULAR: FF 171, TYPE 3, CLASS 8 (81348)	A	EA	1	30	11	
PAFZZ	6105-156-6290	SPACER: 8448818-8 (19204)	A	EA	1	30	12	
PAFZZ	5305-989-6265	SCREW, MACHINE: PAN-HD, CROSS-RECESS, STL, CD- PLD W/ CHROMATE, NO. 10-32NF-2, 0.437 LG MS35207-262 (96906)	EA	EA	8	30	13	
PBFZZ	6150-407-1051	ADAPTER, MOTOR PLATE: 8448808 (19204)	A	EA	1	30	14	
PAFZZ	6105-412-2053	ARMATURE, MOTOR: 8448818-1 (19204)	A	EA	1	30	15	
PAFZZ	5305-990-6444	SCREW, MACHINE: PAN-HD, STL, CD-PLD, NO. 10- 32UNF-2A, 3/8 LG MS35207-261 (96906)	D	EA	2	30	16	
PAFZZ	5305-984-6189	SCREW, MACHINE: MS35206-241 (96906)	A	EA	1	30	17	
PAFZZ	5310-809-3365	WASHER, LOCK: MS35340-42 (96906)	A	EA	9	30	18	
PAFZZ	5305-984-6191	SCREW, MACHINE: MS35206-243 (96906)	A	EA	7	30	19	
PAFZZ	5305-059-4568	SCREW, MACHINE: MS35190-253 (96906)	A	EA	2	30	20	
PAFZZ	5977-491-7193	BRUSH, SET, DC MOTOR: 8448818-2 (19204)	A	EA	1	30	21	
PAFZZ	6105-412-2056	SPRING SET, BRUSH: 8448818-6 (19204)	A	EA	1	30	22	
PAFZZ	6105-412-2055	PLATE ASSEMBLY, BRUSH: 8448818-5 (19204)	A	EA	1	30	23	
PAFZZ	5305-993-1849	SCREW, MACHINE: MS35207-259 (96906)	A	EA	4	30	24	
PAFZZ	5310-596-7691	WASHER, LOCK: EXT TEETH, ST, CD- OR AZ-PLD, NO 10 ID, 0.410 MAX OD, 0.025 MAX THK MS35335-32 (96906)	A	EA	4	30	25	
PAFZZ	5915-459-8483	FILTER, RADIO INTERFERENCE: 11662525 (19204)	A	EA	1	30	26	
PAFZZ	5305-958-5257	SCREW, MACHINE: MS35190-315 (96906)	A	EA	2	30	27	

Section IV. REPAIR PARTS LIST-Continued

(1) SMR Code	(2) Federal Stock Number	(3) Description Reference Number & Mfr. Code Usable on Code		(4) Unit of meas	(5) Qty inc in unit	(6) 30 day DS maint allowance			(7) 30-day GS maint allowance			(8) 1-yr alw per 100 equip cntgcy	(9) Depot maint alw per 100 equip	(10) Illustration	
						(a) 1-20	(b) 21-50	(c) 51-100	(a) 1-20	(b) 21-50	(c) 51-100			(a) Figure no.	(b) Item no.
PAFZZ	5305-958-0591	SCREW, MACHINE: MS35190-316 (96906)	A	EA	8	30	29	
PAFZZ	6105-481-95488	COIL ASSEMBLY: 8448818-3 (19204)	A	EA	1	30	30	
PAFZZ	6105-156-6292	LEAD PACKAGE: 8448818-9 (19204)	A	EA	1	30	31	
XAFZZ	HOUSING, DC MOTOR: 8448818-11 (19204)	A	EA	1	30	32	
GROUP 3007															
INTERRUPTER VALVE ASSEMBLY															
PAFHD	1005-906-6311	VALVE ASSEMBLY: 10955656 (19204)	D	EA	1	31	1	
PAOZZ	5305-983-6651	SCREW, CAP, SOCKET HEAD: MS16998-27 (96906)	A	EA	1	31	2	
PAFZZ	1005-906-6212	FOLLOWER ASSEMBLY: 10955859 (19204)	D	EA	1	31	3	
PAFZZ	5305-978-9346	SCREW, CAP, SOCKET HEAD: FL-FIL-HD, HEX-SOC, AL Y-STL, CD-PLD, NO. 6-32UNC-3A, 1/4 LG MS16997-18 (96906)	A	EA	1	31	4	
PAFZZ	1005-903-7215	SPRING, HELICAL, COMPRESSION: STL, CD-PLD 2/ CHROMATE, 0.014 STK SIZE, 0.065 ID, 0.093 FREE OD, 0.219 FREE O/A LG, 7 COILS 10955655 (19204)	D	EA	1	31	5	
PAFZZ	3110-100-6161	BALL, BEARING: STL, GRD, 0.0938 DIA MS19059-42 (96906)	D	EA	1	31	6	
PAOZZ	5355-935-7661	KNOB: 10955654 (19204)	D	EA	1	31	7	
PAFZZ	5330-912-8471	WASHER, NON-METALLIC: RND, LEA., 0.445 ID, 0.625 OD, 0.062 THK MS35803-111 (96906)	D	EA	1	31	8	
PAFZZ	1005-903-7214	SPRING, HELICAL, COMPRESSION: STL, CD-PLD W/ CHROMATE, 0.072 STK SIZE, 0.385 MIN ID, 0.550 MAX FREE OD, 1.250 FREE O/A LG, 8.4 COILS 10955653 (19204)	D	EA	1	31	9	
PAOZZ	5315-843-7986	PIN, SPRING: 1/8 DIA, 1/2 LG MS16562-33 (96906)	D	EA	1	31	10	
PAFZZ	5330-580-8918	PACKING, PREFORMED: SYN-RBR, 0.301 ID, 0.330 OD, 0.070 O/A H MS9021-011 (96906)	D	EA	2	31	11	

Section IV. REPAIR PARTS LIST-Continued

(1) SMR Code	(2) Federal Stock Number	(3) Description Reference Number & Mfr. Code Usable on Code		(4) Unit of meas	(5) Qty inc in unit	(6) 30 day DS maint allowance			(7) 30-day GS maint allowance			(8) 1-yr alw per 100 equip cntgcy	(9) Depot maint alw per 100 equip	(10) Illustration	
						(a) 1-20	(b) 21-50	(c) 51-100	(a) 1-20	(b) 21-50	(c) 51-100			(a) Figure no.	(b) Item no.
XAFZZ	BODY, INTERRUPTER VALVE: 10955647 (19204)	D	EA	1	31	13	
GROUP 3008															
INTERRUPTER BRAKE HOUSING ASSEMBLY															
PAFZZ	5305-071-2055	SCREW, CAP, HEXAGON HEAD: MS90728-89 (96906)	A	EA	4	32	1	
PAFZZ	5310-866-5293	WASHER, FLAT: AL Y OR STL, CD-PLD, 0.468 ID, 0.075 OD, 0.119 THK, 7/16 SCREW SIZE 10910174-4 (19204)	D	EA	3	32	2	
PAFZZ	1005-034-4445	GUIDE ASSEMBLY: (WELD) 11635779 (19204)	D	EA	1	32	3	
PAFZZ	5315-836-9638	PIN, SPRING: MS16562-70 (96906)	A	EA	2	32	4	
PAFZZ	1005-908-5949	HOUSING ASSEMBLY, DISK BRAKE: 10955018 (19204)	D	EA	1	32	5	
XAOZZ	WIRE, STEEL, CORROSION RESISTING: (SEE BULK ISSUE FSN 9505-804-3814) QQW 423 (81348)	E	EA	V	32	6	
PAFZZ	5305-964-0691	SCREW, CAP, HEXAGON HEAD: AL Y-STL, PHOS-FIN., 3/8-16UNC-2A, 1 1/2 LG MS18154-62 (96906)	D	EA	2	32	7	
PAFZZ	5305-959-2739	SCREW, MACHINE: FL-CSK-HD (80-82 DEG), CROSS- RECESS, STL, CD-PLD. NO. 6-UNF-2A, 2/8 LG MS35191-237 (96906)	D	EA	10	32	8	
PAFZZ	1005-908-5944	PLATE, RETAINING, SPRING: 10954996 (19204)	D	EA	2	32	9	
PAFZZ	1005-904-5064	SPRING: 10955612 (19204)	D	EA	2	32	10	
PAFZZ	1005-908-8267	DISK, BRAKE: 10947539 (19204)	D	EA	2	32	11	
PAFZZ	1005-908-5947	PISTON, BRAKE, CUPOLA: 10955000 (19204)	D	EA	2	32	12	
PAFZZ	5330-582-2116	RETAINER, PACKING: TETRAFLUOROETAYLENE (TFE) 0.828 ID, 1.068 OD, 0.120 MAT THK MS28774-211 (96906)	D	EA	2	32	13	
PAFZZ	5330-559-6182	PACKING PREFORMED: SYN-RBR, 0.796 ID, 1074 OD 0.139 MAT THK MS28775-211 (96906)	D	EA	2	32	14	

Section IV. REPAIR PARTS LIST-Continued

(1) SMR Code	(2) Federal Stock Number	(3) Description Reference Number & Mfr. Code Usable on Code		(4) Unit of meas	(5) Qty inc in unit	(6) 30 day DS maint allowance			(7) 30-day GS maint allowance			(8) 1-yr alw per 100 equip cntgcy	(9) Depot maint alw per 100 equip	(10) Illustration	
						(a) 1-20	(b) 21-50	(c) 51-100	(a) 1-20	(b) 21-50	(c) 51-100			(a) Figure no.	(b) Item no.
PAFZZ	5315-905-5155	PIN, STRAIGHT, HEADLESS: DOWEL, BOTH INDS ROD, CRES, 3/8 DIA, 7/8 LG MS9390-69 (96906)	D	EA	2	32	16	
PAFZZ	5305-984-6209	SCREW, MACHINE: NO. 10-24UNC-2A, 0.437 LG MS35206-262 (96906)	A	EA	1	32	17	
PAFZZ	5310-584-7800	WASHER, FLAT: MS15795-708 (96906)	D	EA	1	32	18	
PAFZZ	5305-964-0613	SCREW, CAP, HEXAGON HEAD: AL Y-STL, PHOS-FIN., 1/4-28UNF-2A, 9/16 LG MS18153-4 (96906)	D	EA	4	32	19	
PAFZZ	1005-908-5948	DISK BRAKE: 10955004 (19204)	D	EA	1	32	20	
PAFZZ	5365-905-2674	RING, RETAINING: MS16627-1162 (96906)	D	EA	3	32	21	
PAFZZ	5365-052-5414	RING, RETAINING: EXT, TAPERED SECT TYPE, STL, CD-PLD, 0.693 FREE ID, 0.042 THK MS16626-1075 (96906)	D	EA	2	32	22	
PAFZZ	3110-155-8874	BEARING, BALL, ANNULAR: SR, ROD, NON-LOADING GROOVE, SELF-CONTAINED, BOTH RINGS FLUSH, 3/4 BORE DIA, S 1/2 OD, 0.5625 W 700958 (21450)	D	EA	3	32	23	
PAFZZ	1005-903-8194	GEARSHAFT, SPUR: 10955008 (19204)	D	EA	1	32	24	
PAFZZ	3020-904-5065	GEAR, SPUR: 10955007 (19204)	D	EA	1	32	25	
PAFZZ	5365-285-7940	RING, RETAINING: 10015592-020 (18876)	D	EA	1	32	26	
PAFZZ	3020-904-5066	GEAR, SPUR: 10955005 (19204)	D	EA	1	32	27	
PAFZZ	3110-155-8894	BEARING, BALL, ANNULAR: SR, ROD, NON-LOADING, SELF-CONTAINED, RETAINER TYPE, BOTH RINGS FLUSH, 2 SHIELDS, 1 BORE DIA, 2 OD, 0.500 W 700068 (21450)	D	EA	1	32	28	
PAFZZ	5365-205-4736	RING, RETAINING: 10015813-050 (18876)	D	EA	1	32	29	
PAFZZ	5315-616-5522	KEY, WOODRUFF: STL. 0.740 CIRCLE DIA, 0.187 THK, 0.308 H MS35756-12 (96906)	D	EA	1	32	30	

Section IV. REPAIR PARTS LIST-Continued

(1) SMR Code	(2) Federal Stock Number	(3) Description Reference Number & Mfr. Code Usable on Code		(4) Unit of meas	(5) Qty inc in unit	(6) 30 day DS maint allowance			(7) 30-day GS maint allowance			(8) 1-yr alw per 100 equip cntgcy	(9) Depot maint alw per 100 equip	(10) Illustration	
						(a)	(b)	(c)	(a)	(b)	(c)			(a) Figure no.	(b) Item no.
						1-20	21-50	51-100	1-20	21-50	51-100				
PAFZZ	1005-908-5952	GEARSHAFT, SPUR: 10955006 (19204)	D	EA	1	32	31
PAFZZ	5340-905-0790	CLAMP, LOOP: CUSHIONED, STL, CD-PLD, 0.125 LOOPEA ID, 0.625 W, 1 HOLE 0.203 DIA, 2/O FASTENING DEVICE	EA	1	32	32
XAFZZ	MS2133-65 (96906) HOUSING: 10955015 (19204)	D D	EA	1	32	33
GROUP 4000 HATCH COVER AND RELATED PARTS															
AOZZ	LATCH ASSEMBLY: 11635538 (19204)	A	EA	1	33	1
PAOZZ	5315-814-3530	PIN, SPRING: STL, CD-PLD W/ CHROMATE, 1/8 DIA, 5/8EA LG, SLTD	EA	2	33	2
PAOZZ	5315-953-8998	MS16562-35 (96906) PIN, LATCH, COVER:	E	EA	1	33	3
PAOZZ	1005-066-2553	10930537 (19204) LATCH, CUPOLA HATCH COVER:	E	EA	1	33	4
PAOZZ	1005-953-8990	10936634 (19204) SPRING, HELICAL, TORSION: STL, 0.0, 72 STK SIZE, 0.866 ID, 1.010 OD, 27/32 FREE LG, 2 1/2 COILS, DBLE TORSION	E	EA	1	33	5
PAOZZ	5305-071-2069	10935904 (19204) SCREW, CAP, HEXAGON HEAD: STL, CD-PLD, 1/2- 13UNC2A, 1 1/2 LG	E	EA	2	33	6
PAOZZ	5310-763-8894	MS90728-113 (96906) NUT, PLAIN, HEXAGON: STL, CD-PLD, 3/4-16UNF-2B, 1 1/8 W ACROSS FLATS, 41/64 THK	E	EA	2	33	7
PAOZZ	5310-991-6729	MS51968-24 (96906) WASHER, FLAT:	E	EA	2	33	8
PAOZZ	3120-991-6724	10930534 (19204) BUSHING, HINGE:	E	EA	2	33	9
PAOZZ	5305-068-0511	10930508 (19204) SCREW, CAP, HEXAGON HEAD: STL, CD-PLD, 3/8- 16UNC-2A, 1 1/4 LG	E	EA	4	33	10
PAOZZ	5310-637-9541	MS90728-62 (96906) WASHER, LOCK: SPLIT, MED, STL, CD- OR AZ-PLD W. CHROMATE FIN., 3/8 SCREW SIZE, 0.688 OD, 0.104 THK	A	EA	12	33	11
		MS35338-46 (96906)	E												

Section IV. REPAIR PARTS LIST-Continued

(1) SMR Code	(2) Federal Stock Number	(3) Description Reference Number & Mfr. Code Usable on Code		(4) Unit of meas	(5) Qty inc in unit	(6) 30 day DS maint allowance			(7) 30-day GS maint allowance			(8) 1-yr alw per 100 equip cntgcy	(9) Depot maint alw per 100 equip	(10) Illustration	
						(a)	(b)	(c)	(a)	(b)	(c)			(a) Figure no.	(b) Item no.
						1-20	21-50	51-100	1-20	21-50	51-100				
PAOZZ	1005-961-1308	CATCH, LATCH COVER: 10930541 (19204)	E	EA	1	33	12
PAOZZ	1005-928-3796	BUMPER ASSEMBLY: 11605621 (19204)	E	EA	1	33	13
PAOZZ	1005-754-5276	SHIM: 10936390-1 (19204)	E	EA	V	33	14
PAOZZ	5310-754-5277	SHIM: 10936390-2 (19204)	A	EA	V	33	15
PAOZZ	1005-928-3795	MOUNT, CUPOLA HATCH: RIGHT 11605620 (19204)	E	EA	1	33	16
PAOZZ	1005-991-6730	SHIM, COVER, HATCH, CUPOLA: 10930535 (19204)	E	EA	2	33	17
PAOZZ	5315-597-2500	PIN, SPRING: STL, CD-PLD, 0.188 DIA, 1.875 LG NAS5610P6-30 (80205)	A	EA	1	33	18
XBOZZ	SHAFT, STRAIGHT: 10930543 (19204)	E	EA	1	33	19
PAOZZ	1005-991-6734	SPRING, HELICAL, TORSION: STL, 0.500 STK SIZE, 1.750 ID, 2.750 OD, 8.312 FREE LG, 14 1/4 COILS, SGLE TORSION 10930547 (19204)	E	EA	1	33	20
XBOZZ	3120-082-0015	BUSHING, SPRING: 10930542 (19204)	E	EA	1	33	21
XBOZZ	1005-689-6219	MOUNT, HINGE: LEFT 10930546 (19204)	E	EA	1	33	22
PAOZZ	5310-877-5972	WASHER, FLAT: STL, CD-PLD W/ CHROMATE FIN., 0.406 ED, 0.750 OD, 0.190 THK 10910174-3 (19204)	E	EA	2	33	23
PAOZZ	1005-991-6727	LOOP: 10930530 (19204)	E	EA	1	33	24
PAOZZ	1005-991-6728	RETAINER, LOOP: 10930531 (19204)	E	EA	1	33	25
PAOZZ	1005-991-6725	STRAP, WEBBING: 10930526 (19204)	E	EA	1	33	26
PAOZZ	1005-991-6723	SEAL, RUBBER, ROUND SECTION: 10930500 (19204)	E	EA	1	33	27
PAOZZ	5305-558-4181	SCREW, CAP, HEXAGON HEAD: STL, CD-PLD, 3/8- 16UNC-2A, 7/8 LG MS90728-59 (96906)	E	EA	2	33	28
XBOZZ	1005-245-8415	STOP, SPRING, HATCH COVER: 10935971 (19204)	A	EA	1	33	29
XBOZZ		COVER: OPTIONAL WITH 10931065 10930507 (19204)	E	EA	1	33	30

Section IV. REPAIR PARTS LIST-Continued

(1) SMR Code	(2) Federal Stock Number	(3) Description Reference Number & Mfr. Code Usable on Code		(4) Unit of meas	(5) Qty inc in unit	(6) 30 day DS maint allowance			(7) 30-day GS maint allowance			(8) 1-yr alw per 100 equip cntgcy	(9) Depot maint alw per 100 equip	(10) Illustration	
						(a)	(b)	(c)	(a)	(b)	(c)			(a) Figure no.	(b) Item no.
						1-20	21-50	51-100	1-20	21-50	51-100				
XBOZZ	COVER: OPTIONAL WITH 10930507 10931065 (19204)	A	EA	1	33	31
		GROUP 4002 VISION BLOCKS, SUPPORTS, INTERRUPTER CAMS AND RACE RING BEARINGS													
PAFZZ	5305-068-0510	SCREW, CAP, HEXAGON HEAD: STL, CD-PLD, 3/8- 16UNC-2A, 1 LG	E	EA	18	34	1
PAOZZ	5310-877-5972	WASHER, FLAT: STL, CD-PLD WU / CHROMATE FIN., 0.406 ID, 0.750 OD, 0.190 THK	E	EA	18	34	2
PAOZZ	1005-245-8414	10910174-3 (19204) RETAINER, VISION BLOCK:	E	EA	16	34	3
PAOZZ	2590-973-1176	10931034 (19204) BLOCK, DIRECT VISION:	E	EA	8	34	4
PAFZZ	5305-543-4372	10925306 (19204) SCREW, CAP, HEXAGON HEAD:	A	EA	4	34	5
PAFZZ	5310-785-1762	MS90728-58 (96906) NUT, PLAIN, HEXAGON:	A	EA	2	34	6
PAOZZ	5310-637-9541	MS51968-9 (96906) WASHER, LOCK: SPLIT, MED, STL, CD- OR ZN-PLD W/ CHROMATE FIN., 3/8 SCREW SIZE, 0.688 OD, 0.104 THK	E	EA	4	34	7
PAFZZ	5310-880-0625	MS35338-46 (96906) WASHER, FLAT:	A	EA	6	34	8
PAFZZ	1005-052-3749	10941915-3 (19204) BRACKET:	A	EA	1	34	9
PAFZZ	1005-052-3750	11619417 (19204) BRACKET:	A	EA	1	34	10
PAOZZ	5305-068-7837	11619418 (19204) SCREW, CAP, HEXAGON HEAD:	A	EA	10	34	11
PAOZZ	5310-755-4866	MS90728-5 (96906) WASHER, RING INSTALLATION:	E	EA	10	34	12
PAFZZ	1005-406-4628	10941915-1 (19204) PAD, CUSHIONING:	A	EA	1	34	13
PAFZZ	5305-954-3937	11652972 (19204) SCREW, MACHINE: FL-C SK-HD (80-82 DEG), STL, CD- PLTD W/ CHROMATE, 1/4-20UNC-2A, 7/8 LG	E	EA	2	34	14
XBOZZ	1005-245-8407	MS35190-290 (96906) STOP, SPRING, HATCH COVER:	E	EA	1	34	15

Section IV. REPAIR PARTS LIST-Continued

(1) SMR Code	(2) Federal Stock Number	(3) Description Reference Number & Mfr. Code Usable on Code		(4) Unit of meas	(5) Qty inc in unit	(6) 30 day DS maint allowance			(7) 30-day GS maint allowance			(8) 1-yr alw per 100 equip cntgcy	(9) Depot maint alw per 100 equip	(10) Illustration	
						(a) 1-20	(b) 21-50	(c) 51-100	(a) 1-20	(b) 21-50	(c) 51-100			(a) Figure no.	(b) Item no.
PBFZZ	1005-132-0889	PLUG, CUPOLA UPPER SUPPORT: 11644288 (19204)	A	EA	1	34	17
PAOZZ	5305-068-0511	SCREW, CAP, HEXAGON HEAD: STL, CD-PLD, 3/8-16UNC-2A, 1 1/4 LG MS90728-62 (96906)	A	EA	2	34	18
PAOZZ	5315-810-3702	PIN, SPRING: STL, CD-PLD, 0.125 DIA, 1 LG MS16562-38 (96906)	E	EA	2	34	19
XBOZZ	1005-082-0014	BRACKET: 10930533 (19204)	E	EA	1	34	20
PAOZZ	1005-991-6726	SHIM: 10930528 (19204)	E	EA	1	34	21
PBFZZ	5305-143-2328	SETSCREW: MS51045-51 (96906)	A	EA	1	34	22
PAOZZ	1005-754-6525	HANDLE, HATCH COVER, LOCK: 10930532 (19204)	E	EA	1	34	23
PAFZZ	5305-728-5475	SCREW, CAP, HEXAGON HEAD: STL, CD-OR ZN-PLD W/ CHROMATE FIN., 3/4-16UNF-2A, 5 1/2 LG (USED W/ TWO PIECE SUPPORT) MS90727-200 (96906)	E	EA	4	34	24
PAFZZ	5310-877-7527	WASHER, FLAT: STL, CD-PLD, 0.812 ID, 1.500 OD, 0.179 THK 10910174-8 (19204)	E	EA	20	34	25
PAFZZ	5310-763-8894	NUT, PLAIN, HEXAGON: STL, CD-PLD, 3/4-16UNF-2B, 1 1/8 W ACROSS FLATS, 41/64 THK MS51968-24 (96906)	E	EA	6	34	26
PAFZZ	5305-728-5474	SCREW, CAP, HEXAGON HEAD: STL, CD-OR AZ-PLD, 3/4-16UNF-2A, 3 1/2 LG MS90727-193 (96906)	E	EA	4	34	27
XBFZZ	1005-403-9503	SUPPORT TOP, VISION BLOCK: 11644603 (19204)	A	EA	1	34	28
XBFZZ	1005-403-9502	SUPPORT LOWER, VISION BLOCK: 11644602 (19204)	A	EA	1	34	29
PAFZZ	5305-978-9396	SCREW, CAP, SOCKET HEAD: FL-FIL-HD, HEX-SOC, ST, CD-PLD W/ CHROMATE, 3/8-16UNC-3A, 1 1/2 LG MS16997-101 (96906)	E	EA	26	34	30
PAFZZ	3020-871-5669	GEAR, SPUR: USED W/ BALL BEARING 7328567 (REPLACES 1005-991-6721 IN ALL APPLICATIONS) 10954559 (19204)	E	EA	1	34	31

Section IV. REPAIR PARTS LIST-Continued

(1) SMR Code	(2) Federal Stock Number	(3) Description Reference Number & Mfr. Code Usable on Code		(4) Unit of meas	(5) Qty inc in unit	(6) 30 day DS maint allowance			(7) 30-day GS maint allowance			(8) 1-yr alw per 100 equip cntgcy	(9) Depot maint alw per 100 equip	(10) Illustration	
						(a) 1-20	(b) 21-50	(c) 51-100	(a) 1-20	(b) 21-50	(c) 51-100			(a) Figure no.	(b) Item no.
PAFZZ	3110-214-0902	BALL, BEARING, PLASTIC: W/ GEAR 10954559 7328567 (19204)	E	EA	204	34	33	
PAFDL	1005-768-5365	RING: UPPER RACE 10873679 (19204)	E	EA	1	34	34	
PAFZZ	1005-768-7078	SHIM: BR, 0.720 W, 0.002 THK, 6 HOLES, 0.438 DIA 10873683 (19204)	E	EA	V	34	35	
PAFZZ	1005-768-7079	SHIM: BRS, 0.720 W, 0.005 THK, 6 HOLES, 0.438 DIA 10883925(19204)	A	EA	V	34	35	
PAFZZ	5365-768-7080	SHIM: BRS, 0.720 W, 0.010 THK, 6 HOLES, 0.438 DIA 10883926 (19204)	E	EA	24	34	35	
PAFHH	1005-073-0169	RING: LOWER RACE 10873680 (19204)	E	EA	1	34	36	
PAFZZ	5305-916-2345	SCREW, CAP, HEXAGON HEAD: STL, CD-OR AZ-PLD, 3/4-16UNF-2A, 2 LG MS90727-187 (96906)	E	EA	12	34	37	
PAFZZ	5305-088-8332	SCREW, MACHINE: FL-CSK-HD (80-82 DEG) CROSS- RECESS, STL, CD-PLD, NO. 10-24UNC-2A, 1/2 LG MS35190-272 (96906)	D	EA	4	34	38	
PAFZZ	1005-906-6310	CAM, INTERRUPTER: 10955604 (19204)	D	EA	2	34	39	
PAFZZ	5305-958-5246	SCREW, MACHINE: FL-CSK-HD (80-82 DEG) CROSS- RECESS, STL CD-PLD, 1/4-20UNC-2A, 3/4 LG MS35190-289 (96906)	D	EA	8	34	40	
PAFZZ	1005-052-3861	CAM: 11619658 (19204)	A	EA	1	34	41	
XBFZZ	1005-403-9501	SUPPORT, VISION BLOCK: (ONE PIECE CONSTRUCT- ION) (ALTERNATE FOR K11644602 AND K11644603) 11644601 (19204)	A	EA	1	34	42	
XBFZZ	1005-132-0880	GROUP 5000 ELEVATING MECHANISM ASSEMBLY ELEVATING MECHANISM ASSEMBLY: 11643941 (19204)	A	EA	1	35	1	
XAOZZ		WIRE, STEEL, CORROSION RESISTING: (SEE BULK ISSUE FSN 9505-804-3814) QQW423 (81348)	E	EA	V	35	2	
PAFZZ	3120-488-3829	BEARING, PLAIN, ROD END: MS21242-2-12K (96906)	A	EA	1	35	3	

Section IV. REPAIR PARTS LIST-Continued

(1) SMR Code	(2) Federal Stock Number	(3) Description Reference Number & Mfr. Code Usable on Code		(4) Unit of meas	(5) Qty inc in unit	(6) 30 day DS maint allowance			(7) 30-day GS maint allowance			(8) 1-yr alw per 100 equip cntgcy	(9) Depot maint alw per 100 equip	(10) Illustration	
						(a)	(b)	(c)	(a)	(b)	(c)			(a) Figure no.	(b) Item no.
						1-20	21-50	51-100	1-20	21-50	51-100				
PAFZZ	5310-754-3208	NUT, PLAIN, HEXAGON: MS21264 (96906)	A	EA	1	35	4
PAFZZ	5310-131-1905	WASHER, LOCKING: 11644621 (19204)	A	EA	1	35	5
PAFZZ	4730-908-3194	CLAMP, HOSE: MS35842-11 (96906)	D	EA	1	35	6
PAFZZ	4730-908-6293	CLAMP, HOSE: MS35842-15 (96906)	A	EA	1	35	7
PAFZZ	1005-131-1904	BOOT, DUST AND MOISTURE SEAL: 11652795 (19204)	A	EA	1	35	8
PAFZZ	5305-983-7451	SCREW, CAP, SOCKET HEAD: MS16998-77 (96906)	A	EA	5	35	9
PAFZZ	5310-688-2195	WASHER, LOCK: 3/4 IN. LOCKWASHER MS51848-12 (96906)	D	EA	5	35	10
PAFZZ	1005-130-5571	RETAINER, PACKING: 11652519 (19204)	A	EA	1	35	11
PAFZZ	5330-576-9732	PACKING, PREFORMED: MS28775-226 (96906)	A	EA	1	35	12
PAFZZ	5330-582-1547	RETAINER, PACKING: BACKUP MS28774-226 (96906)	A	EA	1	35	13
PAFZZ	5330-584-0266	PACKING, PREFORMED: -O- RING, CLASS B MATERIAL, HIGH FLEX, 1/16 THK, 1/4 ID MS28775-010 (96906)	D	EA	1	35	14
PAFZZ	1005-196-2745	RING, WIPER: 8448903 (19204)	D	EA	1	35	15
PAFZZ	5330-582-2141	RETAINER, PACKING: MS28774-217 (96906)	A	EA	3	35	16
PAFZZ	5330-136-2298	SEAL, PLAIN: 11640477-2 (19204)	A	EA	1	35	17
PAFZZ	1005-228-1614	BLEEDER VALVE, HYDRAULIC SYSTEM: 11640424 (19204)	A	EA	2	35	18
PAFZZ	5330-803-7208	PACKING, PREFORMED: -O- RING, SYN-RBR, 0.239 ID, 1/8 OD TU, 0.064 THK MS28778-2 (96906)	D	EA	2	35	19
PAFZZ	4730-172-0010	FITTING LUBRICATION: 1/4-28UNF-2A MS15002-1 (96906)	A	EA	2	35	20
PAFZZ	5305-983-7448	SCREW, CAP, SOCKET HEAD: MS16998-74 (96906)	A	EA	5	35	21
PAFHD	1005-437-1189	CLEVIS ASSEMBLY: 11652967 (19204)	A	EA	1	35	22

Section IV. REPAIR PARTS LIST-Continued

(1) SMR Code	(2) Federal Stock Number	(3) Description Reference Number & Mfr. Code Usable on Code		(4) Unit of meas	(5) Qty inc in unit	(6) 30 day DS maint allowance			(7) 30-day GS maint allowance			(8) 1-yr alw per 100 equip cntgcy	(9) Depot maint alw per 100 equip	(10) Illustration	
						(a) 1-20	(b) 21-50	(c) 51-100	(a) 1-20	(b) 21-50	(c) 51-100			(a) Figure no.	(b) Item no.
PAFZZ	5330-582-7526	RETAINER, PACKING MS28775-014 (96906)	A	EA	1	35	24	
PAFZZ	5330-576-9731	PACKING, PREFORMED: MS28775-227 (96906)	A	EA	1	35	25	
PAFZZ	1005-131-6271	GUIDE, PISTON, CYLINDER: 11643936 (19204)	A	EA	1	35	26	
PAFZZ	5365-804-2786	RING, RETAINING: MS16625-1125 (96906)	A	EA	1	35	27	
PAFZZ	5330-136-2300	SEAL, PLAIN: 11640477-1 (19204)	A	EA	2	35	28	
PAFZZ	5330-543-7087	RETAINER, PACKING: MS28774-210 (96906)	A	EA	2	35	29	
PAFZZ	1005-130-5497	PLUG, PISTON: 11644299 (19204)	A	EA	1	35	30	
PAFZZ	5330-821-8848	RETAINER, PACKING: MS28774-121 (96906)	A	EA	2	35	31	
PAFZZ	5330-542-1398	PACKING, PREFORMED: MS28775-121 (96906)	A	EA	1	35	32	
PAFZZ	5330-136-2299	SEAL, PLAIN: 11640477-3 (19204)	A	EA	2	35	33	
PAFZZ	5330-618-6282	RETAINER, PACKING: MS28774-328 (96906)	A	EA	2	35	34	
PAFZZ	1005-130-5573	PISTON, CYLINDER: 11643937 (19204)	A	EA	1	35	35	
PAFZZ	5365-800-9928	RING, RETAINING: MS16624-1118 (96906)	A	EA	1	35	36	
PAFZZ	5330-579-7914	PACKING, PREFORMED: MS28775-217 (96906)	A	EA	1	35	37	
PAFZZ	1005-131-6280	COLLAR, SNUBBER: 11652535 (19204)	A	EA	1	35	38	
PAFZZ	5305-978-9387	SCREW, CAP, SOCKET HEAD: MS16997-68 (96906)	A	EA	4	35	39	
PAFZZ	5310-596-4907	WASHER, LOCK: 24582 (78570)	D	EA	4	35	40	
PAFZZ	530-584-0265	PACKING, PREFORMED: MS28775-012 (96906)	A	EA	2	35	41	
PAFZZ	5305-253-5607	SCREW, DRIVE: MS21318-8 (96906)	A	EA	4	35	42	

Section IV. REPAIR PARTS LIST-Continued

(1) SMR Code	(2) Federal Stock Number	(3) Description Reference Number & Mfr. Code Usable on Code		(4) Unit of meas	(5) Qty inc in unit	(6) 30 day DS maint allowance			(7) 30-day GS maint allowance			(8) 1-yr alw per 100 equip cntgcy	(9) Depot maint alw per 100 equip	(10) Illustration	
						(a)	(b)	(c)	(a)	(b)	(c)			(a) Figure no.	(b) Item no.
						1-20	21-50	51-100	1-20	21-50	51-100				
PADZZ	9905-181-1008	PLATE, IDENTIFICATION: 11652945 (19204)	A	EA	1	35	43
PAFZZ	1005-132-0881	HOUSING, CYLINDER: 11643939 (19204)	A	EA	1	35	44
PADZZ	3120-454-5989	BEARING: 11652.5641192041	A	EA	2	35	45
GROUP 5001 GUN CRADLE SUPPORTS, THUNNION AND EQUILBRATOR PARTS															
PAFZZ	5315-058-6127	PIN, SPRING: 586127 (21450)	E	EA	1	36	1
PAFZZ	5315-755-4864	PIN: W / EQUIL CYL 11619340 OR 10930745 10930750 (19204)	E	EA	1	36	2
PAFZZ	5305-992-7126	SCREW, SHOULDER: FL-FIL-HD, STL, CD-PLD, 5/8- 11UNC-3A, 2 1/4 LG 10930752 (19204)	E	EA	1	36	3
PAFZZ	5310-877-7527	WASHER, FLAT: STL, CD-PLD, 0.812 ID, 1.500 OD, 0.179 THK 10910174-8 (19204)	E	EA	2	36	4
PBFZZ	1005-102-6789	CYLINDER, OUTER, EQUILBRATOR: (WELDED) IN- TERCHANGEABLE W/ 11619337 10930748 (19204)	E	EA	1	36	5
PAFZZ	3120-991-0247	BEARING, SLEEVE: 10888013-1 (19204)	E	EA	2	36	6
PAFZZ	1005-960-7586	SPRING, HELICAL, COMPRESSION: STL, CD-FIN., 0.343 STK SIZE, 2 1/8 ID, 2.811 FREE OD, 30 1/2 FREE LG, 32 COILS 10930751 (19204)	E	EA	1	36	7
PBFZZ	1005-102-6788	CYLINDER, INNER, EQUILBRATOR: (WELDED) INTERCHANGEABLE W/ 11619340 10930745 (19204)	E	EA	1	36	8
PAOZZ	5305-253-5614	SCREW, DRIVE: MS21318-20 (96906)	A	EA	1	36	9
PAOZZ	4010-016-8704	CHAIN: 10541429 (19200)	A	EA	1	36	10
PAOZZ	5340-052-3909	PLUG: 11619637-1 (19204)	A	EA	1	36	11
PAFZZ	5305-983-7452	SCREW, CAP, SOCKET HEAD: MS16998-78 (96906)	A	EA	4	36	12

Section IV. REPAIR PARTS LIST-Continued

(1) SMR Code	(2) Federal Stock Number	(3) Description Reference Number & Mfr. Code Usable on Code		(4) Unit of meas	(5) Qty inc in unit	(6) 30 day DS maint allowance			(7) 30-day GS maint allowance			(8) 1-yr alw per 100 equip cntgcy	(9) Depot maint alw per 100 equip	(10) Illustration	
						(a) 1-20	(b) 21-50	(c) 51-100	(a) 1-20	(b) 21-50	(c) 51-100			(a) Figure no.	(b) Item no.
PAFZZ	5315-842-3673	PIN, STRAIGHT, HEADLESS: NIGHT VISION DEVICE BRKT MTG, 0.250, 1.250 LG MS16555-649 (96906)	A	EA	2	36	14
PAFZZ	1005-052-3811	BRACKET: 11635905 (19204)	A	EA	1	36	15
PAFZZ	5305-719-5184	SCREW, CAP, HEXAGON HEAD: STL, CD-OR ZN-PLD W/ CHROMATE, 1/2-20UNF-2A, 1 LG MS90727-109 (96906)	A	EA	1	36	16
PAFZZ	5310-755-4865	WASHER, FLAT: 10930826 (19204)	E	EA	1	36	17
XBFZZ	5365-462-2994	SPACER, BEARING: 1164408 (19204)	D	EA	1	36	18
XAOZZ		WIRE, STEEL, CORROSION RESISTING: (SEE BULK ISSUE FSN 9505-804-3814) QQW423 (81348)	A	EA	V	36	19
PAFZZ	5305-964-0629	SCREW, CAP, HEXAGON HEAD: DLD-F / LKG WIRE, STL, PHOS-CTD, 3/8-24UNF-2A, 2LG MS18153-64 (96906)	E	EA	8	36	20
XBFZZ	2520-656-0333	RETAINER, BEARING: 10953674 (19204)	A	EA	1	36	21
PAFZZ	5330-990-8306	SEAL, PLAIN, ENCASED: STL CASE, SYN-RBR ELEMENT, 2-7/8 BORE DIA, 2 1/8 SHAFT DIA, 7/16 W MS51000-130-3 (96906)	D	EA	3	36	22
PAFZZ	5330-913-1202	SEA, PLAIN: POLYMER-IMPREGNATED OR CTD, CHROME RETAINED LEA. SEALING MEMBER, 1 1/2 BORE DIA, 1 SHAFT DIA, 1/4 W MS51001-13-B (96906)	E	EA	1	36	23
XAFZZ		COVER: 10930739 (19204)	E	EA	1	36	24
PAFZZ	3110-132-0890	BEARING, ROLLER, TAPERED: 11643863 (19204)	E	EA	1	36	25
PAFZZ	5305-071-2068	SCREW, CAP, HEXAGON HEAD: STL, CD-PLD, 1/2- 13UNC-2A, 1 3/8 LG MS90728-112 (96906)	A	EA	4	36	26
PAFZZ	5315-846-2042	PIN, STRAIGHT, HEADLESS: MS16555-360 (96906)	A	EA	4	36	27
PBFHD	1005-457-9350	SUPPORT ASSEMBLY: 11644409 (19204)	A	EA	1	36	28

Section IV. REPAIR PARTS LIST-Continued

(1) SMR Code	(2) Federal Stock Number	(3) Description Reference Number & Mfr. Code Usable on Code		(4) Unit of meas	(5) Qty inc in unit	(6) 30 day DS maint allowance			(7) 30-day GS maint allowance			(8) 1-yr alw per 100 equip cntgcy	(9) Depot maint alw per 100 equip	(10) Illustration	
						(a) 1-20	(b) 21-50	(c) 51-100	(a) 1-20	(b) 21-50	(c) 51-100			(a) Figure no.	(b) Item no.
AOZZ	CLAMP ASSEMBLY: 11605437 (19204)	A	EA	1	36	30	
PAFZZ	5305-071-2506	SCREW, CAP, HEXAGON HEAD: STL, CD-PLD, 1/4- 20UNC-2A, 1/2 LG MS90728-3 (96906)		EA	4	36	31	
PAOZZ	5315-286-0169	PIN: 5321107 (19200)	E	EA	2	36	32	
PAOZZ	1005-933-1156	CLAMP: 11605436 (19204)	A	EA	1	36	33	
PAOZZ	1240-764-6222	NUT, ASSEMBLY: 7646222 (19200)	A	EA	1	36	34	
PAOZZ	1005-933-1155	BRACKET: INSTRUMENT LIGHT CLAMP 11605435 (19204)	A	EA	1	36	35	
PBFHD	1005-457-9348	SUPPORT ASSEMBLY: 11635906 (19204)	A	EA	1	36	36	
PAFZZ	1005-991-6739	SHIM: 10930624 (19204)	E	EA	2	36	37	
PAFZZ	1005-991-6740	SHIM 10930625 (19204)	E	EA	2	36	38	
PAFZZ	5340-123-8652	STRAP, RETAINING: 11644442 (19204)	A	EA	1	36	39	
PAFZZ	1005-991-6770	SHIM: 10930827 (19204)	E	EA	2	36	40	
XBFZZ	1005-457-9330	RETAINER: 10930829 (19204)	E	EA	2	36	41	
XBFZZ	5305-926-5582	SCREW, CAP, HEXAGON HEAD: MS18153-59 (96906)	A	EA	12	36	42	
PBFZZ	1005-457-9352	TRUNNION: LEFT 11644410 (19204)	A	EA	1	36	43	
PBFZZ	1005-457-9331	TRUNNION: RIGHT 11619548 (19204)	A	EA	1	36	44	
PBHHD	1005-457-9343	CRADLE ASSEMBLY, GUN: (STRIPPED) 11635766 (19204)	A	EA	1	36	45	
PAFZZ	1005-442-2283	GROUP 5002 SLIP RING ASSEMBLY, CRADLE AND ELEVATING MECHANISM BOLT ASSEMBLY: 11640638 (193204)	A	EA	1	37	1	

Section IV. REPAIR PARTS LIST-Continued

(1) SMR Code	(2) Federal Stock Number	(3) Description Reference Number & Mfr. Code Usable on Code		(4) Unit of meas	(5) Qty inc in unit	(6) 30 day DS maint allowance			(7) 30-day GS maint allowance			(8) 1-yr alw per 100 equip cntgcy	(9) Depot maint alw per 100 equip	(10) Illustration	
						(a) 1-20	(b) 21-50	(c) 51-100	(a) 1-20	(b) 21-50	(c) 51-100			(a) Figure no.	(b) Item no.
PAFZZ	5305-225-3843	SCREW, CAP, HEXAGON HEAD: MS90728-8 (96906)	A	EA	2	37	3
PAOZZ	5310-755-4866	WASHER, RING INSTALLATION: 10941915-1 (19204)	E	EA	2	37	4
PAFZZ	1005-130-5575	COVER, HYDRAULIC TUBE: 11644403 (19204)	A	EA	1	37	5
PAFZZ	5310-939-0783	NUT, SELF-LOCKING, HEXAGON: MS21083-N12 (96906)	A	EA	1	37	6
PAFZZ	1005-401-9566	SPACER, ELEVATING MECHANISM BEARING: 1165103 (19204)	A	EA	1	37	7
PAFZZ	1005-401-9567	SPACER, ELEVATING MECHANISM BEARING: 11665103 (19204)	A	EA	1	37	8
PAFZZ	5305-942-2214	SCREW, SHOULDER: MS51975-6 (96906)	A	EA	2	37	9
PAOZZ	5310-809-4058	WASHER, FLAT: STL, CD-PLD, 1/4 ID, 5/8 OD, 0.104 THK MS27183-10 (96906)	D	EA	2	37	10
PAFZZ	5310-420-8051	WASHER, NONMETALLIC: 11644407 (19204)	A	EA	2	37	11
PAFZZ	5305-068-0509	SCREW, CAP, HEXAGON HEAD: MS90728-10 (96906)	A	EA	6	37	12
PAOZZ	5310-865-9513	WASHER, FLAT: STIL, CD-PLD W/ CHROMATE FIN., 9/32 ID, 1/2 OD. 0.089 THK, 1/4 SCREW SIZE 10910174-1 (19204)	E	EA	6	37	13
PAFZZ	1005-442-2285	BREATHER: 11640646 (19204)	A	EA	1	37	14
PAFZZ	1005-130-5498	ADAPTER, FITTING ASSEMBLY: 11644348 (19204)	A	EA	3	37	15
PAFZZ	5330-804-5695	PACKING, PREFORMED: SYN-RBR, 0.468 ID, 0.624 OD, 0.078 O/A H MS28778-6 (96906)	D	EA	1	37	17
PAFZZ	1005-369-9002	PLATE, SLIP RING: 11644315 (19204)	A	EA	1	37	18
PAFZZ	5330-456-7191	GASKET: 11644382 (19204)	A	EA	1	37	19
XAFZZ	ADHESIVE: MILA.O502, TYPE 1 (1813491) SEE BULK ISSUE (8040-664-4318)	A	EA	1	37	19
PAFZZ	5330-584-0265	PACKING, PREFORMED: MS28775-012 (96906)	A	EA	7	37	20

Section IV. REPAIR PARTS LIST-Continued

(1) SMR Code	(2) Federal Stock Number	(3) Description Reference Number & Mfr. Code Usable on Code		(4) Unit of meas	(5) Qty inc in unit	(6) 30 day DS maint allowance			(7) 30-day GS maint allowance			(8) 1-yr alw per 100 equip cntgcy	(9) Depot maint alw per 100 equip	(10) Illustration	
						(a) 1-20	(b) 21-50	(c) 51-100	(a) 1-20	(b) 21-50	(c) 51-100			(a) Figure no.	(b) Item no.
PAFZZ	1005-130-5574	SHAFT, SLIP-RING: 11644313 (19204)	A	EA	1	37	22	
PAFZZ	5305-978-0358	SCREW, CAP, SOCKET HEAD: MS16997-48 (96906)	A	EA	1	37	23	
PAFZZ	5310-688-2198	WASHER, LOCK: SIZE 10 LOCKWASHER (76665)	A	EA	1	37	24	
PAFZZ	5330-835-7712	RETAINER, PACKING: MS28774-117 (96906)	A	EA	6	37	25	
PAFZZ	5330-130-5509	SEAL, PLAIN: 11640537 (19204)	A	EA	4	37	26	
PAFZZ	1005-131-6227	HOUSING ASSEMBLY: 11644050 (19204)	A	EA	1	37	27	
PAFZZ	4730-800-8152	NUT, TUBE COUPLING: MS51823-5 (96906)	A	EA	4	37	28	
PAFZZ	4730-800-3129	SLEEVE, CLINCH, TUBE: MS51825-5P (96906)	A	EA	4	37	29	
PAFZZ	1005-228-8031	TUBE, BENT STEEL: 11644405 (19207)	A	EA	1	37	30	
PAFZZ	4730-165-4960	ELBOW, TUBE TO BOSS: MS51839-25 (96906)	A	EA	4	37	31	
PAFZZ	1005-132-0874	TUBE, BENT STEEL: 11644406 (19204)	A	EA	1	37	32	
<p>GROUP 5003 LOCK AND RELIEF VALVE ASSEMBLY, ELEVATING MECHANISM</p>															
PBFHD	1005-486-8297	VALVE ASSEMBLY: 11643934 (19204)	A	EA	1	38	1	
PAFZZ	5305-978-9356	SCREW, CAP, SOCKET HEAD: HEX-SOC, STL, CD-PLD W/ CHROMATE FIN., NO. 10-24UNC-3A, 2/4 LG MS16997-46 (96906)	D	EA	12	38	2	
PAFZZ	5310-045-3296	WASHER, LOCK: MS35338-43 (96906)	D	EA	14	38	3	
PAFZZ	5305-978-9354	SCREW, CAP, SOCKET HEAD: STL, CD-PLD W/ CHROMATE FIN., NO. 10-24UNF-3A, 1/2 LG MS16997-44 (96906)	D	EA	2	38	4	
PAFZZ	1005-130-5519	PLATE, COVER: 11643928-1 (19204)	A	EA	1	38	5	

Section IV. REPAIR PARTS LIST-Continued

(1) SMR Code	(2) Federal Stock Number	(3) Description Reference Number & Mfr. Code Usable on Code		(4) Unit of meas	(5) Qty inc in unit	(6) 30 day DS maint allowance			(7) 30-day GS maint allowance			(8) 1-yr alw per 100 equip cntgcy	(9) Depot maint alw per 100 equip	(10) Illustration	
						(a)	(b)	(c)	(a)	(b)	(c)			(a) Figure no.	(b) Item no.
						1-20	21-50	51-100	1-20	21-50	51-100				
PAFZZ	1005-253-5880	PLATE, COVER: 11643928-2 (19204)	A	EA	1	38	6
PAFZZ	5330-584-1840	PACKING, PERFORMED: SYN-RBR, 0489 ID, 069 OD 0.070H MS28775-014(96906)	A	EA	1	38	7
PAFZZ	1005-130-5476	PLUG, VALVE ASSEMBLY: 11643927(19204)	D	EA	2	38	8
PAFZZ	1015-570-6966	SPRING, HELICAL, COMPRESSION: 7971351(19204)	A	EA	1	38	9
PAFZZ	1005-131-1894	SPRING, HELICAL COMPRESSION: 11643924(19207)	A	EA	1	38	10
PAFZZ	1005-132-4875	CUP, VALVE ASSEMBLY: 7971360(19204)	A	EA	2	38	11
PAFZZ	1005-130-5477	PLUG, GUIDE, VALVE: 11643930(19204)	A	EA	2	38	12
PAFZZ	5330-842-5505	RETAINER, PACKING: MS28774-010(96906)	A	EA	2	38	13
PAFZZ	5330-584-0266	PACKING, PREFORMED: -O- RING, CLASS MATERIAL, HIGH FLEX, 1/16 THK, 1/4 ID MS28775-010 (96906)	B	EA	2	38	14
PAFZZ	5360-570-6965	SPRING: 7971350 (19204)	D	EA	2	38	15
PAFZZ	1005-132-0895	GUIDE, VALVE ASSEMBLY: 7971361(19204)	A	EA	2	38	16
PAFZZ	3110-151-9208	BALL, BEARING: MS19060-23 (96906)	A	EA	2	38	17
PAFZZ	5330-579-7916	PACKING, PREFORMED: -O- RING, LOW-FLEX, 3/32 MS28775-115 (96906)	D	EA	1	38	18
PAFZZ	1005-220-5171	SPRING, HELICAL, COMPRESSION: 11644381(19207)	A	EA	1	38	19
PAFZZ	5365-235-5747	SHIM: 11652966 (19204)	D	EA	1	38	20
PAFZZ	1005-131-1909	GUIDE, VALVE: 11643929 (19204)	A	EA	1	38	21
PAFZZ	3110-183-9175	BALL, BEARING: MS134352(96906)	A	EA	1	38	22
XAFZZ	BODY ASSEMBLY: MATCHED SET W/SPOOL 7973735 1163933(19204)	A	EA	1	38	23
XAFZZ	SPOOL: MATCHED W/BODY ASSEMBLY 11643933 7973735(19204)	A	EA	1	38	24

Section IV. REPAIR PARTS LIST-Continued

(1) SMR Code	(2) Federal Stock Number	(3) Description Reference Number & Mfr. Code Usable on Code		(4) Unit of meas	(5) Qty inc in unit	(6) 30 day DS maint allowance			(7) 30-day GS maint allowance			(8) 1-yr alw per 100 equip cntgcy	(9) Depot maint alw per 100 equip	(10) Illustration	
						(a) 1-20	(b) 21-50	(c) 51-100	(a) 1-20	(b) 21-50	(c) 51-100			(a) Figure no.	(b) Item no.
GROUP 6001 CRADLE RIPPER FRONT SIGHT ASSEMBLY BRACKET ASSEMBLY: A 11619474(19204) EA THUMB SCREW ASSEMBLY: EA 10942215(19204) EA SIGHT. GUN FRONT: E 10942215(19204) EA HOLDER: E 10942219 (19204) EA PIN. SPRING: STL, PHOS-CTD. TUBR, SLTD, 0.188 DIA, 0.750 EA MS 16562-142 (96906) A WASHER. FLAT: STL, CD-PLD W/CHROMATE FIN., 0.406 ID, 0.812 OD, 0.080 MAX THK EA MS27183-14 (96906) EA															

Section IV. REPAIR PARTS LIST-Continued

(1) SMR Code	(2) Federal Stock Number	(3) Description Reference Number & Mfr. Code Usable on Code		(4) Unit of meas	(5) Qty inc in unit	(6) 30 day DS maint allowance			(7) 30-day GS maint allowance			(8) 1-yr alw per 100 equip cntgcy	(9) Depot maint alw per 100 equip	(10) Illustration	
						(a) 1-20	(b) 21-50	(c) 51-100	(a) 1-20	(b) 21-50	(c) 51-100			(a) Figure no.	(b) Item no.
PAOZZ	5315-052-6697	PIN, SPRING: S STL, PHOS-CTD, 3/16 DIA, % LG MS16562-411 (96906)	A	EA	1	40	8	
PAOZZ	5315-458-2034	PIN. STRAIGHT. HEADLESS: 10942223 (19204)	A	EA	1	40	9	
PAOZZ	1005-939-3958	SPRING, HELICAL. TORSION: 10942218(19204)	A	EA	2	40	10	
PAOZZ	1005-411-2574	PLATE ASSEMBLY: 10942220(19204)	A	EA	1	40	11	
PAOZZ	1005-021-2447	BRACKET: 11619473(19204)	A	EA	1	40	12	
GROUP 6005															
AMMUNITION FLEXIBLE FEED CHUTE ASSEMBLY															
PAOZZ	1005-052-3859	COVER. AMMUNITION CHUTE. FLEXIBLE: 11635824(19204)	A	EA	1	41	1	
AOZZ	CHUTE ASSEMBLY: 11621468 (19204)	A	EA	1	41	2	
PAOZZ	1005-933-1164	GUN, END AMMO CHUTE: 11621468-1(19204)	A	EA	1	41	3	
PAOZZ	1005-933-1165	LINK: 11621468-2(19204)	A	EA	1	41	4	
PAOZZ	1005-933-1166	LINK: 11621468-3(190204)	A	EA	1	41	5	
PAOZZ	1005-933-1167	LINK: 11621468-4(19204)	A	EA	1	41	6	
PAOZZ	1005-933-1168	LINK: 11621468-5(19204)	A	EA	1	41	7	
PAOZZ	1005-933-1169	LINK: 11621468-6(19204)	A	EA	1	41	8	
PAOZZ	1005-933-1170	LINK: 11621468-7(19204)	A	EA	20	41	9	
PAOZZ	1005-933-1171	BOX END AMMO CHUTE: 11621468-8(19204)	A	EA	1	41	10	
GROUP 6005															
CARTRIDGE CASE EJECTION CHUTE ASSEMBLY															
FFZZ	CHUTE ASSEMBLY: SPENT BRASS 11619215(19204)	A	EA	1	42	1	

Section IV. REPAIR PARTS LIST-Continued

(1) SMR Code	(2) Federal Stock Number	(3) Description Reference Number & Mfr. Code Usable on Code		(4) Unit of meas	(5) Qty inc in unit	(6) 30 day DS maint allowance			(7) 30-day GS maint allowance			(8) 1-yr alw per 100 equip cntgcy	(9) Depot maint alw per 100 equip	(10) Illustration	
						(a) 1-20	(b) 21-50	(c) 51-100	(a) 1-20	(b) 21-50	(c) 51-100			(a) Figure no.	(b) Item no.
PAOZZ	1005-933-1154	LEVER: SPENT BRASS CHUTE DOOR 11605271(19204)	A	EA	1	42	3	
PAOZZ	5315-936-8356	PIN: 11605267(19204)	A	EA	1	42	4	
PAOZZ	1005-933-1153	DOOR ASSEMBLY: SPENT BRASS CHUTE (WELDMNT) 11605266(19204)	A	EA	1	42	5	
PBFZZ	1005-724-1523	CHUTE. ASSEMBLY: SPENT BRASS (WELDMNT) 11605253(19204)	A	EA	1	42	6	
PAFZZ	5310-825-1304	NUT, PLAIN, KNURLED: 8438044 (19204)	A	EA	1	42	7	
GROUP 6005															
LINK EJECTION CHUTE ASSEMBLY															
PBFHH	1005-442-2288	CHUTE ASSEMBLY: 11618998 (19204)	A	EA	1	43	1	
PAOZZ	5315-843-7986	PIN, SPRING: 1/8 DIA. 1/2 LG MS16562-23(96906)	D	EA	1	43	2	
PAOZZ	5305-724-5804	SETSCREW: MS51964-39(96906)	A	EA	1	43	3	
PAOZZ	5315-936-2311	PIN: 11605269(19204)	A	EA	1	43	4	
PAOZZ	1005-052-3729	LEVER: 11605268(19204)	A	EA	1	43	5	
PAOZZ	5315-844-3958	PIN, SPRING: MS16562-26 (96906)	A	EA	2	43	6	
PAOZZ	1005-052-3833	SHAFT: 11619556(19204)	A	EA	1	43	7	
PAOZZ	1005-052-3834	DOOR ASSEMBLY: 1161556(19204)	A	EA	1	43	8	
PAFZZ	5310-987-1297	NUT: 7035292(19204)	A	EA	1	43	9	
AFFZZ	CHUTE ASSEMBLY: 11619557(19204)	A	EA	1	43	10	

Section IV. REPAIR PARTS LIST-Continued

(1) SMR Code	(2) Federal Stock Number	(3) Description Reference Number & Mfr. Code Usable on Code		(4) Unit of meas	(5) Qty inc in unit	(6) 30 day DS maint allowance			(7) 30-day GS maint allowance			(8) 1-yr alw per 100 equip cntgcy	(9) Depot maint alw per 100 equip	(10) Illustration				
						(a) 1-20	(b) 21-50	(c) 51-100	(a) 1-20	(b) 21-50	(c) 51-100			(a) Figure no.	(b) Item no.			
																GROUP 6009 SWITCH ASSEMBLY, SAFETY AND CHARGE SWITCH ASSEMBLY: 11635541(19204)		
PAFZZ	1005-023-5898			A	EA	1	44	2		
PAFZZ	5935-115-2307	CONNECTOR, PLUG, ELECTRICAL: MS27144-2(96906)		A	EA	1	44	3		
PAFZZ	5940-143-4780	TERMINAL, LUG: MS25036-108 (96906)		A	EA	3	44	3		
GROUP 6009 FIRING SAFETY LEVER CARTRIDGE CASE, LINK EJECTION CHUTE AND CONTROLS LEVER ASSEMBLY: 11635793(19204)																		
PBOZZ	1005-486-8295			A	EA	1	45	1		
PAOZZ	5315-811-5528	PIN: MS39086-161(19204)		A	EA	1	45	2		
PAOZZ	5315-938-5954	PIN, SHOULDER, HEADLESS: 10935830 (96906)		A	EA	1	45	3		
PAOZZ	1005-933-1136	SPRING: 10930909 (19204)		A	EA	1	45	4		
PAOZZ	5315-816-1794	PIN, COTTER: MS24665-285 (96906)		A	EA	2	45	5		
PAOZZ	5315-081-7042	PIN, STRAIGHT, HEADED: MS20392-7C37(96906)		A	EA	1	45	6		
PAOZZ	5305-954-8424	SCREW, CAP SOCKET HEAD: MS16998-18 (96906)		A	EA	2	45	7		
PAFZZ	1005-063-0226	PLATE ACTUATOR, SAFE TO CHARGE SWITCH: 11635769(19204)		A	EA	1	45	8		
PAOZZ	1005-933-1163	ACTUATOR, FIRING MECHANISM: 11635787 (19204)		A	EA	1	45	9		
XAOZZ	WIRE, STEEL, CORROSION RESISTING: (SEE BULK ISSUE FSN 9505-804-3814) QQW423(81348)		E	EA	V	45	10		
PAOZZ	5305-921-0929	SCREW, CAP, HEXAGON HEAD: MS18153-6(96906)		A	EA	4	45	11		
PAOZZ	5305-921-0890	SCREW, CAP, HEXAGON HEAD: MS18153-5(96906)		A	EA	1	45	12		
PAOZZ	1005-933-1149	GUIDE: 11594371(19204)		A	EA	1	45	13		
PAOZZ	5305-983-6658	SCREW, CAP, SOCKET HEAD: MS16998-41(96906)		A	EA	3	45	14		
PAOZZ	5310-865-9513	WASHER, FLAT: STL, CD-PLD W, /CHROMATE FIN., 9/32 ID, 1/2OD 0.89 THK, 1/4 SCREW SIZE 10910174-1(19204)		E	EA	12	45	15		

Section IV. REPAIR PARTS LIST-Continued

(1) SMR Code	(2) Federal Stock Number	(3) Description Reference Number & Mfr. Code Usable on Code		(4) Unit of meas	(5) Qty inc in unit	(6) 30 day DS maint allowance			(7) 30-day GS maint allowance			(8) 1-yr alw per 100 equip cntgcy	(9) Depot maint alw per 100 equip	(10) Illustration	
						(a) 1-20	(b) 21-50	(c) 51-100	(a) 1-20	(b) 21-50	(c) 51-100			(a) Figure no.	(b) Item no.
PAOZZ	5305-983-7428	SCREW, CAP, SOCKET HEAD: STL, CD-PLD W/CHROMATE FIN., NO. 10-32UNF-3A, 3/8 LG MS16998-26(96906)	A	EA	5	45	17	
PAOZZ	5310-721-7809	WASHER, LOCK: MS 35340-43 (96906)	A	EA	4	45	18	
PAOZZ	1005-021-2437	BRACKET: 11619292-1 (19204)	A	EA	1	45	19	
PAOZZ	1005-052-3735	BRACKET: EYE, NONROTATING 11619292-2(19204)	A	EA	1	45	20	
PAOZZ	1005-933-1152	PLATE: 11605263(19204)	A	EA	1	45	21	
PAFZZ	5305-068-0512	SCREW, CAP, HEXAGON HEAD: MS90727-4 (96906)	A	EA	2	45	22	
PAOZZ	5305-267-8950	SCREW, CAP, HEXAGON HEAD: MS90727-1(96906)	A	EA	2	45	23	
PAOZZ	5315-936-2311	PIN: 11605269 (19204)	A	EA	1	45	24	
PAOZZ	5340-282-7551	CLAMP, LOOP: MS21333-55 (96906)	A	EA	2	45	25	
PAOZZ	5340-282-7519	CLAMPS LOOP: MS21333-34 (96906)	A	EA	4	45	26	
PAOZZ	1005-933-1150	CONTROL: SPENT BRASS PUSH PULL 11602983-2(19204)	A	EA	1	45	27	
PAOZZ	5305-983-6659	SCREW, CAP. SOCKET HEAD:-: FL-FIL-HD, HEX-SOC AL, Y-STL, CD-P-I., 1/4-28 UNF-3A. 5/8 LG MS16998-42(96906)	F	EA	6	45	28	
PAOZZ	5305-267-8952	SCREW, CAP, HEXAGON HEAD: STL., CD-PLD W/CHROMATE, 1/4-28 UNF-2A, 1/2LG MS90727-3 (96906)	E	EA	2	45	29	
PAOZZ	5310-809-4058	WASHER, FLAT: STL, CD-PLD, 1/4 ID, 5/8 OD. 0.104 THK MS27183-10(96906)	D	EA	1	45	30	
PAOZZ	1005-055-9974	CONTROL, PUSH-PULL, FLEXIBLE: 11602983-10 (19204)	D	EA	1	45	31	
PAOZZ	5305-267-8953	SCREW, CAP, HEXAGON HEAD: MS90727-5(96906)	A	EA	4	45	32	
XAFZZ	LEVER ASSEMBLY: 11635788(19204)	A	EA	1	45	33	

Section IV. REPAIR PARTS LIST-Continued

(1) SMR Code	(2) Federal Stock Number	(3) Description Reference Number & Mfr. Code Usable on Code		(4) Unit of meas	(5) Qty inc in unit	(6) 30 day DS maint allowance			(7) 30-day GS maint allowance			(8) 1-yr alw per 100 equip cntgcy	(9) Depot maint alw per 100 equip	(10) Illustration	
						(a) 1-20	(b) 21-50	(c) 51-100	(a) 1-20	(b) 21-50	(c) 51-100			(a) Figure no.	(b) Item no.
PBFHH	1005-082-0053	BOX ASSEMBLY , AMMUNITION: 11619212(19204)	A	EA	1	46	1	
PAFZZ	5330-821-5464	SEAL: 11619434-3(19204)	A	EA	2	46	2	
PAFZZ	5330-821-5512	SEAL: 11619434-5(19204)	A	EA	1	46	3	
PAFZZ	5330-052-3752	SEAL: 11619434-2 (19204)	A	EA	1	46	4	
PAFZZ	5330-821-5496	SEAL: 11619434-4 (19204)	A	EA	1	46	5	
PAFZZ	1005-052-3799	COVER, AMMUNITION BOX: 11619433(19204)	A	EA	1	46	6	
PAOZZ	5310-208-4026	NUT, SELF-LOCKING, HEXAGON: MS20500-1032(96906)	A	EA	6	46	7	
PAOZZ	5310-809-8546	WASHER, FLAT MS27183-8(96906)	E	EA	29	46	8	
PAOZZ	5305-989-7435	SCREW, MACHINE: PAN-HD, STL, CD-PLD, NO.10- 3UNF-2A, 5/8 LG MS350207-264(96906)	E	EA	6	46	9	
PAOZZ	5340-079-7837	CLAMP, LOOP MS21333-67(96906)	A	EA	1	46	10	
PAOZZ	5325-060-0976	GROMMET, RUBBER: MS35490-7(96906)	A	EA	1	46	11	
PAOZZ	5330-052-3762	GASKET: 11619438(19204)	A	EA	1	46	12	
PAOZZ	5330-052-3761	GASKET: 11619437 (19204)	A	EA	1	46	13	
PAOZZ	1005-052-3754	COVER AMMUNITION BOX, SWITCH: (WELD) 11635782(19204)	A	EA	1	46	14	
PAOZZ	53490-990-7610	CLAMP, LOOP: MS21333-66(96906)	A	EA	1	46	15	
PAFZZ	5315-839-2325	PIN, COTTER: STL, CD-PLD W/CHROMMATE, 1/16 DIA, 1/2 LG MS24665-132(96906)	D	EA	1	46	16	
PAOZZ	5310-809-4058	WASHER, FLAT: STL, CD-PLD ¼ ID, 5/8 OD, 0.14 THK MS27183-10(96906)	D	EA	2	46	17	
POAZZ	5315-812-7433	PIN, STRAIGHT, HEADED: MS20392-3C55(96906)	A	EA	1	46	18	
PAOZZ	1005-052-3797	ACTUATOR ASSEMBLY: 11619471(19204)	A	EA	1	46	19	

Section IV. REPAIR PARTS LIST-Continued

(1) SMR Code	(2) Federal Stock Number	(3) Description Reference Number & Mfr. Code Usable on Code		(4) Unit of meas	(5) Qty inc in unit	(6) 30 day DS maint allowance			(7) 30-day GS maint allowance			(8) 1-yr alw per 100 equip cntgcy	(9) Depot maint alw per 100 equip	(10) Illustration	
						(a) 1-20	(b) 21-50	(c) 51-100	(a) 1-20	(b) 21-50	(c) 51-100			(a) Figure no.	(b) Item no.
PAOZZ	5930-057-7117	SWITCH, SENSITIVE: LOCK ROUND 10955982-1(19207)	A	EA	1	46	21	
PAFZZ	5935-926-3144	CONTACT, ELECTRICAL: MS27148-3(96906)	E	EA	1	46	22	
PAFZZ	5310-656-0067	WASHER, SLOTTED: 8724497(19204)	E	EA	5	46	23	
PAFZZ	5365-069-5440	RING, RETAINING: INT, STL, CD-PLD, 0.875 OD, 0.73 THK MS16629-1087(96906)	D	EA	1	46	24	
PAFZZ	5940-399-6676	TERMINAL, ASSEMBLY: 8338564(19204)	E	EA	1	46	25	
PAFZZ	5970-833-8562	INSULATOR BUSHING: 8338562(19204)	E	EA	1	46	26	
PAFZZ	5975-660-5962	CABLE NIPPLE, ELECTRICAL 8724494(19204)	E	EA	2	46	27	
PAOZZ	5325-276-4925	STUD: SNAP FASTENER MS27980-15B(96906)	A	EA	2	46	28	
PAFZZ	8315-935-6761	FASTENER, TAP/HOOK: MILF21840, TYPE 2, (81349)	A	FT	V	46	29	
XAFZZ		BOX ASSEMBLY: 11635820(19204)	A	EA	1	46	30	
<p>GROUP 6000 GUN CRADLE ASSEMBLY, COVER PLATES, BRACKETS, LATCHES AND RELATED PARTS</p>															
XBHHH	1005-082-0044	CRADLE ASSEMBLY, GUN: 11618991(19204)	A	EA	1	47	1	
PAOZZ	5306-051-4072	BOLT, MACHINE: HEX-HD, STL, CD-OR ZN-PLD W/CHROMATE, 5/16-24UNF-3A, 9/16 LG MS90727-30(96906)	A	EA	2	47	2	
PBOZZ	1005-253-1388	HANDLE, CRADLE COVER: 11652516(19204)	A	EA	1	47	3	
PAOZZ	5305-755-4867	THUMBSCREW ASSEMBLY: 10942215(19204)	E	EA	2	47	4	
PAOZZ	5306-050-1238	BOLT, MACHINE: HEX-HD, STL, CD-PLD W/CHROMATE, 5/16-24UNF-2A, 3/4 MAX LG MS90727-32 (96906)	E	EA	2	47	5	
PAOZZ	1005-021-2454	PLATE: 11619607(19204)	A	EA	1	47	6	

Section IV. REPAIR PARTS LIST-Continued

(1) SMR Code	(2) Federal Stock Number	(3) Description Reference Number & Mfr. Code Usable on Code		(4) Unit of meas	(5) Qty inc in unit	(6) 30 day DS maint allowance			(7) 30-day GS maint allowance			(8) 1-yr alw per 100 equip cntgcy	(9) Depot maint alw per 100 equip	(10) Illustration	
						(a) 1-20	(b) 21-50	(c) 51-100	(a) 1-20	(b) 21-50	(c) 51-100			(a) Figure no.	(b) Item no.
PAOZZ	5315-816-1794	PIN, COTTER: MS24665-285(96906)	A	EA	2	47	8	
PAOZZ	5315-903-5939	PIN, STRAIGHT, HEADED: MS20392-4C65 (96906)	A	EA	2	47	9	
PAOZZ	5306-051-4075	BOLT, MACHINE: MS90727-33 (96906)	A	EA	6	47	10	
PAOZZ	1005-021-2449	BRACKET: 11619576(19204)	A	EA	1	47	11	
PAOZZ	5305-269-3235	SCREW, CAP, HEXAGON HEAD: STL, CD-OR ZN- CHROMATE FIN., 3/8-24UNF-2A, 7/8 LG MS90727-59(96906)	E	EA	4	47	12	
PAOZZ	1005-021-2450	BRACKET: 11619577 (19204)	A	EA	1	47	13	
PAOZZ	5315-080-1934	PIN, STRAIGHT, HEADED: MS20392-4C45 (96906)	A	EA	1	47	14	
PAOZZ	1005-442-2292	BRACKET: 11644584 (96906)	A	EA	1	47	15	
PAOZZ	5360-454-5993	SPRING, HELICAL COMPRESSION: MS24585-1181 (96906)	A	EA	1	47	16	
PAOZZ	5305-728-6312	SETSCREW: MS51966-52(96906)	A	EA	1	47	17	
PAOZZ	5305-728-6309	SETSCREW: MS51966-49 (96906)	A	EA	1	47	18	
PAOZZ	1005-420-7806	LATCH, CRADLE COVER: 11644580(19204)	A	EA	1	47	19	
PAOZZ	1005-442-2291	BRACKET: 11644583(19204)	A	EA	1	47	20	
PAFZZ	1005-253-1390	COVER, ACCESS: 11619311(19204)	A	EA	1	47	21	
PAOZZ	5305-936-8359	SETSCREW ASSEMBLY: SELF-LOCKING 11619230(19204)	A	EA	1	47	22	
PAOZZ	1005-034-4343	SHAFT: 11635772(19204)	A	EA	1	47	23	
PAOZZ	1005-034-4331	SHAFT: 11635771(19204)	A	EA	1	47	24	
PAOZZ	5310-891-1758	NUT, PLAIN, HEXAGON: MS35691-6(96906)	A	EA	2	47	25	

Section IV. REPAIR PARTS LIST-Continued

(1) SMR Code	(2) Federal Stock Number	(3) Description Reference Number & Mfr. Code Usable on Code		(4) Unit of meas	(5) Qty inc in unit	(6) 30 day DS maint allowance			(7) 30-day GS maint allowance			(8) 1-yr alw per 100 equip cntgcy	(9) Depot maint alw per 100 equip	(10) Illustration	
						(a)	(b)	(c)	(a)	(b)	(c)			(a) Figure no.	(b) Item no.
						1-20	21-50	51-100	1-20	21-50	51-100				
PAOZZ	1005-021-2455	LEVER: 11619610 (19204)	A	EA	1	47	26
PAOZZ	5315-663-0693	PIN: NAS561PF3-7(80205)	A	EA	1	47	27
PAOZZ	1005-034-4336	SHAFT: 11619608 (19204)	A	EA	1	47	28
PAOZZ	5305-051-4078	BOLT, MACHINE: MS90727-36 (96906)	A	EA	1	47	29
AOOZZ	BRACKET ASSEMBLY: 11619-6111 (19204)	A	EA	1	47	30
PAOZZ	5315-814-3530	PIN, SPRING: STL, CD-PLD W /CHROMATE, 1/8 DIA, 5/8EA LG, SLTD MS16562-35(96906)	E	EA	1	47	31
PAOZZ	5935-021-2456	BRACKET: 11619611-1(19204)	A	EA	1	47	32
PAFZZ	5330-052-3836	SEAL, RUBBER STRIP: 8 LG 11619580(19204)	A	EA	V	47	33
PAOZZ	4730-908-6294	CLAMP, HOSE: MS35842-16(96906)	A	EA	3	47	34
PAOZZ	1005-402-2197	COVER, PROTECTIVE, FRONT: 11664755(19204)	A	EA	1	47	35
PAOZZ	1005-401-9565	STRAP ASSEMBLY, COVER: 11665264(19204)	A	EA	1	47	36
PAOZZ	4010-222-4494	WIRE ROPE: MILW1511(81349)	A	FT	V	47	37
PAOZZ	2590-851-4918	SLEEVE, COMPRESSION: 10946907-3(19204)	A	EA	4	47	38
PAOZZ	5340-885-7300	PIN, QUICK RELEASE: 11621565 (19204)	A	EA	2	47	39
PAOZZ	5315-841-7032	PIN, SPRING: MS9048-163 (96906)	A	EA	2	47	40
PAFZZ	5305-068-0512	SCREW, CAP, HEXAGON HEAD: MS90727-4(96906)	A	EA	2	47	41
PAOZZ	5305-267-8953	SCREW, CAP, HEXAGON HEAD: MS90727-5(96906)	A	EA	2	47	42
PAOZZ	5310-755-4866	WASHER, RING INSTALLATION: 10941915-1(19204)	E	EA	2	47	43
PAFZZ	5340-052-3840	HINGE: 11619585 (19204)	A	EA	1	47	44

Section IV. REPAIR PARTS LIST-Continued

(1) SMR Code	(2) Federal Stock Number	(3) Description Reference Number & Mfr. Code Usable on Code		(4) Unit of meas	(5) Qty inc in unit	(6) 30 day DS maint allowance			(7) 30-day GS maint allowance			(8) 1-yr alw per 100 equip cntgcy	(9) Depot maint alw per 100 equip	(10) Illustration	
						(a)	(b)	(c)	(a)	(b)	(c)			(a) Figure no.	(b) Item no.
						1-20	21-50	51-100	1-20	21-50	51-100				
PAFZZ	1005-052-3877	PLATE: 11619313(19204)	A	EA	1	47	45
PAOZZ	5305-269-3244	SCREW, CAP HEXAGON HEAD: MS90727-68(96906)	A	EA	1	47	46
PAOZZ	5310-877-5972	WASHER, FLAT: STL, CD-PLD W/CHROMATE FIN 0.46 ID, 0.750 OD, 0.190 THK 10910174-3(19204)	E	EA	1	47	47
PAOZZ	1005-357-0313	SIGHT, LOWER, FRONT: 8448846(19204)	A	EA	1	47	48
GROUP 6003															
CRADLE ELECTRICAL LEAD AND GUARD ASSEMBLY															
PAOZZ	5305-267-8950	SCREW, CAP, HEXAGON HEAD: MS90727-1(96906)	A	EA	2	48	1
PAOZZ	5340-282-7519	CLAMP, LOOP: MS21333-34(96906)	A	EA	2	48	2
PAOZZ	5305-983-6658	SCREW, CAP, SOCKET HEAD: MS16998-41(96906)	A	EA	6	48	3
PAOZZ	1005-132-4876	GUARD ASSEMBLY: 11652490(19204)	A	EA	1	48	4
PAFZZ	1005-057-7079	LEAD, ASSEMBLY, ELECTRICAL: 11635781(19204)	A	EA	1	48	5
PAFZZ	5310-209-0786	WASHER, LOCK: EXT, STL, CD-OR ZN-PLD W/CHROMATE FIN., 1/4 SCREW SIZE MS5335-33(96906)	E	EA	1	48	6
PAFZZ	5305-724-5814	SETSCREW: MS51964-67(96906)	A	EA	12	48	7
PAFZZ	5305-954-3938	SCREW, MACHINE MS35206-207(96906)	A	EA	2	48	8
PAOZZ	5310-543-5060	WASHER, LOCK, SPRING, HELICAL: MS35338-39 (96906)	A	EA	2	48	9
PAOZZ	5305-983-6651	SCREW, CAP, SOCKET HEAD: MS16998-27(96906)	A	EA	3	48	10
PAOZZ	5310-809-8546	WASHER, FLAT: MS27183-8 (96906)	E	EA	8	48	11
XBFZZ	1005-457-9338	PLATE: 11635540 (19204)	A	EA	1	48	12
PAFZZ	5340-088-1254	CLAMP, LOOP MS2133-104(96906)	A	EA	1	48	13
PAFZZ	5310-596-7691	WASHER, LOCK: EXT TEETH, STL, CD-OR ZN-PLD, NO.10 ID, 0.410 MAX OD, 0.025 MAX THK MS35335-32(96906)	A	EA	1	48	14

Section IV. REPAIR PARTS LIST-Continued

(1) SMR Code	(2) Federal Stock Number	(3) Description Reference Number & Mfr. Code Usable on Code		(4) Unit of meas	(5) Qty inc in unit	(6) 30 day DS maint allowance			(7) 30-day GS maint allowance			(8) 1-yr alw per 100 equip cntgcy	(9) Depot maint alw per 100 equip	(10) Illustration	
						(a)	(b)	(c)	(a)	(b)	(c)			(a) Figure no.	(b) Item no.
						1-20	21-50	51-100	1-20	21-50	51-100				
XAOZZ		GROUP 6011 CRADLE GUN GUIDES, PIN AND RELATED PARTS		EA	V	49	1	
PAFZZ	5305-087-9651	WIRE, STEEL, CORROSION RESISTING: (SEE BULK ISSUE FSN 9505-804-3814) QQW423 (81348)		E									49	2	
PAFZZ	5305-087-9651	SCREW, CAP, SOCKET HEAD: MS24678-26 (96906)		A	4	49	2	
PAOZZ	5310-865-9513	WASHER, FLAT: STL, CD-PLD W/CHROMATE FIN., 9 / 32 ID, 1/2 OD, 0.089 THK, 1/4 SCREW SIZE 10910174-1(19204)		EA	8	49	3	
PAFZZ	1005-933-1146	GUIDE: 10955610-2(19204)		E									49	4	
PAFZZ	1005-052-3850	SHIM: 0.001 THK 11619586-3(19204)		A	2	49	5	
PAFZZ	5305-226-7605	SCREW, CAP, SOCKET HEAD: MS24678-27(96906)		A	4	49	6	
PAFZZ	1005-933-1144	GUIDE: 10955609-2 (19204)		A	1	49	7	
PAFZZ	1005-052-3852	SHIM: 0.002 THK 11619586-4(19204)		A	2	49	8	
PAOZZ	4010-222-4494	WIRE ROPE: MILW1511(81349)		A	FT	V	49	9	
PAOZZ	2590-851-4918	SLEEVE, COMPRESSION: 10946907-3(19204)		EA	4	49	10	
PAOZZ	5315-422-2075	PIN, SPRING RETAINING: 11653256(19204)		A	2	49	11	
PAOZZ	5315-406-9066	PIN, STRAIGHT, HEADLESS: 10930892(19204)		A	2	49	12	
PAFZZ	1005-933-1145	GUIDE: 10955610-1(19204)		A	1	49	13	
PAFZZ	1005-052-3846	SHIM: 0.0017 THK 11619586-1(19204)		A	2	49	14	
PAFZZ	1005-933-1143	GUIDE: 10955609-1(19204)		A	1	49	15	
PAFZZ	1005-052-3849	SHIM: 0.002 THK 11619586-2(19204)		A	2	49	16	
PAOZZ	9905-936-8061	PLATE. INSTRUCTION: 11664818		A	1	49	17	
PAOZZ	5305-068-0513	SCREW, CAP, HEXAGON HEAD: STL, CD-PLD W/CHROMATIE.1/4-28UNF-2A, 0.750 LG MS90727-6(96906)		A	6	49	18	
				E											

Section IV. REPAIR PARTS LIST-Continued

(1) SMR Code	(2) Federal Stock Number	(3) Description Reference Number & Mfr. Code Usable on Code		(4) Unit of meas	(5) Qty inc in unit	(6) 30 day DS maint allowance			(7) 30-day GS maint allowance			(8) 1-yr alw per 100 equip cntgcy	(9) Depot maint alw per 100 equip	(10) Illustration	
						(a) 1-20	(b) 21-50	(c) 51-100	(a) 1-20	(b) 21-50	(c) 51-100			(a) Figure no.	(b) Item no.
PBFZZ	1005-481-3675	PLATE, GUN CRADLE: 11619342 (19204)	A	EA	1	49	20	
PBFZZ	1005-481-3674	PLATE, GUN CRADLE: 11619314(19204)	A	EA	1	49	21	
PAFZZ	5330-413-4376	GASKET: 11664752(19204)	A	EA	1	49	22	
PAOZZ	5310-913-7020	NUT, PLAIN, HEXAGON: MS51968-3(96906)	A	EA	10	49	23	
PAFZZ	5305-724-5819	SETSCREW: MS51964-72 (96906)	A	EA	4	49	24	
PAFZZ	5305-269-3246	SCREW, CAP, HEXAGON HEAD: MS90727-70 (96906)	A	EA	1	49	25	
PAFZZ	5305-269-3242	SCREW, CAP, HEXAGON HEAD: STL, CD-PLD, 3/8 24UNF-2A, 2 LG MS90727-66 (96906)	E	EA	1	49	26	
PAOZZ	5310-080-6004	WASHER, FLAT: STL, CD-PLD W/CHROMATE FIN., 0.406 ID, 0.812 OD, 0.080 MAX THK MS27183-14(96906)	E	EA	2	49	27	
PAFZZ	1005-132-4873	SHIM: 11652559(19204)	A	EA	V	49	28	
PAFZZ	1005-132-0893	BRACKET, ELEVATING CYLINDER: 11652558 (19204)	A	EA	1	49	29	
GROUP 6003 FIRING MECHANISM AND ELECTRICAL FIRING SOLENOID															
PAOZZ	5315-842-3044	PIN, COTTER: MS24665-283 (96906)	E	EA	2	50	1	
PAOZZ	5310-080-6004	WASHER, FLAT: STL, CD-PLD W/CHROMATE FIN., 0.406 ID, 0.812 OD, 0.080 MAX THK MS27183-14(96906)	E	EA	2	50	2	
PAOZZ	5315-936-2310	PIN: 10936175 (19204)	E	EA	1	50	3	
PAOZZ	5315-597-3693	PIN: MS171648(96906)	A	EA	2	50	4	
PAOZZ	5360-833-3074	SPRING, HELICAL COMPRESSION: MS24586-C201 (96906)	A	EA	1	50	5	
PAOZZ	1005-933-1148	LEVER: 11593793 (19204)	A	EA	1	50	6	

Section IV. REPAIR PARTS LIST-Continued

(1) SMR Code	(2) Federal Stock Number	(3) Description Reference Number & Mfr. Code Usable on Code		(4) Unit of meas	(5) Qty inc in unit	(6) 30 day DS maint allowance			(7) 30-day GS maint allowance			(8) 1-yr alw per 100 equip cntgcy	(9) Depot maint alw per 100 equip	(10) Illustration	
						(a) 1-20	(b) 21-50	(c) 51-100	(a) 1-20	(b) 21-50	(c) 51-100			(a) Figure no.	(b) Item no.
PAOZZ	5315-058-6115	PIN, SPRING: STL. PHOS-CTD, TUBR, SLTD, 0.188 DIA, 0.750 LG MS16562-142(96906)	A	EA	1	50	8	
PAFZZ	1005-227-8066	LEVER ASSEMBLY: 11593794(19204)	A	EA	1	50	9	
PAFZZ	5315-934-8324	PIN: 11593794(19204)	A	EA	2	50	10	
PAOZZ	5315-843-7986	PIN, SPRING: 1/8 DIA, 1/2 LG MS165662-33(96906)	D	EA	1	50	11	
PAFZZ	5315-531-9720	PIN, SPRING: MS9048-109(96906)	A	EA	1	50	12	
PAFZZ	1005-052-3738	PLUNGER: 11619331(19204)	A	EA	1	50	13	
PAFZZ	5340-891-1697	SPRING: MS24585-C96(96906)	A	EA	1	50	14	
PAFZZ	1005-052-3736	SLEEVE, PIN, FIRING MECHANISM: 11619330(19204)	A	EA	1	50	15	
PAFZZ	1005-472-3059	LEVER, FIRING MECHANISM: MAL-IRON, CD-PLD, 11619328(19204)	A	EA	1	50	16	
PAFZZ	5315-762-2641	PIN, SPRING: NAS561P10-18 (80205)	A	EA	1	50	17	
XAFZZ	PIN: 11635775(19204)	A	EA	1	50	18	
PAFZZ	5340-052-3740	CLEVIS: 11619332(19204)	A	EA	1	50	19	
PBFZZ	1005-933-1142	BAR PUSH: 10930921(19204)	A	EA	1	50	20	
PAOZZ	5305-983-7450	SCREW, CAP, SOCKET HEAD: MS16998-76 (96906)	A	EA	1	50	21	
PAOZZ	5310-891-1751	NUT, PLAIN, HEXAGON: MS35691-22 (96906)	A	EA	1	50	22	
PAOZZ	5305-267-8952	SCREW, CAP, HEXAGON HEAD: STL, CD-PLD W/CHROMATE, 1 /4-28UNF-2A, 1/2 LG MS90727-3(96906)	A	EA	1	50	23	
PAFZZ	1005-021-2453	PLATE: 11619588 1(19204)	A	EA	1	50	24	

Section IV. REPAIR PARTS LIST-Continued

(1) SMR Code	(2) Federal Stock Number	(3) Description Reference Number & Mfr. Code Usable on Code		(4) Unit of meas	(5) Qty inc in unit	(6) 30 day DS maint allowance			(7) 30-day GS maint allowance			(8) 1-yr alw per 100 equip cntgcy	(9) Depot maint alw per 100 equip	(10) Illustration	
						(a) 1-20	(b) 21-50	(c) 51-100	(a) 1-20	(b) 21-50	(c) 51-100			(a) Figure no.	(b) Item no.
PAOZZ	1005-406-4627	LINK, ACTUATING: 11653345(19204)	A	EA	1	50	26	
PAOZZ	5310-959-3218	NUT, PLAIN, HEXAGON: M527952-1 (96906)	A	EA	1	50	27	
PAOZZ	1005-406-4626	NUT, ADJUSTING: 11653346 (19204)	A	EA	1	50	28	
PAOZZ	5310-834-8736	NUT, PLAIN, HEXAGON: MS35691-2 (96906)	A	EA	1	50	29	
PAOZZ	5305-269-3237	SCREW, CAP, HEXAGON HEAD: STL, CD-PLD, : 3/8- 24UNF-2A, 1 1/8 LG	A	EA	4	50	30	
PAOZZ	5310-637-9541	MS9072761 (96906) WASHER, LOCK: SPLIT, MED, STL, CD- OR ZN-PLD W/CHROMATE FIN., 3/8 SCREW SIZE, 0.688 OD, 0.104 THK	A	EA	4	50	31	
PAFZZ	5340-833-8476	MS35338-46 (96906) CLAMP, LOOP:	E	EA	2	50	32	
PAOZZ	1005-357-0286	MS21333-122 (96906) SIGHT, LOWER, REAR: 8448841(19204)	A	EA	1	50	33	
PAOZZ	5310-058-1626	NUT, PLAIN, HEXAGON: MS35650-3382 (96906)	A	EA	1	50	34	
PAOHD	5945-413-4381	SOLENOID ASSEMBLY: (NEW CONFIGURATION) 11652908 (19204)	A	EA	1	50	35	
PAOZZ	1005-933-1157	LINK, ACTUATING: 11619343(19204)	A	EA	1	50	36	
PAFZZ	1005-034-4436	BOOT, DUST AND MOISTURE SEAL: OLD SOLENOID 11619582(19204)	A	EA	1	50	37	
PAOZZ	5945-023-5874	SOLENOID ASSEMBLY: (OLD CONFIGURATION) 11644104(19204)	A	EA	1	50	38	
PAOHD	5945-413-4381;	GROUP 6003 FIRING SOLENOID ASSEMBLY, ELECTRICAL SOLENOID ASSEMBLY: (NEW CONFIGURATION) 11652908(19204)	A	EA	1	51	1	
PAFZZ	5 305-984-6218	SCREW, MACHINE: MS35206-271(96906)	A	EA	4	51	2	
PAOZZ	5310-809-8546	WASHER, FLAT: MS27183-8(96906)	E	EA	4	51	3	

Section IV. REPAIR PARTS LIST-Continued

(1) SMR Code	(2) Federal Stock Number	(3) Description Reference Number & Mfr. Code Usable on Code		(4) Unit of meas	(5) Qty inc in unit	(6) 30 day DS maint allowance			(7) 30-day GS maint allowance			(8) 1-yr alw per 100 equip cntgcy	(9) Depot maint alw per 100 equip	(10) Illustration	
						(a)	(b)	(c)	(a)	(b)	(c)			(a) Figure no.	(b) Item no.
						1-20	21-50	51-100	1-20	21-50	51-100				
PAFZZ	5310-576-5752	WASHER, LOCK: MS: 15333-39 (96906)	A	EA	9	51	4
PAFZZ	5305-889-3000	SCREW, MACHINE: PAN-HD, CROSS-RECESS, STL, CD-PLD, NO. 6-32UNC-2A, 1/ 2 LG MS33206-230 (96906)	E	EA	4	51	5
PAFZZ	5310-082-1404	WASHER, FLAT: RND, STL, CD-HLD W/CHROMATE, 3/8 OD, 0.036 THK, NO. 6 SCREW SIZE M527183-6 (96906)	D	EA	4	51	6
PAFZZ	5310-579-0079	WASHER: R, LOCK: MS353333-37(96906)	A	EA	15	51	7
PAFZZ	3935-772-0488	CONNECTOR, RECEPTACLE, ELECTRICAL: 7720488 (19204)	A	EA	1	51	8
PAFZZ	5330-946-8344	GASKET: MS52000-5 (96906)	A	EA	1	51	9
PAFZZ	5330-402-9600	GASKET: 11652893 (19204)	A	EA	1	51	10
PAFZZ	1005-406-4625	HOUSING, RECEPTACLE: 11652906(19204)	A	EA	1	51	11
PAFZZ	5930-763-9061	SWITCH, PUSH: 11662510(19204)	A	EA	1	51	12
PAFZZ	5975-406-4629	BOOT, DUST AND MOISTURE SEAL: NEW SOLENOID 11652901(19204)	A	EA	1	51	13
XAFZZ	HOUSING ASSEMBLY: (WELD) SOLENOID 11652907(19204)	A	EA	1	51	14
XAFZZ	ADHESIVE: MILA46106 (81349) SEE BULK ISSUE (8040-867-4358)	A	EA	1	51	15
AFFZZ	GROUP 6009 GUN CHARGER CHANNEL ASSEMBLY CHANNEL ASSEMBLY: 11619180(19204)	A	EA	1	52	1
PAFZZ	5305-225-9451	SCREW, CAP, SOCKET HEAD: MS16996-31(96906)	A	EA	2	52	2
PAFZZ	5305-978-9368	SCREW, CAP, SOCKET HEAD: MS16997-30(96906)	A	EA	5	52	3
PAFZZ	1005-021-2436	GUIDE: CHAIN END, REAR 11619206(19204)	A	EA	1	52	4
PAFZZ	1005-021-2435	GUIDE: CHAIN 11635803(19204)	A	EA	2	52	5

Section IV. REPAIR PARTS LIST-Continued

(1) SMR Code	(2) Federal Stock Number	(3) Description Reference Number & Mfr. Code Usable on Code		(4) Unit of meas	(5) Qty inc in unit	(6) 30 day DS maint allowance			(7) 30-day GS maint allowance			(8) 1-yr alw per 100 equip cntgcy	(9) Depot maint alw per 100 equip	(10) Illustration	
						(a) 1-20	(b) 21-50	(c) 51-100	(a) 1-20	(b) 21-50	(c) 51-100			(a) Figure no.	(b) Item no.
PAFZZ	5310-045-3299	WASHER, LOCK: M135338-42 (96906)	A	EA	3	52	7	
PAFZZ	1005-021-2461	GUIDE: CHAIN END, FRONT 11619657(19204)	A	EA	1	52	8	
PAFZZ	1005-034-4301	SPROCKET, WHEEL: 116192183(19204)	A	EA	1	52	9	
PAFZZ	1005-052-3734	CHAIN ASSEMBLY: 11619204(19204)	A	EA	1	52	10	
AFFZZ	SLIDE ASSEMBLY: 11619671(19204)	A	EA	1	52	11	
PAFZZ	5315-053-1269	PIN: 11619199(19204)	A	EA	1	52	12	
PAFZZ	1005-021-2431	DOG: 11635812(19204)	A	EA	1	52	13	
PAFZZ	1005-034-4425	SPRING, HELICAL, COMPRESSION: 11619633 (19204)	A	EA	1	52	14	
PAFZZ	1005-023-5872	SLIDE: 11619186(19204)	A	EA	1	52	15	
PAFZZ	1005-021-2432	GUIDE: 11619190(19204)	A	EA	1	52	16	
PAFZZ	5305-984-4984	SCREW, MACHINE: MS35206-227 (96906)	A	EA	1	52	17	
PAFZZ	5310-045-4007	WASHER, LOCK: NO. 6 MS35338-41 (96906)	E	EA	1	52	18	
PAFZZ	1005-023-5894	SPRING: 11619632(19204)	A	EA	1	52	19	
PAFZZ	5310-809-8544	WASHER, FLAT: MS27183-7 (96906)	A	EA	4	52	20	
PAFZZ	1005-052-3841	CAM: 11619585(19204)	A	EA	1	52	21	
PAFZZ	1005-854-6566 11635806	SHIM: (19204)	A	EA	1	52	22	
AFFZZ	ACTUATOR ASSEMBLY 11619631(19204)	A	EA	1	52	23	
PAFZZ	5315-935-3537	PIN: 11619654(19204)	A	EA	1	52	24	
PAFZZ	5315-053-1242	PIN: 11619194 (19204)	A	EA	2	52	25	

Section IV. REPAIR PARTS LIST-Continued

(1) SMR Code	(2) Federal Stock Number	(3) Description Reference Number & Mfr. Code Usable on Code		(4) Unit of meas	(5) Qty inc in unit	(6) 30 day DS maint allowance			(7) 30-day GS maint allowance			(8) 1-yr alw per 100 equip cntgcy	(9) Depot maint alw per 100 equip	(10) Illustration	
						(a) 1-20	(b) 21-50	(c) 51-100	(a) 1-20	(b) 21-50	(c) 51-100			(a) Figure no.	(b) Item no.
AFFZZ	PLATE ASSEMBLY: 11619185(19204)	A	EA	1	52	27	
PAFZZ	1005-034-4446	PLATE, GUN CHARGER: 1619185-1(19204)	A	EA	1	52	28	
PAFZZ	5305-954-3938	SCREW MACHINE: M535206-207 (96906)	A	EA	2	52	29	
PAFZZ	5310-543-5060	WASHER, LOCK, SPRING. HELICAL MS35338-39 (96906)	A	EA	2	52	30	
PAFZZ	1005-021-2462	SWITCH ASSEMBLY: 11635804 (19204)	A	EA	1	52	31	
PAOZZ	5305-267-8950	SCREW, CAP, HEXAGON HEAD: MS90727-1 (96906)	A	EA	1	52	32	
PAOZZ	5340-282-7519	CLAMP, LOOP: MS21333-34 (96906)	A	EA	4	52	33	
PAFZZ	1005-021-2457	BUSHING, PIVOT: 11619618 (19204)	A	EA	1	52	34	
PAFZZ	1005-021-2433	ROLLER: 11619193 (19204)	A	EA	1	52	35	
PAFZZ	1005-052-3733	CHANNEL: 11619179(19204)	A	EA	1	52	36	
		GROUP 6008													
AFFHH	1005-082-0057	LINK ALIGNER ASSEMBLY													
AFFHH	1005-082-0057	ALIGNER ASSEMBLY, LINK: 11619214 (19204)	A	EA	1	53	1	
PAFZZ	5310-891-1752	NUT, PLAIN, HEXAGON: MS35691-14 (96906)	A	EA	2	53	2	
PAFZZ	1005-021-2441	CLAMP: 11619395 (19204)	A	EA	2	53	3	
PAFZZ	5340-064-6167	SPRING, HELICAL, COMPRESSION: MS24585-C326 (96906)	A	EA	2	53	4	
PAFZZ	5315-844-3942	PIN, SPRING: MS 16562-6 (96906)	A	EA	1	53	5	
PAOZZ	5305-936-8359	SETSCREW ASSEMBLY: SELF-LOCKING 11619230 (19204)	A	EA	1	53	6	
PAFZZ	1005-034-4329	SHAFT, STRAIGHT: 11635774 (19204)	A	EA	1	53	7	
PAFZZ	5315-021-2442	PIN: 11635773 (19204)	A	EA	1	53	8	

Section IV. REPAIR PARTS LIST-Continued

(1) SMR Code	(2) Federal Stock Number	(3) Description Reference Number & Mfr. Code Usable on Code		(4) Unit of meas	(5) Qty inc in unit	(6) 30 day DS maint allowance			(7) 30-day GS maint allowance			(8) 1-yr alw per 100 equip cntgcy	(9) Depot maint alw per 100 equip	(10) Illustration	
						(a) 1-20	(b) 21-50	(c) 51-100	(a) 1-20	(b) 21-50	(c) 51-100			(a) Figure no.	(b) Item no.
PAFZZ	5310-877-5973	WASHER, FLAT: 10910174-2(19204)	F	EA	1	53	10	
PAOZZ	5305-267-8953	SCREW, CAP, HEXAGON HEAD: MS900727-5 (96906)	A	EA	4	53	11	
PAFZZ	1005-023-5890	BODY, COVER LATCH: F, 11619394(19204)	A	EA	2	53	12	
PAFZZ	5305-267-8951	SCREW, CAP, HEXAGON, HEAD: STL, CD-PLD W / CHROMATE FIN., 1/ 4-28UNF-2A, 7/16 LG MS90727-2 (96906)	E	EA	2	53	13	
PAFZZ	1005-021-2439	GUIDE: 1161939-1(19204)	A	EA	1	53	14	
PAFZZ	1005-055-9978	SHIM: 1161939-1(19204)	A	EA	V	53	15	
PAFZZ	1005-055-9979	SHIM: 11619389-2 (19204)	A	EA	V	53	15	
PAFZZ	1005-056-0000	SHIM: 11619389-3 (19204)	A	EA	V	53	15	
PAFZZ	1005-056-0019	SHIM: 11619389-4 (19204)	A	EA	V	53	15	
PAOZZ	5325-276-4925	STUD: SNAP FASTENER MS27980-15B (96906)	A	EA	4	53	16	
PAFZZ	8315-935-6761	FASTENER, TAPE/HOOK: MILF21840, TYPE 2, (813491)	A	FT	V	53	17	
PAOZZ	5305-983-6658	SCREW, CAP, SOCKET HEAD: MS16998-41 (96906)	A	EA	2	53	18	
PAFZZ	5305-983-6657	SCREW, CAP, SOCKET HEAD: MS16998-41 (96906)	A	EA	2	53	19	
PAFZZ	5315-844-3953	PIN, SPRING: M516562-15 (96906)	A	EA	2	53	20	
PAFZZ	5315-081-7876	PIN, STRAIGHT, HEADED: MS20392-3C27(96906)	A	EA	2	53	21	
PAOZZ	5305-267-8950	SCREW, CAP, HEXAGON HEAD: MS90727-1 (96906)	A	EA	2	53	22	
PAFZZ	5340-021-2440	HINGE: 11619392 (19204)	A	EA	1	53	23	
PAFZZ	5305-952-0759	SCREW, MACHINE : : MS35207-276 (96906)	A	EA	1	53	24	

Section IV. REPAIR PARTS LIST-Continued

(1) SMR Code	(2) Federal Stock Number	(3) Description Reference Number & Mfr. Code Usable on Code		(4) Unit of meas	(5) Qty inc in unit	(6) 30 day DS maint allowance			(7) 30-day GS maint allowance			(8) 1-yr alw per 100 equip cntgcy	(9) Depot maint alw per 100 equip	(10) Illustration	
						(a)	(b)	(c)	(a)	(b)	(c)			(a) Figure no.	(b) Item no.
						1-20	21-50	51-100	1-20	21-50	51-100				
PAOZZ	5305-267-8952	SCREW, CAP, HEXAGON HEAD: STL, CD-PLD, W / CHROMATE, 1/4-28UNF-2A, 1/2 LG MS90727-3 (96906)		EA	8	53	25
PAFZZ	1005-021-2448	BRACKET 11635822 (19204)		EA	1	53	26
PAFZZ	5305-844-6185	SCREW, CAP, SOCKET HEAD: MS24668-11 (96906)		EA	4	53	27
PAFZZ	5340-023-5892	STRIKE: 11619398 (19204)		EA	2	53	28
PAFZZ	1005-052-3745	COVER ASSEMBLY: 11635783 (19204)		EA	1	53	29
PAOZZ	5305-068-0513	SCREW, CAP, HEXAGON HEAD: STL, CD-PLD W / CHROMATE, 1/4-28UNF-2A, 0.750 LG MS90727-6 (96906)		EA	1	53	30
PAFZZ	1005-034-4254	SPACER, SLEEVE: 11619587 (19204)		EA	1	53	31
PAFZZ	1005-021-2444	BRACE ASSEMBLY: 11619404 (19204)		EA	1	53	32
PAOZZ	5310-865-9513	WASHER, FLAT: STL, CD-PLD W/CHROMATE FIN., 9/32 ID, 1/2 OD, 0.089 THK, 1/4 SCREW SIZE 10910174-1 (19204)		EA	1	53	33
PAOZZ	5306-051-4075	BOLT, MACHINE: MS90727-33 (19204)		EA	6	53	34
PAFZZ	5310-905-0757	WASHER, FLAT: 10941915-2 (19204)		EA	6	53	35
PAFZZ	5305-984-6206	SCREW, MACHINE: MS35206-259 (96906)		EA	11	53	36
PAFZZ	5325-058-0493	GROMMET, RUBBER: MS35490-2 (96906)		EA	1	53	37
PAFZZ	5330-023-5887	SEAL, SPROCKET COVER: 11619382 (19204)		EA	1	53	38
PAFZZ	5330-023-5889	SEAL, SPROCKET COVER: 11619383 (19204)		EA	1	53	39
PAFZZ	1005-052-3743	COVER, SPROCKET: 1169384 (19204)		EA	1	53	40
PAFZZ	5305-267-8955	SCREW: MS90727-11 (96906)		EA	4	53	41
PAFZZ	3130-023-5885	SUPPORT: 11619380 (19204)		EA	2	53	42
PAFZZ	3110-732-2818	BEARING BALL, AIR FRAME: MS27261-KSP6A (96906)		EA	2	53	43

Section IV. REPAIR PARTS LIST-Continued

(1) SMR Code	(2) Federal Stock Number	(3) Description Reference Number & Mfr. Code Usable on Code		(4) Unit of meas	(5) Qty inc in unit	(6) 30 day DS maint allowance			(7) 30-day GS maint allowance			(8) 1-yr alw per 100 equip cntgcy	(9) Depot maint alw per 100 equip	(10) Illustration	
						(a) 1-20	(b) 21-50	(c) 51-100	(a) 1-20	(b) 21-50	(c) 51-100			(a) Figure no.	(b) Item no.
PAFZZ	1005-023-5884	SLIDE: 11619378 (19204)	A	EA	1	53	45	
PAFZZ	1005-023-5875	SLIDE: 11619377 (19204)	A	EA	1	53	46	
PAFZZ	1005-021-2438	BODY ASSEMBLY 11635823 (19204)	A	EA	1	53	47	
GROUP 6007															
LUBRICATOR MANFOLD ASSEMBLY															
AFFZZ	MANIFOLD ASSEMBLY 11619463 (19204)	A	EA	1	54	1	
PAFZZ	1005-052-3788	RETAINER: 11619459 (19204)	A	EA	2	54	2	
PAFZZ	5330-248-3843	PACKING, PERFORMED MS29513-15 (96906)	A	EA	2	54	3	
PAFZZ	5334-064-6185	SPRING, HELICAL, COMPRESSION: MS24585-C26 (96906)	A	EA	2	54	4	
PAFZZ	1005-052-3787	PLUNGER: 11619458 (19204)	A	EA	2	54	5	
PAFZZ	5330-733-2208	PACKING, PREFORMED: MS29513-112 (96906)	A	EA	2	54	6	
PAOZZ	5305-935-2992	SCREW, SELF-LOCKING 11619464 (19204)		EA	2	54	7	
PAFZZ	1005-052-3789	BODY: 11619460 (19204)	A	EA	2	54	8	
PAFZZ	5330-250-0226	PACKING, PREFORMED MS29513-212 (96906)	A	EA	2	54	9	
PAFZZ	5330-250-0224	PACKING, PREFORMED MS29513-020 (96906)	A	EA	2	54	10	
PAFZZ	4730-993-9265	CLAMP, AMMO LUBE PLASTIC TUBING 8412282 (19204)	A	EA	2	54	11	
PAFZZ	4710-054-2597	TUBING, PLASTIC: 1/2 LG 11602783-1 (19204)	A	EA	1	54	12	
PAOZZ	5305-983-6659	SCREW, CAP, SOCKET HEAD: FL-FIL-HD, HEX-SOC, AL Y-STL, CD-PLD, 1/4-28UNF-3A, 5/8 LG MS16998-42 (96906)	F	EA	1	54	13	
PAFZZ	1005-052-3794	BLOCK, AMMUNITION LUBRICATION: 11619461 (19204)	A	EA	1	54	14	
PAFZZ	5330-248-3838	PACKING, PREFORMED: MS29513-013 (96906)	A	EA	1	54	15	

Section IV. REPAIR PARTS LIST-Continued

(1) SMR Code	(2) Federal Stock Number	(3) Description Reference Number & Mfr. Code Usable on Code		(4) Unit of meas	(5) Qty inc in unit	(6) 30 day DS maint allowance			(7) 30-day GS maint allowance			(8) 1-yr alw per 100 equip cntgcy	(9) Depot maint alw per 100 equip	(10) Illustration	
						(a)	(b)	(c)	(a)	(b)	(c)			(a) Figure no.	(b) Item no.
						1-20	21-50	51-100	1-20	21-50	51-100				
PAOZZ	5315-814-3530	PIN, SPRING: STL, CD-PLD W /CHROMATE, 1/8 DIA, 5/8EA LG, SLTD		2		54	16	
PAFZZ	1005-021-2445	MS16562-35 (96906) LEVER:		E	1	54	17	
PAFZZ	1005-062-4450	11619406(19204) SHAFT:		A	1	54	18	
PAFZZ	5340-064-6167	11619408 (19204) SPRING, HELICAL, COMPRESSION:		A	1	54	19	
PAFZZ	5305-983-6665	MS24585-C326 (96906) SCREW, CAP, SOCKET HEAD:		A	2	54	20	
PAFZZ	1005-021-2446	MS16998-48 (96906) BODY:		A	1	54	21	
PAFZZ	1005-052-3796	11619407 (19204) MANIFOLD:		A	1	54	22	
		11619462 (19204)		A											
		GROUP 6007													
		AMMUNITION LUBRICATOR CYLINDER ASSEMBLY													
AFFZZ	CYLINDER ASSEMBLY:		A	1	55	1	
PAOZZ	5305-954-8424	11619483(19204) SCREW, CAP, SOCKET HEAD:		A	1	55	2	
PAFZZ	1005-052-3764	MS16998-18 (96906) SPRING:		A	1	55	3	
PAFZZ	1005-052-3765	11635770 (19204) HANDLE:		A	1	55	4	
PAFZZ	5305-978-9379	11619449(19204) SCREW, CAP, SOCKET HEAD: HEX-SOC, STL, PHOS-CTD, 1/4-20UNC-3A, -5/8 LG		A	3	55	5	
PAFZZ	5315-814-3531	MS16991-59 (96906) PIN, SPRING:		A	1	55	6	
PAFZZ	5305-225-3841	MS16562-50 (96906) SCREW, CAP, HEXAGON HEAD:		A	1	55	7	
PAOZZ	5310-865-9513	MS90728-11 (96906) WASHER. FLAT: STL, CD-PLD W/CHROMATE FIN., 9/32 ID, 1/2 OD, 0.089 THK, 1/4 SCREW SIZE		A	13	55	8	
PAFZZ	1005-052-3781	10910174-1 (19204) GUIDE ASSEMBLY:		E	1	55	9	
PAFZZ	5315-806-0217	11619454 (19204) PIN, SPRING:		A	1	55	10	
		MS9048-227(96906)		A											

Section IV. REPAIR PARTS LIST-Continued

(1) SMR Code	(2) Federal Stock Number	(3) Description Reference Number & Mfr. Code Usable on Code		(4) Unit of meas	(5) Qty inc in unit	(6) 30 day DS maint allowance			(7) 30-day GS maint allowance			(8) 1-yr alw per 100 equip cntgcy	(9) Depot maint alw per 100 equip	(10) Illustration	
						(a)	(b)	(c)	(a)	(b)	(c)			(a) Figure no.	(b) Item no.
						1-20	21-50	51-100	1-20	21-50	51-100				
PAFZZ	1005-052-3778	SLIDE: 11635784 (19204)	A	EA	1	55	11
PAFZZ	4010-052-3780	WIRE ROPE: 11619453 (19204)	A	EA	1	55	12
PAFZZ	5305-984-6189	SCREW, MACHINE; MS35206-241 (96906)	A	EA	4	55	13
PAFZZ	1005-052-3766	COVER: 11619450 (19204)	A	EA	1	55	14
PAFZZ	5315-839-2326	PIN: MS24665-281 (96906)	A	EA	2	55	15
PAFZZ	5315-023-4498	PIN, STRAIGHT, HEADED: MS20392-4C35 (96906)	A	EA	1	55	16
PAFZZ	5315-080-1936	PIN, STRAIGHT, HEADED: MS20392-4C51 (96906)	A	EA	1	55	17
PAFZZ	1005-054-8431	PULLEY: 11619447(19204)	A	EA	2	55	18
POAZZ	5310-891-1758	NUT, PLAIN, HEXAGON: MS35691-6 (96906)	A	EA	8	55	19
PAFZZ	5306-059-5832	ROD, THREADED END: 11619446 (19204)	A	EA	4	55	20
PAFZZ	5305-978-9380	SCREW, CAP, SOCKET HEAD: MS16997-61 (96906)	A	EA	4	55	21
PAFZZ	1005-052-3770	END: 11619451 (19204)	A	EA	1	55	22
PAFZZ	1005-052-3763	BLOCK: 11619445 (19204)	A	EA	1	55	23
PAOZZ	2915-202-5939	VALVE: MS28882-6 (96906)	A	EA	1	55	24
PAOZZ	5330-263-8029	PACKING, PREFORMED; MS29512-05 (96906)	A	EA	1	55	25
PAOZZ	4730-196-9580	ADAPTER, STRAIGHT PIPE: AN816-6D (88044)	A	EA	1	55	26
PAOZZ	4730-230-8740	ELBOW, DRIVE: AN914-2D (88044)	A	EA	2	55	27
PAOZZ	5305-253-5614	SCREW, DRIVE: MS21318-20 (96906)	A	EA	2	55	28
PAOZZ	4010-016-8704	CHAIN: 10541429 (19200)	A	EA	1	55	29
PAOZZ	4730-824-0515	PLUG, PIPE: 11619522 (19204)	A	EA	1	55	30

Section IV. REPAIR PARTS LIST-Continued

(1) SMR Code	(2) Federal Stock Number	(3) Description Reference Number & Mfr. Code Usable on Code		(4) Unit of meas	(5) Qty inc in unit	(6) 30 day DS maint allowance			(7) 30-day GS maint allowance			(8) 1-yr alw per 100 equip cntgcy	(9) Depot maint alw per 100 equip	(10) Illustration	
						(a) 1-20	(b) 21-50	(c) 51-100	(a) 1-20	(b) 21-50	(c) 51-100			(a) Figure no.	(b) Item no.
PAFZZ	1005-054-8438	BUSHING, MACHINE THREAD: 11610172 (19204)	A	EA	1	55	32	
PAFZZ	1005-131-6279	PISTON, AMMUNITION: 11652554 (19204)	A	EA	1	55	33	
PAFZZ	5315-835-1240	PIN, SPRING: MS16562-30 (96906)	A	EA	1	55	34	
PAFZZ	5330-131-6276	SEAL, PLAIN: 11621483-1 (19204)	A	EA	1	55	35	
PAFZZ	5330-132-0886	PACKING. PREFORMED: 11652553 (19204)	A	EA	1	55	36	
PAFZZ	5315-840-0227	PIN. SPRING: MS16562-24 (96906)	A	EA	3	55	37	
PAFZZ	1005-052-37311	RETAINER: 1635776(19204)	A	EA	2	55	38	
PAFZZ	5365-805-6004	RING: MS16624-3025 (96906)	A	EA	8	55	39	
PAFZZ	5315-057-7115	PIN: 11619171 (19204)	A	EA	4	55	40	
PAFZZ	5360-821-5513	SPRING, NEGATOR: 11635786-2 (19204)	A	EA	2	55	41	
PAFZZ	5360-055-9975	SPRING, NEGATOR: 11635786-1 (19204)	A	EA	2	55	42	
PAFZZ	1005-052-3732	DRUM, SPRING: 11619169 (19204)	A	EA	4	55	43	
PAFZZ	5330-252-6057	PACKING PREFORMED: MS29513-332 (96906)	A	EA	1	55	44	
PAFZZ	1005-052-3794	BLOCK, AMMUNITION LUBRICATION: 11619461(19204)	A	EA	1	55	45	
PAFZZ	5330-248-3838	PACKING, PREFORMED: MS29513-013 (96906)	A	EA	1	55	46	
PAFZZ	1005-052-3'785	END: 11619457(19204)	A	EA	1	55	47	
PAFZZ	1005-052-3784	CYLINDER: 11635785 (19204)	A	EA	1	55	48	

Section IV. REPAIR PARTS LIST-Continued

(1) SMR Code	(2) Federal Stock Number	(3) Description Reference Number & Mfr. Code Usable on Code		(4) Unit of meas	(5) Qty inc in unit	(6) 30 day DS maint allowance			(7) 30-day GS maint allowance			(8) 1-yr alw per 100 equip cntgcy	(9) Depot maint alw per 100 equip	(10) Illustration	
						(a)	(b)	(c)	(a)	(b)	(c)			(a) Figure no.	(b) Item no.
						1-20	21-50	51-100	1-20	21-50	51-100				
ACFZZ	GROUP 6010		EA	1	56	1	
		GUN CHARGER, GEAR BOX ASSEMBLY													
PAFZZ	5305-269-3234	GEAR BOX ASSEMBLY: 11619653 (19204)		EA	3	56	2	
PAFZZ	5310-880-0625	SCREW, CAP, HEXAGON HEAD: STL, CD-PLD W / CHROMATE, 3 / 8-24UNF-2A, 3 / 4 LG MS90727-58 (96906)		F	3	56	3	
PAOZZ	5305-267-8952	WASHER, FLAT: 10941915-3 (19204)		A	1	56	4	
PAFZZ	1005-021-2434	SCREW, CAP, HEXAGON HEAD: STL, CD-PLD W / CHROMATE, 1 / 4-28UNF-2A, 1 / 2 LG MS90727-3 (96906)		E	1	56	5	
PAFZZ	3020-231-8741	GUARD: 11619197(19204)		A	1	56	6	
PAFZZ	3020-248-5789	LINK, CONNECTING, ROLLER CHAIN: MS421-351RC-2CLA (96906)		A	1	56	7	
PAFZZ	5305-723-9385	CHAIN ROLLER: MILSTD421 (81349)		A	2	56	8	
PAFZZ	1005-034-4305	SETSCREW: M551963-65 (96906)		A	1	56	9	
PAFZZ	3120-034-4252	SPROCKET, WHEEL: 11619203 (19204)		A	1	56	10	
PAFZZ	3120-027-2506	BEARING: 11619699 (19204)		A	2	56	11	
PAFZZ	1005-027-2509	BEARING, SLEEVE: 8684019 (19204)		A	1	56	12	
PAFZZ	3120-034-4253	SPACER, SLEEVE: 11619202(19204)		A	1	56	13	
PAFZZ	1005-023-5871	BEARING: 11619186 (19204)		A	1	56	14	
PAFZZ	5315-616-5526	SHAFT: 11635904(19204)		A	1	56	15	
PAFZZ	5310-052-3920	KEY, WOODRUFF: MS35756-8 (96906)		A	1	56	16	
PAOZZ	5305-267-8950	NUT: PLAIN ROUND 11619200 (19204)		A	3	56	17	
PAFZZ	1005-052-3815	SCREW, CAP, HEXAGON HEAD: MS90727-1 (96906)		A	1	56	18	
XAFZZ	COVER: 11635805 (19204)		A	V	56	19	
		WIRE, LOCK MS20995-C32 (96906)		A											

Section IV. REPAIR PARTS LIST-Continued

(1) SMR Code	(2) Federal Stock Number	(3) Description Reference Number & Mfr. Code Usable on Code		(4) Unit of meas	(5) Qty inc in unit	(6) 30 day DS maint allowance			(7) 30-day GS maint allowance			(8) 1-yr alw per 100 equip cntgcy	(9) Depot maint alw per 100 equip	(10) Illustration	
						(a)	(b)	(c)	(a)	(b)	(c)			(a) Figure no.	(b) Item no.
						1-20	21-50	51-100	1-20	21-50	51-100				
PAFZZ	5305-912-4831	SCREW, MACHINE: MS35276-269 (96906)	A	EA	1	56	20
PAFZZ	5305-721-4471	SCREW, MACHINE: AN501-A10-22 (88044)	A	EA	1	56	21
PAFZZ	5305-912-4819	SCREW, MACHINE: MS35276-367 (96906)	A	EA	1	56	22
PAFZZ	5310-934-9747	NUT, PLAIN, HEXAGON: MS35649-262- (96906)	A	EA	4	56	23
PAFZZ	5310-579-0079	WASHER, LOCK: MS35333-37 (96906)	A	EA	5	56	24
PAFZZ	5940-204-8966	TERMINAL, LUG MS25036-102 (96906)	A	EA	2	56	25
PAFZZ	5305-984-4984	SCREW, MACHINE: MS35206-227 (96906)	A	EA	4	56	26
PAFZZ	5340-857-2804	BRACKET, ANGLE: 11636144(19204)	A	EA	1	56	27
PAFZZ	5915-865-7690	FILTER, RADIO FREQUENCY: 11640150(19204)	A	EA	1	56	28
PAFZZ	6105-027-2504	MOTOR, DIRECT CURRENT: 11621540(19204)	A	EA	1	56	29
PAFZZ	5305-958-4346	SCREW, MACHINE: MS35207-215 (96906)	A	EA	4	56	30
PAFZZ	5310-543-2410	WASHER, LOCK: MS35338-40 (96906)	D	EA	4	56	31
PAFZZ	5310-950-1310	WASHER, FLAT: M527183-4 (96906)	A	EA	4	56	32
PAFZZ	5935-814-4120	CONNECTOR: MS3102R-145-2P (96906)	A	EA	1	56	33
PAOZZ	5305-267-8953	SCREW, CAP, -HEXAGON HEAD: MS90727-5 (96906)	A	EA	3	56	34
PAFZZ	1005-052-3832	SUPPORT: 11619554(19204)	A	EA	1	56	35
XAOZZ		GROUP 6010 SPEED REDUCER, GEAR BOX ASSEMBLY WIRE, STEEL, CORROSION RESISTING: (SEE BULK ISSUE FSN 9505-804-3814) QQW423 (81348)	E	EA	V	57	1
PADZZ	5305-579-4576	SCREW, MACHINE: DLD, FIL-HD MS35265-65 (96906)	A	EA	2	57	2
PADZZ	5315-061-5661	PIN: 11635433(19204)	A	EA	2	57	3

Section IV. REPAIR PARTS LIST-Continued

(1) SMR Code	(2) Federal Stock Number	(3) Description Reference Number & Mfr. Code Usable on Code		(4) Unit of meas	(5) Qty inc in unit	(6) 30 day DS maint allowance			(7) 30-day GS maint allowance			(8) 1-yr alw per 100 equip cntgcy	(9) Depot maint alw per 100 equip	(10) Illustration	
						(a)	(b)	(c)	(a)	(b)	(c)			(a) Figure no.	(b) Item no.
						1-20	21-50	51-100	1-20	21-50	51-100				
PADZZ	1005-057-7090	COVER: 11635438 (19204)	A	EA	1	57	4
PADZZ	5305-050-9227	SCREW, MACHINE: MS51957-61 (96906)	A	EA	4	57	5
PADZZ	3110-063-0227	PLATE, RETAINING: 11635817 (19204)	A	EA	1	57	6
PADZZ	5365-803-7303	RING: MS16624-1075 (96906)	A	EA	1	57	7
PADZZ	1005-057-7095	SPACER, STEPPED: 11636398 (19204)	A	EA	1	57	8
PADZZ	1005-055-9972	SPROCKET, WHEEL: 11619191 (19204)	A	EA	1	57	9
PAFZZ	5315-057-7086	KEY, MACHINE: 11621479 (19204)	A	EA	1	57	10
PAFZZ	1005-057-7075	SPRING, HELICAL COMPRESSION: 11621478 (19204)	A	EA	1	57	11
PADZZ	3110-142-4485	BEARING, BALL, AIR FRAME: MS20201-KP21B (96906)	A	EA	1	57	12
PADZZ	1005-062-4451	SHIM, LAMINATED: 11621477-1 (19204)	A	EA	1	57	13
PADZZ	1005-087-8395	GEAR SET, BEVEL MATCHED: SPEED REDUCER, GEAR BOX, GUN CHARGER (CONSISTING OF GEAR F11635439 AND GEAR F11635437)	A	EA	1	57	14
PADZZ	1005-062-4454	SHIM, LAMINATED: 11621477-2 (19204)	A	EA	1	57	15
PADZZ	3110-142-4456	BEARING, BALL, AIR FRAME: MS20201-KP4A (96906)	A	EA	1	57	16
PADZZ	1005-057-7087	RETAINER: 11635434 (19204)	A	EA	1	57	17
PADZZ	3110-198-2923	BEARING: 713481 (19204)	A	EA	2	57	18
PADZZ	3110-198-2927	BEARING: 713482 (19204)	A	EA	3	57	19
PADZZ	1005-057-7085	GEAR CLUSTER SPUR: 11621476 (19204)	A	EA	1	57	20
PADZZ	1005-057-7081	GEARSHAFT, SPUR: 11621475 (19204)	A	EA	1	57	21
PADZZ	3110-142-4468	BEARING, BALL, AIR FRAME: MS20201-KP6A (96906)	A	EA	1	57	22

Section IV. REPAIR PARTS LIST-Continued

(1) SMR Code	(2) Federal Stock Number	(3) Description Reference Number & Mfr. Code Usable on Code		(4) Unit of meas	(5) Qty inc in unit	(6) 30 day DS maint allowance			(7) 30-day GS maint allowance			(8) 1-yr alw per 100 equip cntgcy	(9) Depot maint alw per 100 equip	(10) Illustration	
						(a)	(b)	(c)	(a)	(b)	(c)			(a) Figure no.	(b) Item no.
						1-20	21-50	51-100	1-20	21-50	51-100				
PAFZZ	5340-984-8540	CLAMP, LOOP: STL, CD- OR ZN-PLD. 1/2 LOOP ID, 1/2 O / A W, 1 HOLE 0.281 DIA, W / O FASTENING DEVICE MS21333-102 (96906)	E	EA	2	5	2
PAFZZ	1005-755-4869	LEAD ASSEMBLY, ELECTRICAL: 10953598 (19204)	E	EA	1	5	3
GROUP 2003															
WIRING HARNESS FIRING CIRCUIT															
PAFZZ	1005-052-3862	WIRING HARNESS, BRANCHED: 11644102 (19204)	E	EA	1	10	1
PAFZZ	5310-298-8903	WASHER, FLAT: 8338570 (19204)	E	EA	1	10	2
PAFZZ	2590-695-9076	SHELL, HEAD LIGHT: 8338569 (19204)	E	EA	1	10	3
PAFZZ	5940-399-6676	TERMINAL ASSEMBLY: 8338564 (19204)	E	EA	1	10	4
PAFZZ	5310-595-7044	WASHER, SLOTTED: 8338573 (19204)	E	EA	1	10	5
PAOZZ	5935-925-6495	CONTACT, ELECTRICAL: MS27148-1 (96906)	E	EA	1	10	6
PAFZZ	5935-086-2402	CONNECTOR, PLUG, ELECTRICAL: MS3116-E16-8P (96906)	E	EA	1	10	7
PAFZZ	5305-889-3000	SCREW, MACHINE: PAN-HD, CROSS-RECESS, STL, CD-PLD, NO. 6-32UNC-2A, 1/2 LG MS35206-230 (96906)	E	EA	4.	10	8
PAFZZ	5310-045-4007	WASHER, LOCK: NO. 6 MS35338-41 (96906)	E	EA	4	10	9
PAOZZ	5310-983-8483	WASHER, FLAT: STL, 5 / 32 ID, 5 / 16 OD, 0.048 MAX THK MS27183-5 (96906)	E	EA	4	10	10
PAFZZ	5935-883-1089	CONNECTOR: MS3102-R20-18S (96906)	E	EA	1	10	11
PAFZZ	5330-836-4355	GASKET: MS51007-7 (96906)	E	EA	1	10	12
PAFZZ	5305-802-2764 13	SCREW, CAP, HEXAGON HEAD: 3/8-16UNC-2A, 0.500LG MS90728-55 (96906)	E	EA	1.	10	10
PAFZZ	5340-282-7507	CLAMP, LOOP: MS21333-61 (96906)	E	EA	1	10	14

Section IV. REPAIR PARTS LIST-Continued

(1) SMR Code	(2) Federal Stock Number	(3) Description Reference Number & Mfr. Code Usable on Code		(4) Unit of meas	(5) Qty inc in unit	(6) 30 day DS maint allowance			(7) 30-day GS maint allowance			(8) 1-yr alw per 100 equip cntgcy	(9) Depot maint alw per 100 equip	(10) Illustration	
						(a) 1-20	(b) 21-50	(c) 51-100	(a) 1-20	(b) 21-50	(c) 51-100			(a) Figure no.	(b) Item no.
PAFZZ	1005-991-0204	GROUP 2003 ELECTRICAL LEAD ASSEMBLY--MACHINE GUN LEAD, ELECTRICAL: 10930843 (19204)	D	EA	1	59	--
PAFZZ	1005-755-4871	GROUP 2003 WIRING HARNESS ASSEMBLY, POWER CUPOLA INSTALLATION WIRING HARNESS, BRANCHED: 10953605 (19204)	B	EA	1	60	--
PAFZZ	5305-889-3000	GROUP 2003 WIRING HARNESS, CONTROL BOX TO CUPOLA SCREW, MACHINE: PAN-HD, CROSS-RECESS, STL, CD-PLD, NO. 6-32UNC-2A, 1/2 LG MS35206-230 (96906)	E	EA	4.	7	1
PAFZZ	5310-045-4007	WASHER, LOCK: NO.6 MS35338-41 (96906)	E	EA	4	7	2
PAOZZ	5310-983-8483	WASHER, FLAT: STL, 5 / 32 ID, 5 / 16 OD. 0.048 MAX THK MS27183-5 (96906)	E	EA	4	7	3
PAFZZ	5935-396-0068	GASKET: RBR, 1.00 APERTURE DIA, 1.281 O / A W, 0.031 THK, 1.281 O/A LG, 4 BOLT HOLES 7358503 (19204)	E	EA	1	7	4
PAFZZ	5305-225-3844	SCREW, CAP, HEXAGON HEAD: STL, CD-PLD, 1/4-20UNC-2A, 9 / 16 LG MS90728-4 (96906)	E	EA	2	7	5
PAFZZ	5340-984-8540	(CLAMP, LOOP: STL, CD-OR ZN-PLD, 1/2 LOOP ID, 1/2 O / A W, 1 HOLE 0.281 DIA, W / O FASTENING DEVICE MS21333-102 (96906)	E	EA	2.	7	6
PAFZZ	1005-991-6775	CABLE ASSEMBLY, SPECIAL PURPOSE: 10930846 (19204)	E	EA	1	7	7
XBFZZ		CONNECTOR, ELECTRICAL: 7720489 (19204)	E	EA	1	7	8
PAFZZ	5310-595-7044	WASHER, SLOTTED: 8338573 (19204)	E	EA	1	7	9

Section IV. REPAIR PARTS LIST-Continued

(1) SMR Code	(2) Federal Stock Number	(3) Description Reference Number & Mfr. Code Usable on Code		(4) Unit of meas	(5) Qty inc in unit	(6) 30 day DS maint allowance			(7) 30-day GS maint allowance			(8) 1-yr alw per 100 equip cntgcy	(9) Depot maint alw per 100 equip	(10) Illustration	
						(a)	(b)	(c)	(a)	(b)	(c)			(a) Figure no.	(b) Item no.
						1-20	21-50	51-100	1-20	21-50	51-100				
PAOZZ	5935-925-6495	CONTACT, ELECTRICAL: MS27148-1 (96906)	E	EA	1	7	10
PAFZZ	5310-656-0067	WASHER, SLOTTED: 8724497 (19204)	E	EA	1	7	11
PAFZZ	5935-691-5591	SHELL, ELECTRICAL CONNECTOR: 8724495 (19204)	E	EA	1	7	12
PAFZZ	5935-926-3144	CONTACT, ELECTRICAL: MS27148-3 (96906)	E	EA	1	7	13
PAFZZ	5310-298-8903	WASHER, FLAT: 8338570 (19204)	E	EA	1	7	14
PAFZZ	2590-695-9076	SHELL, HEADLIGHT: CL 8338569 (19207)	E	EA	1	7	15
PAFZZ	5940-399-6676	TERMINAL ASSEMBLY: 8338564 (19204)	E	EA	2	7	16
PAFZZ	5970-833-8562	INSULATOR BUSHING: 8338562 (19204)	E	EA	1	7	17
PAFZZ	5975-660-5962	CABLE, NIPPLE, ELECTRICAL: 8724494 (19204)	E	EA	1	7	18
GROUP 2003															
WIRING HARNESS, FIRE CONTROL BOX															
PAFZZ	1005-052-3863	WIRING HARNESS, BRANCHED: 11644103 (19204)	D	EA	1	9	1
PAFZZ	5935-726-0687	CONNECTOR, PLUG, ELECTRICAL: MS3106-R20-18P (96906)	D	EA	1	9	2
PAFZZ	5310-595-7044	WASHER, SLOTTED: 8338573 (19204)	E	EA	1	9	3
PAFZZ	5935-925-6495	CONTACT, ELECTRICAL: MS27148-1 (96906)	E	EA	1	9	4
PAFZZ	5935-062-1309	CONNECTOR, PLUG, ELECTRICAL: MS111-E16-8S (96906)	D	EA	1	9	5
PAFZZ	5310-298-8903	WASHER, FLAT: 8338570 (19204)	E	EA	1	9	6
PAFZZ	2590-695-9076	SHELL, HEAD LIGHT: 8338569 (19204)	E	EA	1	9	7
PAFZZ	5940-399-6676	TERMINAL ASSEMBLY: 8338564 (19204)	E	EA	1	9	8

Section IV. REPAIR PARTS LIST-Continued

(1) SMR Code	(2) Federal Stock Number	(3) Description Reference Number & Mfr. Code Usable on Code		(4) Unit of meas	(5) Qty inc in unit	(6) 30 day DS maint allowance			(7) 30-day GS maint allowance			(8) 1-yr alw per 100 equip cntgcy	(9) Depot maint alw per 100 equip	(10) Illustration	
						(a)	(b)	(c)	(a)	(b)	(c)			(a) Figure no.	(b) Item no.
						1-20	21-50	51-100	1-20	21-50	51-100				
PAFZZ	5305-984-6208	GROUP 2001 ELECTRICAL CONTROL BOX ASSEMBLY SCREW, MACHINE: PAN-HD, CROSS-RECESS, STL, CD-PLD W / CHROMATE, NO.10-24UNC-2A, 3/8 LG		D	EA	8.	61	1
PAFZZ	5310-045-3296	MS35206-261 (96906) WASHER, LOCK: MS35338-43 (96906)		D	EA	25	61	2
XAFZZ		COVER: 20764 (10237)		B	EA	1	61	3
PAFZZ	5310-934-9758	NUT, PLAIN, HEXAGON: MS35649-202 (96906)		D	EA	4	61	4
PAFZZ	5945-180-8324	RELAY, SOLENOID: 22564 (10237)		B	EA	1	61	5
PAFZZ	1005-868-8009	RELAY, CONTROL BOX ASSEMBLY: 22563 (10237)		B	EA	1	61	6
PAFZZ	5305-550-3934	SCREW, CAP, HEXAGON HEAD: BRS, 1/4-20UNC-2A, 1 LG		B	EA	1.	61	7
PAFZZ	5310-939-2653	MS35309-8 (96906) NUT, PLAIN, HEAXAGON: BRS, TIN-PLD, 1/4-20UNC-2B, 7 / 16 W, 7 / 32 O / A H		B	EA	2.	61	8
PAFZZ	5310-042-6758	MS51969-1 (96906) WASHER, LOCK: SPLIT TYPE, CRES, PASS-FIN., 0.267 ID, 0.493 OD, 0.072 THK,		B	EA	1	61	9
PAFZZ	5310-045-5210	MS35338-82 (96906) WASHER, FLAT: BRS, BLK OXIDE FIN., 0.281 ID, 0.625 OD, 0.080 THK		B	EA	3	61	10
PAFZZ	5305-889-2998	MS15795-910 (96906) SCREW, MACHINE: CROSS-RECESSED, PAN-HD, CD- PLD, NO. 4-40UNC-2A, 7 / 16 LG		D	EA	12	61	11
PAFZZ	5310-934-9739	MS35206-216 (96906) NUT, PLAIN, HEXAGON: MS35649-242 (96906)		D	EA	12	61	12
PAFZZ	5310-543-2410	WASHER, LOCK: MS35338-40 (96906)		D	EA	20	61	13
PAFZZ	5935-201-5194	CONNECTOR, RECEPTACLE, ELECTRICAL: MS3102E20-23P (96906)		B	EA	1	61	14
PAFZZ	5935-221-9273	CONNECTOR, RECEPTACLE, ELECTRICAL: 1-1/4-18 (THI) SHELL, 1.5 W, 1.5 H, 1.938 O / A LG, 2 NO. H CON- TACTS, 2 NO. 16 CONTACTS		B	EA	1	61	15
PAFZZ	5935-827-1334	MS3102A20-24S (96906) CONNECTOR, RECEPTACLE, ELECTRICAL: 1-1/4-18 THD SIZE, 1.5W, 1.5 H, 1.938 O / A LG, MS3102R20-16S (96906)		B	EA	1	61	16

Section IV. REPAIR PARTS LIST-Continued

(1) SMR Code	(2) Federal Stock Number	(3) Description Reference Number & Mfr. Code Usable on Code		(4) Unit of meas	(5) Qty inc in unit	(6) 30 day DS maint allowance			(7) 30-day GS maint allowance			(8) 1-yr alw per 100 equip cntgcy	(9) Depot maint alw per 100 equip	(10) Illustration	
						(a) 1-20	(b) 21-50	(c) 51-100	(a) 1-20	(b) 21-50	(c) 51-100			(a) Figure no.	(b) Item no.
PAFZZ	5305-984-4983 18	SCREW, MACHINE: PAN-HD, CROSS-RECESS, STL, CD- PLD, NO. 6-32UNC-2A, 1 LG MS35206-226 (96906) D	EA	2.	61	
PAFZZ	5310-045-4007	WASHER, LOCK: NO. 6 MS35338-41 (96906) E	EA	4	61	19
PAFZZ	5310-082-1404 20	WASHER, FLAT: RND, STL, CD-PLD W / CHROMATE, 3/8 OD, 0.036 THK, NO. 6 SCREW SIZE MS27183-6 (96906) D	EA	2.	61	
PAFZZ	1005-867-6589	SWITCH, POWER SUPPLY: 22565 (10237) B	EA	1	61	21
PAFZZ	5305-988-1723	SCREW, MACHINE: PAN-HD, STL, CD-PLD W / CHROMATE, 1/4-20UNC-2A, 1/2 LG MS35206-279 (96906) G	EA	3	61	22
PAFZZ	5310-761-6882	NUT, PLAIN, HEXAGON: MS51967-2 (96906) G	EA	1	61	23
PAFZZ	5310-582-5965	WASHER, LOCK: SPLIT, MED, STL, CD-PLD W / CHROMATE FIN., 0.250 ID, 0.493 OD, 0.072 THK MS35338-44 (96906) E	EA	4	61	24
PAFZZ	1005-868-8008	RELAY, CONTROL BOX ASSEMBLY: 22562 (10237) B	EA	1	61	25
XAFZZ	BOX CONTROL ASSEMBLY: 20763 (10237) B	EA	1	61	26
PAFZZ	5305-990-6444	SCREW, MACHINE: PAN-HD STL, CD-PLD, NO. 10- 32UNF-2A, 3/8 LG MS35207-261 (96906) D	EA	1	61	27
PAFZZ	5340-905-0790	CLAMP, LOOP: CUSH, STL, CD-PLD, 0.125 LOOP ID, 0.625 W, 1 HOLE 0.203 DIA, W / O FASTENING DEVICE MS21333-65 (96906) D	EA	1	61	28
PAFZZ	5305-989-7434	GROUP 2002 ELECTRICAL CONTACT RING INSTALLATION SCREW, MACHINE: PAN-HD, STL, CD-PLD, CROSS RECESSED, NO. 10-UNF-2A, 1/2 LG MS35207-263 (96906) E	EA	14	16	1
PAOZZ	5310-809-8546	WASHER, FLAT: STL, CD-PLD W / CHROMATE FIN., 7 / 32 ID, 7 / 16 OD, 1 / 16 THK MS2718348 (96906) E	EA	18	16	2

Section IV. REPAIR PARTS LIST-Continued

(1) SMR Code	(2) Federal Stock Number	(3) Description Reference Number & Mfr. Code Usable on Code		(4) Unit of meas	(5) Qty inc in unit	(6) 30 day DS maint allowance			(7) 30-day GS maint allowance			(8) 1-yr alw per 100 equip cntgcy	(9) Depot maint alw per 100 equip	(10) Illustration				
						(a) 1-20	(b) 21-50	(c) 51-100	(a) 1-20	(b) 21-50	(c) 51-100			(a) Figure no.	(b) Item no.			
																PAFZZ	5340-664-3092 16	CLAMP, LOOP: STL, CD-OR ZN-PLD, 0.500 W O / A, 0.032 3 THK, 0.375 LOOP ID, 0.203 DIA HOLE MS9024-03 (96906) E
PAFZZ	5305-988-1724	SCREW MACHINE: STL, CD-PLD W / CHROMATE FIN., 1/4-20UNC-2A, 0.625 LG MS35206-280 (96906) E	EA	2	16	4			
PBFZZ	2920-019-3974	GUARD, CONTACT RING: 10953676 (9204) E	EA	4	16	5			
PAFZZ	5305-068-0508	SCREW, CAP, HEXAGON HEAD: STL, CD-PLD, 1/4- 20UNC-2A, 3/4 LG MS90728-6 (96906) E	EA	8	16	6			
PAFZZ	5310-209-0786	WASHER, LOCK: EXT, STL, CD-OR ZN-PLD W / CHROMATE FIN., 1/4 SCREW SIZE MS35335-33 (96906) E	EA	4	16	7			
PAOZZ	5310-865-9513	WASHER, FLAT: STL, CD-PLD W / CHROMATE FIN., 9 / 32 ID), 1/2 OD, 0.089 THK, 1/4 SCREW SIZE 10910174-1 (19204) E	EA	8	16	8			
XAOZZ	WIRE, STEEL, CORROSION RESISTING: (SEE BULK ISSUE FSN 9505-804-3814) QQW423 (81348) E	EA	V	16	9			
PAFZZ	5305-803-4173	SCREW, CAP, HEXAGON HEAD: MS51095-6 (96906) E	EA	8	16	10			
PAOZZ	5310-755-4866	WASHER, RING INSTALLATION: 10941915-1 (19204) E	EA	31	16	11			
PAFZZ	1005-755-4873	HOLDER ASSEMBLY, BRUSH: 10953607-1 (19204) E	EA	1	16	12			
PAFZZ	1005-755-4872	HOLDER ASSEMBLY, BRUSH: 10953607 (19204) E	EA	2	16	13			
PAFZZ	1005-755-4874	HOLDER ASSEMBLY, BRUSH: 10953607-2 (19204) E	EA	1	16	14			
PAOZZ	5305-068-0513	SCREW, CAP, HEXAGON HEAD: STL, CD-PLD W / CHROMATE, 1/4-28UNF-2A, 0.750 LG MS90727-6 (96906) E	EA	8	16	15			
PAOZZ	5310-913-7020	NUT, PLAIN, HEXAGON: 1/4-28-UNF-2B MS51968-3 (96906) E	EA	8	16	16			
XBFZZ	5340-082-0036 17	BRACKET: CONTACT RING BRUSH HOLDER (LOWER) 10954500 (19204) E	EA	4	4.	16			
XBFZZ	5340-082-0041	BRACKET: CONTACT RING BUSH HOLDER (UPPER) 10954508 (19204) E	EA	4	16	18			

Section IV. REPAIR PARTS LIST-Continued

(1) SMR Code	(2) Federal Stock Number	(3) Description Reference Number & Mfr. Code Usable on Code		(4) Unit of meas	(5) Qty inc in unit	(6) 30 day DS maint allowance			(7) 30-day GS maint allowance			(8) 1-yr alw per 100 equip cntgcy	(9) Depot maint alw per 100 equip	(10) Illustration	
						(a)	(b)	(c)	(a)	(b)	(c)			(a) Figure no.	(b) Item no.
						1-20	21-50	51-100	1-20	21-50	51-100				
PAFZZ	5340-809-1492 19	CLAMP, LOOP: STL, CD-OR ZN-PLD, W / CHROMATE, 3/8 LOOP ID, 5/8 O / A, W, 1 HOLE 0.281 DIA, CUSHIONED, W / O FASTENING DEVICE MS21333-100 (96906)	E	EA	4.	16	19	
PAOZZ	5305-989-7435	SCREW, MACHINE: PAN-HD, STL, CD-PLD, NO. 10- 3UNF-2A, 5/8 LG MS35207-264 (96906)	E	EA	4	16	20	
PAFZZ	5310-582-5965	WASHER, LOCK: SPLIT, MED, STL, CD-PLD W / CHROMATE FIN., 0.250 ID 0.493 OD, 0.072 THK MS35338-44 (96906)	E	EA	2	16	21	
PAFZZ	5315-964-0559	SCREW, CAP, HEXAGON HEAD: MS51095-310 (96906)	E	EA	2	16	22	
PAFZZ	5305-988-1725	SCREW, MACHINE: PAN-HD, CROSS-RECESSED, STL 1/4-20UNC-2A, 3/4 LG MS35206-281 (96906)	E	EA	4	16	23	
PAFZZ	5305-954-8991 24	SCREW, MACHINE: PAN-HD, CROSS-RECESSED, BRS, NO. 10-24UNC-2A, 3/8 LG MS35214-53 (96906)	E	EA	4.	16	25	
PAFZZ	5305-637-1119	SCREW, MACHINE: PAN-HD, STL, CD-OR ZN- CHROMATE FIN., NO. 10-24NC-1/2 LG MS35214-69 (96906)	E	EA	1	16	26	
PAFZZ	5325-276-6100	GROMMET, RUBBER: MS35489-14 (96906)	E	EA	1	16	26	
PAFZZ	5325-754-2240 27	GROMMET, RUBBER: SYN-RBR, 3/8 HOLE DIA, 7 / 8 OD, 5 / 160 / A H, 5/8 GROOVE OD, 1 / 16 GROOVE W MS3490-11 (96906)	E	EA	6.	16	28	
PBFZZ	1005-442-2287	COVER: 10953673 (19204)	E	EA	1	16	29	
PAFZZ	1005-754-5281	BOARD ASSEMBLY: 1093667 (19204)	E	EA	1	16	30	
PAFZZ	5305-225-3844	SCREW, CAP, HEXAGON HEAD: STL, CD-PLD, 1/4 20UNC-2A, 9 / 16 LG MS90728-4 (96906)	E	EA	4	16	31	
PAFZZ	5305-558-4181	SCREW, CAP, HEXAGON HEAD: STL, CD-PLD, 3/8- 16UNC-2A, 7 / 8 LG MS90728-59 (96906)	E	EA	4	16	32	
PAOZZ	5310-877-5972	WASHER, FLAT: STL, CD-PLD W / CHROMATE FIN., 0.406 ID, 0.750 OD, 0.190 THK 10910174-3 (19204)	E	EA	4	16	33	
PBFZZ	1005-497-1948	BRACKET, RING, MOUNTING: U SHAPE 10931097 (19204)	E	EA	2	16	33	

Section IV. REPAIR PARTS LIST-Continued

(1) SMR Code	(2) Federal Stock Number	(3) Description Reference Number & Mfr. Code Usable on Code		(4) Unit of meas	(5) Qty inc in unit	(6) 30 day DS maint allowance			(7) 30-day GS maint allowance			(8) 1-yr alw per 100 equip cntgcy	(9) Depot maint alw per 100 equip	(10) Illustration	
						(a) 1-20	(b) 21-50	(c) 51-100	(a) 1-20	(b) 21-50	(c) 51-100			(a) Figure no.	(b) Item no.
PAFZZ	5305-071-2506	SCREW, CAP, HEXAGON HEAD: STL, CD-PLD, 1/4-20UNC-2A, 1/2 LG MS90728-3 (96906)	E	EA	2	16	35
PBFZZ	1005-102-3687	RING ASSEMBLY, ELECTRICAL CONTACT: 10953608 (19204)	E	EA	1	16	36
PAFZZ	5305-984-7363	SCREW, MACHINE: FL-CSK-HD (80-82 DEG), STL, CD-PLD W /CHROMATE FIN., NO. 10-32UNF-2A, 1/2 LG MS35191-272 (96906)	E	EA	11	16	37
PAFZZ	1005-755-4877	INSULATION, ELECTRICAL, CONTACT RING: 10953856 (19204)	E	EA	1	16	38
PAFZZ	1005-042-5296	COVER: 10954502 (19204)	E	EA	1	16	39
PAFZZ	1005-755-4875	RING, ELECTRICAL CONTACT: 10953724 (19204)	E	EA	1	16	40
PAFZZ	5305-267-8951	SCREW, CAP, HEXAGON HEAD: STL, CD-PLD W / CHROMATE FIN., 1/4 -28UNF-2A, 7 / 16 LG MS90727-2 (96906)	E	EA	9	16	41
PAFZZ	1005-234-9658	SUPPORT ASSEMBLY: 10935732 (19204)	E	EA	1	16	42
PAFZZ	5340-804-3639	NUT, PLAIN, SQUARE: STL, ZN-PLD, NO. 10-32NF-2B, 0.515 W, 0.156 O / A H 104930481 (19207)	E	EA	13	16	43
XBFZZ	1005-234-9593	SUPPORT ASSEMBLY: 10930479 (19204)	E	EA	1	16	44
PAFZZ	1005-904-2666	WIRING HARNESS: 10954501 (19204)	E	EA	1	16	45
PAFZZ	5315-281-9457	PIN, SPRING: STL, CD-PLD, 0.250 DIA, 0.375 LG 0.048 MATERIAL THK 52-048-250-0375 (72962)	E	EA	3	16	46
GROUP 3000 HYDRAULIC CONTROL ASSEMBLY AND COMPONENTS (POWER UNIT)															
PAFZZ	5305-978-9380	SCREW, CAP, SOCKET HEAD: 8448974 (19204)	B	EA	4	62	1
PAFZZ	5310-596-4907	WASHER, LOCK: 24582 (78570)	D	EA	18	62	2

Section IV. REPAIR PARTS LIST-Continued

(1) SMR Code	(2) Federal Stock Number	(3) Description Reference Number & Mfr. Code Usable on Code		(4) Unit of meas	(5) Qty inc in unit	(6) 30 day DS maint allowance			(7) 30-day GS maint allowance			(8) 1-yr alw per 100 equip cntgcy	(9) Depot maint alw per 100 equip	(10) Illustration	
						(a)	(b)	(c)	(a)	(b)	(c)			(a) Figure no.	(b) Item no.
						1-20	21-50	51-100	1-20	21-50	51-100				
PAFZZ	1005-908-5945	BRACKET, MOUNTING: 10954997 (19204)	B	EA	1	62	3	
PAFZZ	1005-908-5946	BRACKET, MOUNTING: 10954998 (19204)	B	EA	1	62	4	
PAFZZ	5305-983-8084	SCREW, CAP, SOCKET HEAD: FL-FIL-HD, HEX-SOC STL, CD-PLD W / CHROMATE FIN., 1/4-20UNC3A, 3/4 LG MS16997-60 (96906)	D	EA	6	62	5	
XAFZZ	HANDLE, CUPOLA CONTROL ASSEMBLY: 21770 (10237)	B	EA	62	6	
PAFZZ	5330-684-3420	PACKING, REFORMED: SYN-RBR, 0.426 ID, 0.566 OD, 0.070 H	D	EA	3	62	7	
PAFZZ	5305-978-9356	SCREW, CAP, SOCKET HEAD: HEX-SOC, STL, CD-PLD W / CHROMATE FIN., NO. 10-24UNC-3A, 3/4 LG MS16997-46 (96906)	D	EA	8	62	8	
PAFZZ	310-688-2198	WASHER, LOCK: 0.205 ID, 3 / 64 THK, SIZE 10 8346053 (19204)	D	EA	2	62	9	
XAFZZ	MOTOR AND PUMP ASSEMBLY: 23021 (10237)	B	EA	1	62	10	
XBFHH	1005-082-0069	ACCUMULATOR AND RESERVOIR ASSEMBLY 21540 (10237)	B	EA	1	62	11	
PAFZZ	2805-413-6178	VENT: 23904 (10237)	B	EA	1	62	12	
PAFZZ	5305-978-9373	SCREW, CAP, SOCKET HEAD: FL-CK-HD, HEX-SOC, STL, CD-PLD W / CHROMATE FIN., NO. 8-32UNC-3A, 7 / 8 LG MS16997-35 (96906)	B	EA	2	62	13	
PAFZZ	5310-045-3299	WASHER, LOCK: NO. 6 MS35338-42 (96906)	D	EA	2	62	14	
XAFZZ	EXTENSION, ASSEMBLY: 25109 (10237)	B	EA	1	62	15	
PAFZZ	4730-052-9876	GROUP 3001 HYDRAULIC SYSTEM TUBES AND FITTINGS NUT, TUBE COUPLING: STL, 1/2-20UNF-2A, 9 / 16 W AROSS FLATS, 0.259 SMALLEST ID, 9 / 16 O / A LG, U / W 1/4 TUBE MS39210-3 (96906)	B	EA	12	63		

Section IV. REPAIR PARTS LIST-Continued

(1) SMR Code	(2) Federal Stock Number	(3) Description Reference Number & Mfr. Code Usable on Code		(4) Unit of meas	(5) Qty inc in unit	(6) 30 day DS maint allowance			(7) 30-day GS maint allowance			(8) 1-yr alw per 100 equip cntgcy	(9) Depot maint alw per 100 equip	(10) Illustration	
						(a) 1-20	(b) 21-50	(c) 51-100	(a) 1-20	(b) 21-50	(c) 51-100			(a) Figure no.	(b) Item no.
PAFZZ	1005-908-7372	TUBE, BENT STEEL: 10954520 (19204)	B	EA	1	63	3	
PAFZZ	1005-908-7371	TUBE, BENT STEEL: 10054519 (19208)	B	EA	1	63	4	
PAFZZ	1005-908-7377	TUBE, BENT STEEL: 10955661 (19204)	B	EA	1	63	5	
PAFZZ	4730-817-1808 63	NUT, TUBE COUPLING: STL, CD-PLD, 3/8-24UNF-2A, 1/2 6 ACROSS FALTS, 7 / 16 O / A H MS9210-2 (96906)	B	EA	14	63	7	
PAFZZ	4730-910-4331	SLEEVE, CLINCH, TUBE FITTING: STL, CD-PLD, 0.190 ID, 0.312 OD, 0.278 LG,U / W 3/ 16 OD TUBE MS21918-3 (96906)	B	EA	16	63	7	
PAFZZ	1005-908-7373	TUBE, BENT STEEL: 10955657 (19204)	B	EA	1	63	8	
PAFZZ	1005-908-7378	TUBE, BENT STEEL: 10955662 (19204)	B	EA	1	63	9	
PAFZZ	1005-908-7379	TUBE, BENT STEEL: 10955665 (19204)	B	EA	1	63	10	
PAFZZ	1005-908-7376	TUBE, BENT STEEL: 10955660 (19204)	B	EA	1	63	11	
PAFZZ	1005-903-7213	TUBE, STEEL: 10955664 (19204)	B	EA	1	63	12	
PAFZZ	1005-911-3660	TUBE, BENT STEEL: 10955663 (19204)	B	EA	1	63	13	
PAFZZ	4730-683-8839 14	TEE, TUBE: STL, CD-PLD, 3/8 -24UNF-3A, 3 ENDS, 3/8 W 14 ACROSS PADS, 1- 5/8 LG, U3/4 W 3 / 16 OD TUBE MS21905-3 (96906)	B	EA	1.	63	63	
PAFZZ	1005-908-7375	TUBE, BENT STEEL: 10955659 (19204)	B	EA	1	63	15	
PAFZZ	1005-908-7374	TUBE, BENT STEEL: 10955658 (19204)	B	EA	1	63	16	
PAFZZ	1005-904-8118	TUBE, BENT STEEL: 10954994 (19204)	B	EA	1	63	17	

Section IV. REPAIR PARTS LIST-Continued

(1) SMR Code	(2) Federal Stock Number	(3) Description Reference Number & Mfr. Code Usable on Code		(4) Unit of meas	(5) Qty inc in unit	(6) 30 day DS maint allowance			(7) 30-day GS maint allowance			(8) 1-yr alw per 100 equip cntgcy	(9) Depot maint alw per 100 equip	(10) Illustration		
						(a)	(b)	(c)	(a)	(b)	(c)			(a) Figure no.	(b) Item no.	
						1-20	21-50	51-100	1-20	21-50	51-100					
		GROUP 3002														
		HYDRAULIC ACCUMULATOR ASSEMBLY														
PAFZZ	2640-222-4525		CAP, TIRE VALVE: BR THD, 0.311-32-NF, 0.287 PITCH O.395 W ACROSS FLATS, 0.500 O / A H 7973537 (19204)	B	EA	1	64	1	
PAFZZ	2640-240-2061		VALVE, CORE: PNEUMATIC TIRE, HEAT AND CRES, STD LG, STD SIZE 8380678 (19204)	B	EA	1	64	2	
PAFZZ	1025-733-8195		BODY: 10873224 (19204)	B	EA	1	64	3	
PAFZZ	5330-833-7491		PACKING PREFORMED: SYN-RBR, 0.414 ID, 0.558 OD, 0.072 O / A H MS28778-5 (96906)	B	EA	1	64	4	
PAHZZ	1005-868-6893		RING, RETAINING, END CAP: 20734 (10237)	B	EA	1	64	5	
XBFZZ	1005-082-0065		CAP, END ACCUMULATOR: 20733 (10237)	B	EA	1	64	6	
PAHZZ	5330-171-5901		RETAINER, PACKING: TEFLON, 3.625 ID, 3.993 OD, 0.093 O / A H MS28782-45 (96906)	B	EA	3	64	7	
PAHZZ	5330-580-6044		PACKING, PREFORMED: SYN-RBR, 3.760 ID, 4.020 OD, 0.210 O / A H MS28775-342 (96906)	B	EA	3	64	8	
PAHZZ	1005-868-6892		RING, RETAINING, ACCUMULATOR: 20731 (10237)	B	EA	1	64	9	
PAHZZ	1005-867-5349		PISTON, ACCUMULATOR: 20732 (10237)	B	EA	1	64	10	
PAHZZ	5330-868-8020		RETAINER, PACKING: 23201-243 (10237)	B	EA	1	64	11	
PAHZZ	5330-579-7544		PACKING, PREFORMED: SYN-RBR, 4.109 ID, 4.387 OD, 0.139 H MS28775-243 (96906)	B	EA	1	64	12	
XAFZZ		SLEEVE: 20730 (10237)	B	EA	1	64	13	
PAOZZ	7690-867-5362		PLATE, INSTRUCTION: 22726 (10237)	B	EA	1	64	14	
		GROUP 3001														
		RESERVOIR ASSEMBLY, HYDRAULIC SYSTEM														
PAFZZ	5365-585-6324		PLUG, MACHINE THREAD: AL-AL Y, ANOD, 5 / 16- 24NF-3. HEX-HD, DLD-F-LKG-WIRE, 0.563 ACROSS FLATS, 35 / 64 H O / A. W / BLEEDER HOLE AN814-2D (88044)	B	EA	1	65	1	

Section IV. REPAIR PARTS LIST-Continued

(1) SMR Code	(2) Federal Stock Number	(3) Description Reference Number & Mfr. Code Usable on Code		(4) Unit of meas	(5) Qty inc in unit	(6) 30 day DS maint allowance			(7) 30-day GS maint allowance			(8) 1-yr alw per 100 equip cntgcy	(9) Depot maint alw per 100 equip	(10) Illustration	
						(a)	(b)	(c)	(a)	(b)	(c)			(a) Figure no.	(b) Item no.
						1-20	21-50	51-100	1-20	21-50	51-100				
PAFZZ	5330-803-7208	PACKING, PREFORMED: -O- RING, SYN-RBR, 0.239 ID, 1/8 OD TU, 0.064 THK MS28778-2 (96906)	D	EA	1	65	2
PAFZZ	5365-287-0101	PLUG, MACHINE THREAD: HEX-HD DLD F / LKG- WIRE, AL-AL Y, ANOD, 3/4-16NF-3, 1.000 W ACROSS FLATS. 25 / 32 O / A H, W / BLEEDER HOLE 1 / 16 DIA AN814-8D (88044)	D	EA	1	65	3
PAFZZ	5330-808-0794	PACKING, PREFORMED: -O- RING, SYN-RBR, 0.644 ID, 0.818 OD, 0.087 THK MS28778-8 (96906)	B	EA	2.	65	4
PAFZZ	5305-978-9355	SCREW, CAP, SOCKET HEAD: FL.FIL-HD, HEX-SOC, AL Y-STL, CD-PLD, NO. 18-24UNC-3A, 5/8 LG MS16997-745 (96906)	D	EA	12	65	5
PAFZZ	5310-688-2198	WASHER, LOCK: 0.205 ID, 3 / 64 THK, SIZE 10 8346053 (19204)	D	EA	1	65	6
PAFZZ	1005-867-5353	GLAND, FILL, HORIZONTAL MOUNT: 21688 (10237)	D	EA	1	65	7
PAFZZ	5330-584-0151	PACKING, PREFORMED: SYN-RBR, 1.114 ID, 1.254 OD, 0.070 H MS28775-024 (96906)	D	EA	1	65	8
PAHZZ	1005-868-6897	SHIM: 20741 (10237)	B	EA	1	65	9
PAHZZ	1005-868-6896	SPRING, HELICAL, COMPRESSION: 20740 (10237)	B	EA	1	65	10
PAHZZ	1005-868-6894	SPACER, SLEEVE: 20738 (10237)	B	EA	1	65	11
PAHZZ	1005-868-6895	SEAT, HELICAL COMPRESSION SPRING: 20739 (10237)	B	EA	1	65	12
PAHZZ	1005-867-6606	REPAIR KIT, SPOOL AND SLEEVE ASSEMBLY: 5910647 (19204) COMPOSED OF: I-SPOOL AND SLEEVE ASSEMBLY: (MATCHED) 5910647 (19204)	B	EA	1	65	13
PAFZZ	5330-752-7534	PACKING, PREFORMED: SYN RBR, 0.924 ID, 1.130 OD, 0.103 H MS28775-119 (96906)	B	EA	3	65	14
PAFZZ	1005-868-6909	SWITCH ASSEMBLY, PRESSURE: 23080 (10237)	D	EA	1	65	16
PAFZZ	1005-868-6920	GASKET: 23343 (10237)	B	EA	1	65	17

Section IV. REPAIR PARTS LIST-Continued

(1) SMR Code	(2) Federal Stock Number	(3) Description Reference Number & Mfr. Code Usable on Code		(4) Unit of meas	(5) Qty inc in unit	(6) 30 day DS maint allowance			(7) 30-day GS maint allowance			(8) 1-yr alw per 100 equip cntgcy	(9) Depot maint alw per 100 equip	(10) Illustration	
						(a)	(b)	(c)	(a)	(b)	(c)			(a) Figure no.	(b) Item no.
						1-20	21-50	51-100	1-20	21-50	51-100				
PAFZZ	5330-580-5056	PACKING, PREFORMED: SYN RBR, 1.364 ID, 1.570 OD, 0.070 H		EA	1	65	18
PAFZZ	5330-580-5055	MS28775-028 (96906) RETAINER, PACKING:	B	EA	4	65	19
PAFZZ	5330-584-1840	MS28774-014 (96906) PACKING, PREFORMED: SYN-RBR, 0.489 ID, 0.629 OD, 0.070 H	D	EA	5	65	20
PAFZZ	5315-839-2325	MS28775-014 (96906) PIN, COTTER: STL, CD-PLD W/CHROMATE, 1 / 16 DIA, 1/2 LG	D	EA	2	65	21
PAFZZ	5310-809-4058 22	MS24665-132 (96906) WASHER, FLAT: STL, CD-PLD, 1/4 ID, 5/8 OD, 0.104 THK	D	EA	3	65	23
PAFZZ	5315-812-1236	MS27183-10 (96906) PIN, STRAIGHT, HEADED: PAN NO. 2-HD, SHK DLD-F / C PIN, AL Y-STL, CD-PLD, 0.250 SHK DIA, 0.375 HD DIA, 1.094 GRIP LG, 1.297 LG, 0.076 HOLE DIA	D	EA	1	65	24
PAFZZ	5315-840-9653	MS20392-3C35 (96906) PIN, STRAIGHT, HEADED: PAN NO. 2-HD, SHK DLD-F / C PIN, AL Y-STL, CD-PLD, 1/4 SHK DIA, 0.375 HD DIA, 2.094 GRIP LG, 2.297 LG, 0.076 HOLE DIA	D	EA	1	65	25
PAFZZ	1005-867-5352	MS20392-3C67 (96906) HANDLE, AUXILLIARY PUMP:	B	EA	1	65	26
PAFZZ	5305-983-8084	21687 (10237) SCREW, CAP, SOCKET HEAD: FL-FIL-HD, HEX-SOC, STL, CD-PLD W / CHROMATE FIN., 114-20UNC-3A, 3/4 LG	B	EA	3	65	27
PAFZZ	5310-596-4907	MS16997-60 (96906) WASHER, LOCK:	D	EA	18	65	28
PAHZZ	1005-867-5367	24582 (78570) PIVOT, MOUNT, PUMP HANDLE:	B	EA	1	65	29
PAHZZ	5330-808-2337	22895 (10237) RETAINER, PACKING:	D	EA	1	65	30
PAHZZ	5330-580-4394	MS28774-129 (96906) PACKING, PREFORMED: SYN-RBR, 1.562 ID, 1.750 OD, 0.093 O / A H	D	EA	1	65	31
PAHZZ	1005-867-5357	MS28775-129 (96906) PISTON, AUXILLIARY PUMP:	B	EA	1	65	32
PAHZZ	5330-641-0231	21689 (10237) PACKING PREFORMED: SYN-RBR, 1.109 ID, 1.387 OD, 0.139 THK	B	EA	1	65	
		MS28775-216 (96906)	D												

Section IV. REPAIR PARTS LIST-Continued

(1) SMR Code	(2) Federal Stock Number	(3) Description Reference Number & Mfr. Code Usable on Code		(4) Unit of meas	(5) Qty inc in unit	(6) 30 day DS maint allowance			(7) 30-day GS maint allowance			(8) 1-yr alw per 100 equip cntgcy	(9) Depot maint alw per 100 equip	(10) Illustration	
						(a)	(b)	(c)	(a)	(b)	(c)			(a) Figure no.	(b) Item no.
						1-20	21-50	51-100	1-20	21-50	51-100				
PAHZZ	5330-171-6746	RETAINER, PACKING: TEFLON, 0.938 ID, 1.178 OD, 0.075 O / A H, MS28782-18 (96906)	D	EA	1	65	33
PAHZZ	5330-584-1038	PACKING, PREFORMED: SYN-RBR, 0.921 ID, 1.219 OD 0.139 THK MS28775-213 (96906)	D	EA	1	65	34
PAHZZ	5365-804-7691	RING, RETAINING: INT, STL, UNPLD, 2.910 FREE OD, 0.093 THK MS16625-262 (96906)	D	EA	1	65	35
PAHZZ	4820-868-6898	VALVE CHECK: 20745 (10237)	B	EA	3	65	36
PAFZZ	5305-978-9348	SCREW, CAP, SOCKET HEAD: FL-FIL-HD, HEX-SOC, AL Y-STL, CD-PLD, NO. 6-32UNC-3A, 1/2 LG MS16997-20 (96906)	B	EA	3	65	37
PAFZZ	5310-045-4007	WASHER, LOCK: NO. 6 MS35338-41 (96906)	D	EA	3	65	38
PAHZZ	1005-867-5351	TUBE ASSEMBLY, FEED: 21553 (10237)	E	EA	1	65	39
PAFZZ	1005-867-5363	CAP, RETAINING: 22727 (10237)	B	EA	1	65	40
PAFZZ	5330-820-9846	RETAINER, PACKING: MS28774-127 (96906)	D	EA	1	65	41
PAFZZ	5330-813-2806	PACKING, PREFORMED: SYN-RBR, 1.424 ID, 1.630 OD, 0.103 O / A H MS28775-127 (196906)	D	EA	1	65	42
PAOZZ	4330-542-2060	FILTER ELEMENT, FLUID, PRESSURE: NONREUSABLE, INSIDE-OUT FLOW, PAPER-METAL ENCASED, 41 / 64 ID, 1-1/8 OD, 4-5/8 LG AN6235-2A (88044)	D	EA	1	65	43
PAFZZ	5330-618-0801	PACKING, PREFORMED: -O- RING, SYN-RBR, 0.612 ID, 0.818 OD, 0.103 O / A H MA28775-114 (96906)	D	EA	1	65	44
PAHZZ	1005-867-5364	ADAPTER, FILTER: 22729 (10237)	B	EA	1	65	45
PAHZZ	5330-542-1329	PACKING, PREFORMED: SYN-RBR, 0.987 ID, 1.193 OD, 0.103 O / A LG MS28775-120 (96906)	B	EA	1	65	46
PAFZZ	6680-911-9946	GAGE, LEVEL, SIGHT RESERVOIR: 21536 (10237)	D	EA	1	65	47

Section IV. REPAIR PARTS LIST-Continued

(1) SMR Code	(2) Federal Stock Number	(3) Description Reference Number & Mfr. Code Usable on Code		(4) Unit of meas	(5) Qty inc in unit	(6) 30 day DS maint allowance			(7) 30-day GS maint allowance			(8) 1-yr alw per 100 equip cntgcy	(9) Depot maint alw per 100 equip	(10) Illustration	
						(a)	(b)	(c)	(a)	(b)	(c)			(a) Figure no.	(b) Item no.
						1-20	21-50	51-100	1-20	21-50	51-100				
PAFZZ	4730-807-1074	REDUCER, TUBE: STL, CD-PLD, 9 / 16-18UNF-3A ONE END, 3/8-24UNF-3A, 2ND END, 1-13 / 64 O / A LG, W/HEX WRENCHING FEATURES 13/16 W ACROSS FLATS MS21916-6-3 (96906)	B	EA	1	65	48
PAFZZ	5330-804-5695 49	PACKING, PREFORMED: SYN-RBR, 0.468 ID, 0.624 OD, 0.078 O / A H MS28778-6 (96906)	D	EA	1.	65	49
XAFZZ	HOUSING, CUPOLA CONTROL: 22725 (10237)	B	EA	1	65	50
PAFZZ	1005-911-1379	LINK, HANDLE: 21690J (10237)	B	EA	1	65	51
PAFZZ	5315-844-3956	PIN, SPRING: MS16562-27 (96906)	B	EA	1	65	52
GROUP 3004 TRAVERSE MECHANISM ASSEMBLY AND COM- PONENTS															
PAFZZ	4730-817-1808	NUT, TUBE COUPLING: STL, CD-PLD, 3/8-24UNF-2A, 1/2 W ACROSS FLATS, 7 / 16 O / A H MS39210-2 (96906)	B	EA	2.	66	1
PAFZZ	4730-910-4331	SLEEVE, CLINCH, TUBE FITTING: STL, CD-PLD, 0.190 ID, 0.312 OD, 0.278 LG, U / W 3 / 16 OD TUBE MS21918-3 (96906)	B	EA	2	66	2
PAFZZ	1005-754-5283	TUBE, TRAVERSE MECHANISM: 10953985 (19204)	B	EA	1	66	3
PAFZZ	4730-052-9876	NUT, TUBE COUPLING: STL, 1/2-2OUNF-2A, 9 / 16 W ACROSS FLATS, 0.259 SMALLEST ID, 9 / 16 O / A LG, U / W 1/4 TUBE MS39210-3 (96906)	B	EA	4	66	4
PAFZZ	4730-052-9877	SLEEVE, COMPRESSION, TUBE, HOSE-FITTING: CLINCH TYPE, STL, CD-PLD W / CHRROMATE, 0.255 ID, 0.3700D, 0.339 LG, U / W 1/4 OD TUBE MS39212-3 (96906)	B	EA	4	66	5
PAFZZ	1005-755-4878	TUBE, TRAVERSE MECHANISM: 953987-1 (19204)	B	EA	1	66	6
PAFZZ	1005-755-4879	TUBE, TRAVERSE MECHANISM: 953987-2 (19204)	B	EA	1	66	7
PAFZZ	4730-684-3793	NIPPLE, TUBE: STL, CD-PLD, 3/8-24UNF-3A BOTH ENDS, 1-3 / 32 LG, U / W 3 / 16 OD TUBE 21902-3 (96906)	B	EA	1.	66	8

Section IV. REPAIR PARTS LIST-Continued

(1) SMR Code	(2) Federal Stock Number	(3) Description Reference Number & Mfr. Code Usable on Code		(4) Unit of meas	(5) Qty inc in unit	(6) 30 day DS maint allowance			(7) 30-day GS maint allowance			(8) 1-yr alw per 100 equip cntgcy	(9) Depot maint alw per 100 equip	(10) Illustration	
						(a) 1-20	(b) 21-50	(c) 51-100	(a) 1-20	(b) 21-50	(c) 51-100			(a) Figure no.	(b) Item no.
PAFZZ	4730-738-5463 10	ELBOW,TUBE: STL, CD-OR AN-PLD, U / W 1/4 OD TUBE, 7 / 16-20UNF-2A, ONE END, 1/2-20UNF-2A OTHER END, 90 DEG. 7385463 (19204) B	EA	1.	1.	66	66
PAFZZ	5330-805-2966	PACKING, PREFORMED: -O- RING. SYN-RBR, 0.351 ID, 0.494 OD, 0.072 O / A H (REFER TO KIT 1005-867-6605)	EA	16	66	11
PAFZZ	5310-186-4947	WASHER, NONMETALLIC: HYD GASKET, LEA., 0.577 OD, 0.094 THK MS28778-4 (96906) D	EA	3	66	12
PAFZZ	5310-789-7632	NUT, FITTING ADAPTER: 7528653 (19204) B	EA	2	66	13
PAFZZ	5305-983-8084	SCREW, CAP, SOCKET HEAD: FL-FIL-HD, HEX-SOC, STL, CD-PLD W / CHROMATE FIN., 1/4-20UNC-3A, 3 / 4 LG	EA	4	66	14
PAFZZ	5310-582-5965	WASHER, LOCK: SPLIT, MED, STL, CD-PLD W / CHROMATE FIN., 0.250 ID, 0.493 OD, 0.072 THK MS16997-60 (96906) D	EA	4	66	15
PAFZZ	1005-868-8013	MOTOR, HYDRAULIC: 10947150 (19204) E	EA	1	66	16
PAHZZ	5305-9.78-9383	SCREW, CAP, SOCKET HEAD: FL-FIL-HD, HEX-SOC, AL Y-STL, CD-PLD, 1/4-20UNC-3A, 1-3 / 4 LG MS16997-65 (96906) B	EA	2	66	17
PAFZZ	5310-865-9513	WASHER, FLAT: STL, CD-PLD W / CHROMATE FIN., 9 / 32 ID, 1/2 / OD, 0.089 THK, 1/4 SCREW SIZE 10910174-1 (19204) E	EA	3	66	18
PAFZZ	4820-869-7963	VALVE SAFETY RELIEF: 10947127 (19204) B	EA	1	66	19
PAFZZ	5306-044-0502	BOLT, MACHINE: HEX-HD, STL, CD-OR ZN-PLD, NO. 10-24UNC-2A, -5/8 LG 440502 (19204) D	EA	4	66	20
PAFZZ	5310-045-3296	WASHER, LOCK: 35338-43 (96960) D	EA	25	66	21
PAFZZ	5310-809-8546	WASHER, FLAT: ST, CD-PLD W / CHROMATE FIN., 7 / 32 ID, 7 / 16 OD, 1 / 16 THK MS27183-8 (96906) E	EA	188	66	22

Section IV. REPAIR PARTS LIST-Continued

(1) SMR Code	(2) Federal Stock Number	(3) Description Reference Number & Mfr. Code Usable on Code		(4) Unit of meas	(5) Qty inc in unit	(6) 30 day DS maint allowance			(7) 30-day GS maint allowance			(8) 1-yr alw per 100 equip cntgcy	(9) Depot maint alw per 100 equip	(10) Illustration	
						(a)	(b)	(c)	(a)	(b)	(c)			(a) Figure no.	(b) Item no.
						1-20	21-50	51-100	1-20	21-50	51-100				
XBHZZ	1005-126-9595	PLATE ADAPTER: 23345 (10237)	B	EA	1	66	23	
XAFZZ	TRAVERSE MECHANISM ASSEMBLY: 10953683 (19204)	B	EA	1	66	24	
XAFZZ	GEAR ASSEMBLY: 10913684 (19204)	B	EA	1	66	25	
GROUP 3004															
TRAVERSE MECHANISM CLUTCH AND BRAKE ASSEMBLY															
PAFZZ	1005-868-6880	PLATE, CLUTCH, DRIVEN: 20652 1 (10237)	B	EA	1	67	1	
PAFZZ	1005-868-6879	PLATE, CLUTCH, DRIVE: 20651 (10237)	B	EA	1	67	2	
PAFZZ	1005-867-5345	LINING, CLUTCH AND BRAKE ASSEMBLY: 20637 (10237)	B	EA	2	67	3	
PAFZZ	5360-868-6878	SPRING, HELICAL, COMPRESSION: 20649 (10237)	B	EA	4	67	4	
PAFZZ	5340-685-0277	BUTTON, PLUG: 15 / 16 HD OD, 3 / 32 HD H, 12 PRONGS, 27 / 32 PRONG OD, 25 / 64 O / A H SS51334 (61864)	D	EA	1	67	5	
PAFZZ	5305-978-9354	SCREW, CAP, SOCKET HEAD: STL, CD-PLD W / CHROMATE FIN., NO. 10-24UNF-3A, 1/2 LG MS16997-44 (96906)	D	EA	1	67	6	
PAFZZ	5310-045-3296	WASHER, LOCK: MS35338-43 (96906)	D	EA	25	67	7	
PAFZZ	1005-868-6877	WASHER, BRAKE: 20640 (10237)	B	EA	1	67	8	
PAFZZ	1005-868-6905	DRIVE SHAFT ASSEMBLY: 22694 (10237)	B	EA	1	67	9	
PAFZZ	5305-087-2336 10	SCREW, SHOULDER: FL-FIL-HD, HEX-SOC, STL, CD-OR ZN-PLD. NO. 10-24NC-3A. 7 / 8 LG MS 16638-3 (96906)	B	EA	3.	67	11	
PAFZZ	1005-868-6875	PLATE, BRAKE: 11644086 (19204)	D	EA	1	67	12	
PAFZZ	1005-868-6873	SPRING, HELICAL, COMPRESSION: 20635 (10237)	B	EA	4	67	13	
PAFZZ	5365-069-5440	RING, RETAINING: INT, STL, CD-PLD, 0.875 OD, 0.073 THK MS16629-1087 (96906)	D	EA	1	67	13	

Section IV. REPAIR PARTS LIST-Continued

(1) SMR Code	(2) Federal Stock Number	(3) Description Reference Number & Mfr. Code Usable on Code		(4) Unit of meas	(5) Qty inc in unit	(6) 30 day DS maint allowance			(7) 30-day GS maint allowance			(8) 1-yr alw per 100 equip cntgcy	(9) Depot maint alw per 100 equip	(10) Illustration	
						(a)	(b)	(c)	(a)	(b)	(c)			(a) Figure no.	(b) Item no.
						1-20	21-50	51-100	1-20	21-50	51-100				
PAFZZ	3110-155-8416	BEARING, BALL, ANNULAR: 700027 (21450)	D	EA	1	67	14	
PAFZZ	5305-978-9342 15	SCREW, CAP, SOCKET HEAD: FL-FIL-HD, SOC-RECESS DR, STL, CD-PLD W / CHROMATE FIN., NO. 4-40NC-3A, 1/4 LG MS16997-9 (96906)	D	EA	4.	67		
PAFZZ	5310-543-2410	WASHER, LOCK: MS35338-40 (96906)	D	EA	8	67	16	
PAFZZ	1005-868-8014	RECEPTACLE, CLUTCH AND BRAKE ASSEMBLY: 22574 (10237)	B	EA	1	67	17	
PAFZZ	5305-978-9347	SCREW, CAP, SOCKET HEAD: FL-FIL-HD, HEX-SOC, AL Y-STL, CD-PLD, NO. 6-32UNC-3A, 3/8 LG MS16997-19 (96906)	D	EA	5	67	18	
PAFZZ	5310-045-4007	WASHER, LOCK: NO. 6 MS35338-41 (96906)	E	EA	5	67	19	
XAFZZ	BRACKET: 22691 (10237)	B	EA	1	67	20	
PAFZZ	1005-867-5343	COIL ASSEMBLY, BRAKE: 20627 (10237)	B	EA	1	67	21	
PAFZZ	5305-728-5500 22	SETSCREW: HDLS, HEX-SOC, CONE-PT, STL, CD-PLD, NO. 8-32 UNC-3A, 5 / 16 LG MS51973-30 (96906)	D	EA	2.	67		
PAFZZ	1005-867-5361	HANDLE, BRAKE CAM: 22689 (10237)	B	EA	1	67	23	
PAFZZ	5315-902-0419	PIN, STRAIGHT, HEADLESS: ONE END CHAM, ONE END RAD, STL, UNCOATED, 3 / 16 NOM DIA, 7 / 8 LG MS16555-42 (96906)	B	EA	2	67	24	
PAFZZ	1005-868-6881	RING, BRAKE CAM: 20654 (10237)	B	EA	1	67	25	
PAFZZ	1005-867-5344	HOUSING, CLUTCH AND BRAKE ASSEMBLY: 20634 (10237)	B	EA	1	67	26	
PAFZZ	5365-868-6876	SHIM: 20639 (10237)	B	EA	1	67	27	
PAFZZ	1005-940-9995	GROUP 3004 TRAVERSE MECHANISM SAFETY RELIEF VALVE ASSEMBLY ADAPTER, VALVE ASSEMBLY: 10947572 (19204)	D	EA	2	68	1	

Section IV. REPAIR PARTS LIST-Continued

(1) SMR Code	(2) Federal Stock Number	(3) Description Reference Number & Mfr. Code Usable on Code		(4) Unit of meas	(5) Qty inc in unit	(6) 30 day DS maint allowance			(7) 30-day GS maint allowance			(8) 1-yr alw per 100 equip cntgcy	(9) Depot maint alw per 100 equip	(10) Illustration	
						(a)	(b)	(c)	(a)	(b)	(c)			(a) Figure no.	(b) Item no.
						1-20	21-50	51-100	1-20	21-50	51-100				
PAFZZ	5330-835-7485	PACKING, PREFORMED: SYN-RBR, 0.301 ID, 0.429 OD, 0.064 O / A H		EA	2	68	2
PAHZZ	1005-867-5376	MS28778-3 (96906) GUIDE, VALVE SPRING:	D	EA	1	68	3
PAHZZ	1005468-6919	11619148 (19204) SPRING, HELICAL, COMPRESSION:	D	EA	1	68	4
PAHZZ	3110-838-5033	11619138 (19204) BALL, BEARING: CRES, 0.1875 DIA, 0.00005 SPERICITY PER BALL, 0.00005 VARIATION PER BOX	D	EA	1.	68	5
PAFZZ	4730-738-4731	MS134354 (96906) REDUCER, TUBE: STL, CD-OR ZN-PLD, 1/2-20 OUNF-2A ONE END, 7 / 16-20 UNF-2A OTHER END, 1.030 O / A LG	B	EA	2.	68	6
PAFZZ	5330-805-2966	7384731 (19204) PACKING, PREFORMED: -O- RING, SYN-RBR, 0.351 ID, 494 OD, 0.072 O / A H (REFER TO KIT 1005-867-6605)	D	EA	2	68	7
PAFZZ	5305-978-9354	MS28778-4 (96906) SCREW, CAP, SOCKET HEAD: STL, CD-PLD W / CHROMATE FIN., NO. 10-24 UNF-3A, 1/2 LG	D	EA	8	68	8
PAFZZ	5310-688-2198	MS16997-44 (96906) WASHER, LOCK: 0.205 ID, 3 / 64 THK, SIZE 10	D	EA	20	68	9
PAFZZ	1005-442-2289	8346053 (19204) COVER:	D	EA	2	68	10
PAHZZ	1005-867-5378	11619142 (19204) GUIDE, VALVE SPRING:	D	EA	2	68	11
PAHZZ	5360-868-8017	11619147 (19204) SPRING, HELICAL, COMPRESSION:	D	EA	2	68	12
PAHZZ	1005-867-5377	11619139 (19204) GUIDE, VALVE SPRING:	D	EA	2	68	13
PAHZZ	1005-867-5379	11619141 (19204) SPOOL AND SLEEVE ASSEMBLY: MATCHED	D	EA	1	68	14
PAFZZ	5330-579-7916	11619137 (19204) PACKING, PREFORMED: -O- RING, LOW FLEX, 3 / 32 THK, 11 / 16 ID	D	EA	3	68	15
PAHZZ	5330-631-1341	MS28775-115 (96906) PACKING, PREFORMED: SYN-RBR, 0.926 ID, 1.066 OD, 0.070 H	D	EA	2	68	16
XAFZZ	MS28775-021 (96906) HOUSING ASSEMBLY:	D	EA	1	68	17
		11619136 (19204)	D				

Section IV. REPAIR PARTS LIST-Continued

(1) SMR Code	(2) Federal Stock Number	(3) Description Reference Number & Mfr. Code Usable on Code		(4) Unit of meas	(5) Qty inc in unit	(6) 30 day DS maint allowance			(7) 30-day GS maint allowance			(8) 1-yr alw per 100 equip cntgcy	(9) Depot maint alw per 100 equip	(10) Illustration	
						(a) 1-20	(b) 21-50	(c) 51-100	(a) 1-20	(b) 21-50	(c) 51-100			(a) Figure no.	(b) Item no.
PAFZZ	5310-045-3299	WASHER, LOCK: MS35338-42 (96906)	D	EA	4	69	2	
XBHZZ	1005-126-9967	PLATE CAP: 23299 (10237)	B	EA	1	69	3	
PAFZZ	5365-868-6889	SHIM: 20673 (10237)	B	EA	1	69	4	
PAFZZ	1005-868-6906	RING, SPACING: 22698 (10237)	B	EA	1	69	5	
XBHZZ	1005-126-9457	PLATE CAP: 20670 (10237)	B	EA	1	69	6	
PAFZZ	5365-868-6886	SHIM: 20669 (10237)	B	EA	2	69	7	
PAFZZ	5305-809-4768	SCREW, CAP, HEXAGON HEAD: AL Y-STL, CD-PLD W / CHROMATE, FL-CK-HD. NO. 6-32 UNC-3A, 0.375 LG MS24667-8 (96906)	D	EA	8	69	8	
PAFZZ	1005-868-6883	RING, PILOT: 20665 1 (10237)	B	EA	1	69	9	
PAFZZ	5365-868-6910	SHIM: 23139 (10237)	B	EA	2	69	10	
PAFZZ	5305-978-9355	SCREW, CAP, SOCKET HEAD: FL-FIL-HD, HEX-SOC, AL Y-STL, CD-PLD, NO. 18-24 UNC-3A, -5/8 LG MS16997-45 (96906)	D	EA	12	69	11	
PAFZZ	5310-688-2198	WASHER, LOCK: 0.205 ID, 3/64 THK, SIZE 10 8346053 (19204)	D	EA	8	69	12	
XAFZZ		HOUSING AND COVER: (MATCHED) TRAVERSE 20658 (10237)	B	EA	1	69	13	
PAFZZ	5365-282-6969	RING, RETAINING: EXT, STL, PHOS-FIN., 0.810 FREE ID, 0.042 THK MS16624-3087 (96906)	B	EA	1	69	14	
PAFZZ	1005-868-6888	GEAR, SPUR: 20672 (10237)	B	EA	1	69	15	
PAFZZ	5315-720-7038	KEY, MACHINE: SQ-ENDS-DL-RND, 3 / 16 W, 3 / 16 H, 7 / 8 O / A LG MS20066-184 (96906)	B	EA	1	69	16	
PAFZZ	5305-978-9393	SCREW, CAP, SOCKET HEAD: FL-FIL-HD, STL, 3/8-16 UNC-3, 7 / 8 LG MS16997-98 (96906)	D	EA	4	69	17	

Section IV. REPAIR PARTS LIST-Continued

(1) SMR Code	(2) Federal Stock Number	(3) Description Reference Number & Mfr. Code Usable on Code		(4) Unit of meas	(5) Qty inc in unit	(6) 30 day DS maint allowance			(7) 30-day GS maint allowance			(8) 1-yr alw per 100 equip cntgcy	(9) Depot maint alw per 100 equip	(10) Illustration	
						(a)	(b)	(c)	(a)	(b)	(c)			(a) Figure no.	(b) Item no.
						1-20	21-50	51-100	1-20	21-50	51-100				
PAFZZ	5310-688-2195	WASHER, LOCK- 3-8 INCH LOCKWASHER	D	EA	4	69	18	
XAFZZ	MS51848-12 (96906) PLATE FASTENING:	B	EA	1	69	19	
PAFZZ	5315-905-3807 20	20675 (10237) PIN, STRAIGHT, HEADLESS: DOWEL, ONE END CHAM,	B	EA	2.	69	
PAFZZ	5365-902-0398	ONE END RAD, CRES, 3/8 DIA, 2 LG MS16555-663 (96906) RING, RETAINING: INT, STL, PHOS-CTD, 2 NOM RING SIZE	D	EA	1	69	21	
PAFZZ	5305-984-4988 69	MS16625-3200 (96906) SCREW, MACHINE: PAN-HD, CROSS-RECESSED, STL, 22	B	EA	10	
PAFZZ	5310-045-4007	CD-PLD, NO. 6-32 UNC-2A, 3/8 LG MS35206-228 (96906) WASHER, LOCK: NO. 6	E	EA	10	69	23	
PAFZZ	1005-868-6885	MS35338-41 (96906) PLATE CAP:	E	EA	1	69	24	
PAFZZ	1005-868-6887	20668 (10237) GEAR, SPUR: OUTPUT	B	EA	1	69	25	
PAFZZ	3110-867-591	20671 (10237) BEARING, SPUR GEAR:	B	EA	2	69	26	
PAFZZ	3040-868-6884	22571 (10237) GEARSHAFT, SPUR:	B	EA	1	69	27	
PAFZZ	3110-554-0020	20667 (10237) BEARING, BALL, ANNULAR: GND, SR, RAD, NON- LOADING GROOVE, SELF-CONTAINED, BOTH RINGS FLUSH, RETAINER TYPE, ABEC 1 TOE, STD-FIT, 1/2 BORE DIA, 1-1/8 OD, 1/4 O/ A W, U / W GEAR 11644087	D	EA	2	69	28	
PAFZZ	3020-872-0928	S5KE4816 (21335) GEAR, SPUR:	D	EA	1	69	29	
PAFZZ	5315-687-5218	20666 (10237) KEY, WOODRUFF: RND BOTTOM, STL, 0.3750 CIRCLE DIA, 0.1250 THK, 0.1720 H	B	EA	1	69	30	
PAFZZ	3110-867-6590	MS35756-3 (96906) BEARING, GEARSHAFT:	D	EA	2	69	31	
PAFZZ	1005-868-6882	22570 (10237) GEARSHAFT, SPUR:	B	EA	1	69	32	
		20661 (10237)	B	EA	1	69	32	

Section IV. REPAIR PARTS LIST-Continued

(1) SMR Code	(2) Federal Stock Number	(3) Description Reference Number & Mfr. Code Usable on Code		(4) Unit of meas	(5) Qty inc in unit	(6) 30 day DS maint allowance			(7) 30-day GS maint allowance			(8) 1-yr alw per 100 equip cntgcy	(9) Depot maint alw per 100 equip	(10) Illustration	
						(a)	(b)	(c)	(a)	(b)	(c)			(a) Figure no.	(b) Item no.
						1-20	21-50	51-100	1-20	21-50	51-100				
PAHZZ	1005-867-5370	GROUP 3005		EA	2	70	1	
		CONTROL HANDLE ASSEMBLY													
PAFZZ	5310-208-9255	CAP, SPRING RETAINING: 23158 (10237) B		EA	2	70	2	
PAFZZ	5305-978-9355	NUT, SELF-LOCKING HEXAGON: (REFER TO KIT 1005-867-6605) D		EA	12	70	3	
PAFZZ	5310-045-3296	MS21044-C3 (96906) SCREW, CAP, SOCKET HEAD: FL-FIL-HD, HEX-SOC, AL Y-STL, CD-PLD, NO. 18-24UNC-3A,5/8 LG MS16997-45 (96906) D		EA	25	70	4	
PAHZZ	1005-868-6913	WASHER, LOCK: MS35338-43 (96906) D		EA	2	70	5	
PAHZZ	1005-867-6605	RETAINER, VALVE SPRING: 23157 (10237) B		EA	1	70	--	
		REPAIR KIT, HANDLE CONTROL ASSEMBLY: 5910645 (19204) B													
		COMPOSED OF:													
		4-PACKING, PREFORMED: MS28775-010 (96906)													
		21-PACKING, PREFORMED: MS28775-116 (96906)													
		1-PACKING, PREFORMED: MS28775-006 (96906)													
		2-SPOOL: 23004 (10237)													
		2-SHIM, CONTROL VALVE: 23027 (10237)													
		4-STOP, VALVE SPRING: 20723 (10237)													
		2-SPRING: 20724 (10237)													
		2-SPRING, HELICAL COMPRESSION: 23656 (10237)													
		1-SLEEVE: 22884 (10237)													
		2-NUT, SELF-LOCKING, HEXAGON: MS21044-C3 (96906)													
		2-PACKING, PREFORMED: MS28778-3 (96906)													
		2-PACKING, PREFORMED: MS28778-4 (96906)													
		2-WASHER, SPRING TENSION: 23015 (10237)													

Section IV. REPAIR PARTS LIST-Continued

(1) SMR Code	(2) Federal Stock Number	(3) Description Reference Number & Mfr. Code Usable on Code		(4) Unit of meas	(5) Qty inc in unit	(6) 30 day DS maint allowance			(7) 30-day GS maint allowance			(8) 1-yr alw per 100 equip cntgcy	(9) Depot maint alw per 100 equip	(10) Illustration	
						(a) 1-20	(b) 21-50	(c) 51-100	(a) 1-20	(b) 21-50	(c) 51-100			(a) Figure no.	(b) Item no.
XAHZZ	20723 (10237) SPRING: (REFER TO KIT 1005-867-6605)	B	EA	2	70	7	
PAHZZ	1005-867-5366	20724 (10237) CAP, VALVE, LOCK:	D	EA	1	70	8	
PAFZZ	5330-579-3156	22887 (10237) PACKING, PREFORMED: -O- RING, H FLEX, HYD-SYN- RBR, 0.737 ID, 0.943 OD, 0.103 O / A H (REFER TO KIT 1005-867-6605)	D	EA	2	70	9	
PAFZZ	5340-903-7519 10	MS28775-116 (96906) SPRING, HELICAL, COMPRESSION: LOCK VALVE, STL, BLK-OXIDE-FIN., 0.073 STK SIZE, 0.363 ID, 0.509 OD, 1.625 FREE LG 8, ACTIVE COILS (REFER TO KIT 1005- 867-6605)	B	EA	2.	70	11	
PAHZZ	1005-868-6921	23656 (10237) PISTON, HANDLE CONTROL ASSEMBLY:	B	EA	1	70	12	
XAHZZ	23680 (10237) SHIM, CONTROL VALVE: STL, CD-PLD, 37 / 64 ID, 0.935 OD, 0.002 THK (REFER TO KIT 1005-867-6605)	D	EA	2	70	70	
PAFZZ	4730-738-5463 13	23027 (10237) ELBOW, TUBE: STL, CD-OR ZN-PLD, U / W 1/4 OD TUBE, 7 / 16-20UNF-2A, ONE END, 1/2-20UNF-2A OTHER END, 90 DEG	B	EA	2	70	14	
PAFZZ	5330-805-2966	7385463 (19204) PACKING, PREFORMED: -O- RING, SYN-RBR, 0.351 ID, 0.494 OD, 0.072 O / A H (REFER TO KIT 1005-867-6605)	D	EA	2	70	15	
PAFZZ	5310-186-4947	MS28778-4 (96906) WASHER, NONMETALLIC: HYD GASKET, LEA., 0.577 OD, 0.094 THK	B	EA	2	70	16	
PAFZZ	5310-789-7632	MS28777-4 (96906) NUT, FITTING ADAPTER:	B	EA	1	70	17	
PAFZZ	4730-738-4731	7528653 (19204) REDUCER, TUBE: STL, CD-OR ZN-PLD, 1/2-20UNF-2A ONE END, 7 / 16-20UNF-2A OTHER END, 1.030 O / A LG	B	EA	4	70	18	
PAHZZ	1005-907-4851	7384731 (19204) RETAINER, METER PIN:	D	EA	1	70	19	
PAFZZ	5330-292-0580	7971362 (19204) PACKING, PREFORMED: -O- RING, SYN-RBR, 0.114 ID 0.254 OD, 0.070 THK (REFER TO KIT 1005-867-6605)	D	EA	1	70		
		MS28775-006 (96906)	D												

Section IV. REPAIR PARTS LIST-Continued

(1) SMR Code	(2) Federal Stock Number	(3) Description Reference Number & Mfr. Code Usable on Code		(4) Unit of meas	(5) Qty inc in unit	(6) 30 day DS maint allowance			(7) 30-day GS maint allowance			(8) 1-yr alw per 100 equip cntgcy	(9) Depot maint alw per 100 equip	(10) Illustration	
						(a) 1-20	(b) 21-50	(c) 51-100	(a) 1-20	(b) 21-50	(c) 51-100			(a) Figure no.	(b) Item no.
PAFZZ	4730-684-3793 21	NIPPLE, TUBE: STL,CD-PLD, 3/8:-24UNF-3A BOTH ENDS, 1-3 / 32 LG, U/W 3 / 16 OD TUBE	B	EA	5.	70	70
PAFZZ	5330-835-7485	MS21902-3 (96906) PACKING, PREFORMED: SYN-RBR, 0.301 ID, 0.429 OD, 0.064 O / A H (REFER TO KIT 1005-867-6605)	B	EA	2	70	22
PAFZZ	1005-867-5358	MS28778-3 (96906) MANIFOLD ASSEMBLY: 21767 (10237)	D	EA	1	70	23
PAFZZ	3110-100-6152	BALL, BEARING: CHROM STL, 0.281250 DIA, 0.000025 TOL	B	EA	2	70	24
PAFZZ	5360-570-6965	MS19059-50 (96906) SPRING, HELICAL, COMPRESSION: STL, 0.022 STK SIZE, 0.249 OD, 0.750 O / A LG, 16 ACTIVE COILS	B	EA	2	70	25
PAFZZ	1005-949-5760	7971350 (19204) STOP, SPRING: 23741 (10237)	D	EA	2	70	26
PAFZZ	5330-584-0266	PACKING, PREFORMED: -O- RING, CLASS B MATL, H FLEX, 1 / 16 THK, 1/4 ID (REFER TO KIT 1005-867-6005) MS28775-010 (96906)	B	EA	4	70	27
PAFZZ	5305-984-6192	GROUP 3005 CONTROL HANDLE ASSEMBLY - CONTINUED SCREW, MACHINE: CROSS-RECESSED, PAN-HD, CD- PLD, NO. 8-32UNC-2A, 7 / 16 LG	D	EA	6	71	1
PAFZZ	5310-045-3299	MS35206-244 (96906) WASHER, LOCK:	D	EA	6	71	2
PAFZZ	5305-053-1117	MS35338-42 (96906) SCREW, TAPPING, THREAD FORMING: PAN-HD, CROSS-RECESS, STL, CD-PLD5, NO. 6-20 THD SIZE, 0.156 GRIP LG, 0.312 LG	D	EA	6	71	3
XAFZZ	MS24621-16 (96906) COVER:	B	EA	1	71	4
PAFZZ	5305-983-8084	23166 (10237) SCREW, CAP, SOCKET HEAD: FL-FIL-HD, HEX-SOC, STL, CD-PLD W / CHROMATE FIN., 1/4-20UNC-3A, 3/4 LG	B	EA	4	71	5
PAFZZ	5310-596-4907	MS16997-60 96906) WASHER, LOCK: 24582 (78570)	D	EA	18	71	6
XAHZZ	SPOOL: (REFER TO KIT 1005-867-6605) 23004 (10237)	D	EA	1	71	7

Section IV. REPAIR PARTS LIST-Continued

(1) SMR Code	(2) Federal Stock Number	(3) Description Reference Number & Mfr. Code Usable on Code		(4) Unit of meas	(5) Qty inc in unit	(6) 30 day DS maint allowance			(7) 30-day GS maint allowance			(8) 1-yr alw per 100 equip cntgcy	(9) Depot maint alw per 100 equip	(10) Illustration	
						(a)	(b)	(c)	(a)	(b)	(c)			(a) Figure no.	(b) Item no.
						1-20	21-50	51-100	1-20	21-50	51-100				
XAHZZ		SLEEVE: (REFER TO KIT 1005-867-6605 22284 (10237) B	EA	2	71	8	
PAHZZ	1005-867-5379	SPOOL AND SLEEVE ASSEMBLY: MATCHED 11619137 (19204) D	EA	1	71	9	
PAFZZ	5330-579-3156	PACKING, PREFORMED: -O- RING, H FLEX, HYD-SYN- RBR, 0.737 ID, 0.943 OD, 0.103 O / A H (REFER TO KIT 1005-867-6605) D	EA	21	71	10	
PAFZZ	5330-585-6663 11	MS28775-116 (96906) D PACKING, PREFORMED: -O- RING, H FLEX, HYD, 0.362 ID, 0.568 OD, 0.103 O / A H	EA	4.	71		
PAFZZ	5310-088-4836 12	MS28775-110 (96906) D WASHER, SPRING TENSION: (REFER TO KIT 1005-867- 6605) B	EA	1.	71		
XAHZZ	23015 (10237) B WASHER, BLANK: (REFER TO KIT 1005-867-6605)	EA	1	71	13	
PAHZZ	1005-868-6921	23026 (52676) B PISTON, HANDLE CONTROL ASSEMBLY:	EA	1	71	14	
PAFZZ	5340-903-7519	23680 (10237) B SPRING, HELICAL, COMPRESSION: LOCK VALVE STL, BLK-OXIDE-FIN., 0.073 STK SIZE, 0.363 ID, 0.509 OD, 1.625 FREE LG, 8 ACTIVE COILS (REFER TO KIT 1005- 867 6605) B	EA	1	71	15	
PAHZZ	1005-868-6912	23656 (10237) B RETAINER, SPRING, LOCK VALVE:	EA	1	71	16	
PAFZZ	1005-930-5434	23156 (10237) D KIT, ELECTRICAL CONNECTION: 5910458 (19204) D CONSISTING OF: 2-INSERT: 8735996 (19204) 2-NUT: 8735997 (19204) 2-SETSCREW: 8735998 (19204)	EA	1	71	17	
PAFZZ	5305-978-9342	GROUP 3005 CONTROL HANDLE ASSEMBLY - CONTINUED SCREW, CAP, SOCKET HEAD: FLFIL-HD, SOC-RECESS DR, STL, CD-PLD W / CHROMATE FIN., NO. 4-40 NC-34, 1/4 LG	EA	4.	72	1	
PAFZZ	1005-868-8016	MS 16997-9 (96906) D RECEPTACLE, ELECTRICAL: 23167 (10237) B	EA	2	72	2	

Section IV. REPAIR PARTS LIST-Continued

(1) SMR Code	(2) Federal Stock Number	(3) Description Reference Number & Mfr. Code Usable on Code		(4) Unit of meas	(5) Qty inc in unit	(6) 30 day DS maint allowance			(7) 30-day GS maint allowance			(8) 1-yr alw per 100 equip cntgcy	(9) Depot maint alw per 100 equip	(10) Illustration	
						(a)	(b)	(c)	(a)	(b)	(c)			(a) Figure no.	(b) Item no.
						1-20	21-50	51-100	1-20	21-50	51-100				
PAFZZ	5310-934-9739	NUT, PLAIN, HEXAGON: MS35649-242 (96906)	D	EA	4	72	3
XAFZZ	COVER: 23166 (10237)	B	EA	1	72	4
PAFZZ	5305-978-9348	SCREW, CAP, SOCKET HEAD: FL-FIL-HD, HEX-SOC, AL Y-STL, CD-PLD, NO. 6-32 UNC-3A, 1/2 LG MS16997-20 (96906)	D	EA	4	72	5
PAFZZ	5310-543-2410	WASHER, LOCK: MS35338-40 (96906)	D	EA	20	72	6
XAFZZ	RETAINER: 23163 (10237)	B	EA	2	72	7
PAFZZ	5305-834-0342	SETSCREW: HEX-SOC, CUP PT, NYLON INSERT LOCKING TYPE, STL, CD-OR ZN-PLD, 1/4-20 UNC-3A, 1/4 LG 1090997 (19204)	D	EA	4	72	8
PAFZZ	1005-867-5374	HANDLE ASSEMBLY, CUPOLA CONTROL: RH, GUN- NERS 23164-2 (10237)	B	EA	1	72	9
PAFZZ	1005-907-0716	RETAINER, AND BOAT ASSEMBLY: 23164 1(10237)	B	EA	2	72	10
PAFZZ	5305-978-9371	SCREW, CAP, SOCKET HEAD: MS16562-22 (96906)	D	EA	4	72	11
PAFZZ	5310-045-3299	WASHER, LOCK: MS35338-42 (96906)	D	EA	4	72	12
PAFZZ	1005-867-5373	HANDLE ASSEMBLY, CUPOLA CONTROL: LH, GUN- NERS 23164-1 (10237)	B	EA	1	72	13
PAFZZ	5315-844-3955	PIN, SPRING: STL, CD-PLD W/CHROMATE, 3 / 32 DIA, 5 / 16 LG, SLTD MS16562-22 (96906)	D	EA	2	72	14
XAHZZ	SPOOL: (REFER TO KIT 1005-867-6605) 23004 (10237)	B	EA	1	72	15
PAOZZ	5315-814-3530 16	PIN, SPRING: STL, CD-PLD W / CHROMATE, 1/8 DIA, 5/8 LG, SLTD MS16562 (96006)	E	EA	2.	72	72

Section IV. REPAIR PARTS LIST-Continued

(1) SMR Code	(2) Federal Stock Number	(3) Description Reference Number & Mfr. Code Usable on Code		(4) Unit of meas	(5) Qty inc in unit	(6) 30 day DS maint allowance			(7) 30-day GS maint allowance			(8) 1-yr alw per 100 equip cntgcy	(9) Depot maint alw per 100 equip	(10) Illustration	
						(a)	(b)	(c)	(a)	(b)	(c)			(a) Figure no.	(b) Item no.
						1-20	21-50	51-100	1-20	21-50	51-100				
PAHZZ	1005-868-6914	SHAFT, HANDLE MOUNTING: 23159 (10237)	B	EA	1	72	17	
XAHZZ	LEVER: 10930789 (19204)	G	EA	1	72	18	
PAFZZ	5305-988-1721 19	SCREW, MACHINE: PAN-HD, CROSS-RECESSED, STL, CD-PLD, 1/4-20 UNC-2A, 3/8 LG MS35206-277 (96906)	D	EA	1	72		
PAHZZ	3110-867-6593	BEARING, FLANGER, YOKE: 23155 (10237)	B	EA	4	72	20	
PAHZZ	1005-868-6891	UNIVERSAL JOINT: 20711 (10237)	B	EA	1	72	21	
PAFZZ	5305-978-9369	SCREW, CAP, SOCKET HEAD: FL-FIL-HD, HEX-SOC, AL Y-STL, CD-PLD, NO. 8-32 UNC-3A, 3/8 LG MS16997-31 (96906)	D	EA	4	72	22	
PAFZZ	1005-867-5365	LEVER ASSEMBLY, TRAVERSE: 22732 (10237)	B	EA	1	72	23	
PAHZZ	1005-868-6915	YOKE, VALVE ACTUATING: 23165 (10237)	B	EA	1	72	24	
PAFZZ	1005-867-5375	BRACKET, YOKE MOUNTING: 23173 (10237)	B	EA	1	72	25	
GROUP 3005															
CONTROL HANDLE ASSEMBLY-CONTINUED															
PAOZZ	1005-867-5372	COVER, CONTROL HANDLE: 23162-2 (10237)	B	EA	1	73	1	
PAHZZ	1005-868-6901	TRIGGER, CONTROL HANDLES, GUNNER: 22547 (10237)	B	EA	2	73	2	
PAHZZ	1005-868-6900	TRIGGER, CONTROL HANDLES, GUNNER: 22543 (10237)	B	EA	2	73	3	
PAHZZ	1005-868-6902	SPRING, HELICAL, COMPRESSION: 22553 (10237)	B	EA	4	73	4	
PAFZZ	5970-235-2725	INSULATION SLEEVING, ELECTRICAL: 8744801 (19207)	D	EA	2	73	5	
PAHZZ	5930-699-9085	SWITCH, SENSITIVE: 28 V, 15 AMP, 2 WIRE LEAD TERM. WATER TIGHT, 0.813 W, 0.375 N, 1.813 LG MS39058-1 (96906)	D	EA	4	73	6	
XAFZZ	HANDLE: RH 23161-2 (10237)	B	EA	1	73	7	
PAOZZ	1005-867-5371	COVER, CONTROL HANDLE: 23162-1 (10237)	B	EA	1	73	8	
XAFZZ	HANDLED: LH 23161-1 (10237)	B	EA	1	73	9	

Section IV. REPAIR PARTS LIST-Continued

(1) SMR Code	(2) Federal Stock Number	(3) Description Reference Number & Mfr. Code Usable on Code		(4) Unit of meas	(5) Qty inc in unit	(6) 30 day DS maint allowance			(7) 30-day GS maint allowance			(8) 1-yr alw per 100 equip cntgcy	(9) Depot maint alw per 100 equip	(10) Illustration	
						(a)	(b)	(c)	(a)	(b)	(c)			(a) Figure no.	(b) Item no.
						1-20	21-50	51-100	1-20	21-50	51-100				
PAFZZ	5305-984-3021	GROUP 3006 MOTOR AND PUMP ASSEMBLY		EA	2	74	1
PAFZZ	5310-688-2196	SCREW, CAP, SOCKET HEAD: FL-FIL-HD, HEX-SOC, AL Y-STL, CD-PLD, 5 / 16-18 UNC-3A, 3 LG MS16997-88 (96906)		D											
PAFZZ	5310-688-2196	WASHER, LOCK: 5-16 INCH LOCKWASHER (76665)		B	8	74	2
PAFZZ	1005-867-5360	CONNECTOR, PUMP OUTLET: 22213 (10237)		B	1	74	3
PAFZZ	5330-804-5695	PACKING, PREFORMED: SYN-RBR, 0.468 ID, 0.624 OD, 0.078 O / A H		B	1.	74	4
PAFZZ	5330-584-1840	PACKING, PREFORMED: SYN-RBR, 0.489 ID, 0.629 OD, 0.070 H		D	1.	74	5
PAFZZ	5330-580-5055	MS28775-014 (96906) RETAINER, PACKING: MS28774-014 (96906)		D	1	74	6
PAFZZ	1005-868-6899	PUMP ASSEMBLY, HYDRAULIC: 11621596 (19204)		D	1	74	7
PAFZZ	5330-702-5643	PACKING, PREFORMED: SYN-RBR, 1.481 ID, 1.681 OD. 0.100 O / A H		D	1.	74	8
XAFZZ	MS28775-128 (96906) SCREW: (REFER TO BRUSH SET 1005-908-0826)		D	2	74	9
XAFZZ	MH20B (19728) WASHER, LOCK: (REFER TO BRUSH SET 1005-908-0826)		B											
PAFZZ	1005-908-0822	12X1014 (19728) COMMUTATOR, END HEAD: 2406 (110237)		B	1	74	11
PAHZZ	1005-867-6594	SEAL, ACCUMULATOR AND RESERVOIR ASSEMBLY: 23200 (10237)		B	1	74	12
PAFZZ	1005-908-0820	HEAD, DRIVE END: 24067 (10237)		B	1	74	13
PAFZZ	5365-908-0824	SHIM SET: 24071 (10237)		B	1	74	14
PAFZZ	3110-908-0823	BEARING, BALL, ANNULAR: 24070 (10237)		B	1	74	15
PAFZZ	1005-908-0821	ARMATURE ASSEMBLY: 24068 (10237)		B	1	74	16
PAFZZ	3110-908-0825	BEARING, BALL, ANNULAR: 24073 (10237)		B	1	74	17

Section IV. REPAIR PARTS LIST-Continued

(1) SMR Code	(2) Federal Stock Number	(3) Description Reference Number & Mfr. Code Usable on Code		(4) Unit of meas	(5) Qty inc in unit	(6) 30 day DS maint allowance			(7) 30-day GS maint allowance			(8) 1-yr alw per 100 equip cntgcy	(9) Depot maint alw per 100 equip	(10) Illustration	
						(a)	(b)	(c)	(a)	(b)	(c)			(a) Figure no.	(b) Item no.
						1-20	21-50	51-100	1-20	21-50	51-100				
PAFZZ	1005-908-0826	BRUSH SET, SERVICE: 24074 (10237) B CONSISTING OF: 2 - SCREW: MH20B (19728) 2 - WASHER, LOCK: 12X1014 (19728) 3 - SCREW: 20X3047 (19728) 3 - WASHER: 12X 195 (19728) 2 - SCREW: X2913 (19728) 2 - WASHER: X1270A (19728) 2 - BRUSH: MEL1013B		EA	1	74	--
XAFZZ	SCREW: (REFER TO BRUSH SET 1005-908-0826) 20X3047 (19728) B		EA	3	74	18
XAFZZ	WASHER: (REFER TO BRUSH SET 1005-908-0826) 12X195 (19728) B		EA	3	74	19
PAFZZ	1005-908-0829	SPRING SET, BRUSH: 24077 (10237) B		EA	1	74	20
XAFZZ	SCREW: (REFER TO BRUSH SET 1005-908-08261) X2913 (19728) B		EA	2	74	21
XAFZZ	WASHER: (REFER TO BRUSH SET 1005-908-0826) X1270A (19728) B		EA	2	7	22
XAFZZ	BRUSH: (REFER TO BRUSH SET 1005-908-0826) MEL1013B (19728) B		EA	2	74	23
PAFZZ	1005-908-0828	PLATE ASSEMBLY, BRUSH HOLDER: 24076 (10237) B		EA	1	74	24
PAFZZ	5915-921-6238	FILTER, RADIO INTERFERENCE: 11594093 (19204) B		EA	1	74	25
PAFZZ	1005-908-0827	FRAME AND FIELD ASSEMBLY: 24075 (10237) B		EA	1	74	26
PAFZZ	1005-867-5368	MOTOR ASSEMBLY, PUMP HYDRAULIC: 22898 (10237) B		EA	1	74	27
PAFZZ	5305-978-9347	GROUP 3007 INTERRUPTER VALVE ASSEMBLY SCREW, CAP, SOCKET HEAD: FL-FIL-HD, HEX-SOC, AL Y-STL, CD-PLD, NO. 6-32UNC-3A, -3/8 LG MS16997-19 (96906) D		EA	5	75	1

Section IV. REPAIR PARTS LIST-Continued

(1) SMR Code	(2) Federal Stock Number	(3) Description Reference Number & Mfr. Code Usable on Code		(4) Unit of meas	(5) Qty inc in unit	(6) 30 day DS maint allowance			(7) 30-day GS maint allowance			(8) 1-yr alw per 100 equip cntgcy	(9) Depot maint alw per 100 equip	(10) Illustration	
						(a) 1-20	(b) 21-50	(c) 51-100	(a) 1-20	(b) 21-50	(c) 51-100			(a) Figure no.	(b) Item no.
PAFZZ	3110-100-6161	BALL BEARING: STL, GRD, 0.0938 DIA MS 19059-42 (96906)	D	EA	1	75	3	
PAOZZ	5355-935-7661	KNOB: 10955654 (19204)	D	EA	1	75	4	
PAOZZ	5305-983-6651	SCREW, CAP, SOCKET HEAD: MS16998-27 (96906)	D	EA	5	75	5	
XAFZZ	COVER: 10955649 (19204)	D	EA	1	75	6	
PAFZZ	1005-903-7214	SPRING, HELICAL, COMPRESSION: STL, CD-PLD W / CHROMATE, 0.072 STK SIZE, 0.385 MIN ID. 0.550 MAX FREE OD, 1.250 FREE O / A LG, 8.4 COILS 10955653 (19204)	D	EA	1	75	7	
PAFZZ	5330-912-8471	WASHER, NONMETALLIC: RND, LEA., 0.445 ID, 0.625 OD, 0.062 THK MS35803-111 (96906)	D	EA	1	75	8	
PAFZZ	5315-843-7086	PIN, SPRING: 1/8 DIA, 1/2 LG MS16562-33 (96906)	D	EA	1	75	9	
PAFZZ	1005-906-6312	FOLLOWER ASSEMBLY: 1055859 (19204)	D	EA	1	75	10	
XAFZZ	PLATE: 10955648 (19204)	B	EA	1	75	11	
XAFZZ	SPOOL: 10955646 (19204)	B	EA	1	75	12	
XAHZZ	SPOOL: (REFER TO KIT 1005-867-66051) 5910645 (19204)	B	EA	1	75	13	
PAFZZ	5330-580-8918	PACKING, PREFORMED: SYN-RBR, 0.301 ID, 0.330 OD, 0.070 O / A H MS9021-011 (96906)	D	EA	2	75	14	
PAFZZ	5330-551-9574	PACKING, PREFORMED: SYN-RBR, 0.494 ID, 0.640 OD 0.073 MAT THK MS9021-014 (96906)	D	EA	2	75	15	
PAFZZ	4730-202-8836	REDUCER, TUBE: STL, CD-PLD, 7 / 16-20UNF-3A ON END, 3 / 8-24UNF-3A 2ND END, 1-9 / 64 O / A LG, W / HEX WRENCHING FEATURES 11 / 16 W ACROSS FLATS MS2916-4-3 (96906)	D	EA	2	75	16	
PAFZZ	4730-738-4731	REDUCER, TUBE: STL, CD-OR ZN-PLD, 1/2-20UNF-2A ONE, 7 / 16-20UNF-2A OTHER END, 1.030 O / A LG 7384731 (19204)	B	EA	1	75	17	

Section IV. REPAIR PARTS LIST-Continued

(1) SMR Code	(2) Federal Stock Number	(3) Description Reference Number & Mfr. Code Usable on Code		(4) Unit of meas	(5) Qty inc in unit	(6) 30 day DS maint allowance			(7) 30-day GS maint allowance			(8) 1-yr alw per 100 equip cntgcy	(9) Depot maint alw per 100 equip	(10) Illustration	
						(a)	(b)	(c)	(a)	(b)	(c)			(a) Figure no.	(b) Item no.
						1-20	21-50	51-100	1-20	21-50	51-100				
PAFZZ	4730-684-3793	NIPPLE, TUBE: STL, CD-PLD, 3 / 8-24UNF-3A BOTH ENDS, 1-3 / 32 LG, U / W-3 / 16 OD TUBE		EA	1	75	18
PAFZZ	5330-805-2966 19	MS21902-3 (96906) PACKING, PREFORMED: -O- RING, SYN-RBR, 0.351 ID, 0.494 OD, 0.072 O / A H (REFER TO KIT 1005-867-6605)		B	EA	2.	75
PAFZZ	5330-835-7485	MS28778-4 (96906) PACKIN, PREFORMED: SYN-RBR, 0.301 ID, 0.429 OD, 0.064 O / A H		D	EA	1	75	20
PAFZZ	5305-978-9385	MS28778-3 (96906) SCREW,CAP, SCOCKET HEAD: FL-FIL-HD, HEX SOC, AL Y-STL, CD-PLD, 1/4-20UNC-3A, 1 LG		D	EA	3	75	21
PAFZZ	5310-755-4866	MS16997-62 (96906) WASHER, RING INSTALLATION:		D	EA	29	75	22
XAFZZ	10941915-1 (19204) BODY ASSEMBLY: TRAVERSE HYDRAULIC INTERRUPTER		E	EA	1	75	23
		10955647 (19204)		D											
		GROUP 3008													
		INTERRUPTER BRAKE HOUSING ASSEMBLY													
PAFZZ	1005-908-5949	HOUSING ASSEMBLY:		D	EA	1	76	1
PAFZZ	1005-904-8118	10955018 (19204) TUBE, BENT STEEL:		B	EA	1	76	2
PAFZZ	4730-683-8839	10954994 (19204) TEE, TUBE: STL, CD-PLD, 3/8-24UNF-3A, 3 ENDS, 3/8 W ACROSS PADS, 1-5/8 LG, U / W 3 / 16 OD TUBE		B	EA	1.	76	3
PAFZZ	4730-684-3793	MS21905-3 (96906) NIPPLE, TUBE: STL, CD-PLD, 3/8-24UNF-3A BOTH ENDS, 1-3 / 32 LG, U/W 3 / 16 OD TUBE		B	EA	1.	76	4
PAFZZ	5330-835-7485	MS21902-3 (96906) PACKING, PREFORMED: SYN-RBR, 0.301 ID, 0.429 OD, 0.064 O / A H		B	EA	1	76	5
XAOZZ	MS28778-3 (96906) WIRE, STEEL, CORROSION RESISTING: (SEE BULK ISSUE FSN 9505-804-3814)		D	EA	1	76	6
PAFZZ	5305-964-0691	QQW423 (81348) SCREW, CAP, HEXAGON HEAD: AL Y-STL, PHOS-FIN., 3/8-16UNC-2A, 1-1/2 LG		E	EA	2.	76	7
XAFZZ	MS18154-62 (96906) HOUSING:		D	EA	1	76	8
		10955014 (19204)													

Section IV. REPAIR PARTS LIST-Continued

(1) SMR Code	(2) Federal Stock Number	(3) Description Reference Number & Mfr. Code Usable on Code		(4) Unit of meas	(5) Qty inc in unit	(6) 30 day DS maint allowance			(7) 30-day GS maint allowance			(8) 1-yr alw per 100 equip cntgcy	(9) Depot maint alw per 100 equip	(10) Illustration	
						(a)	(b)	(c)	(a)	(b)	(c)			(a) Figure no.	(b) Item no.
						1-20	21-50	51-100	1-20	21-50	51-100				
PAFZZ	5305-964-0613	SCREW, CAP, HEXAGON HEAD: AL Y-STL, PHOS-FIN., 1/4-28UNF-2A, 9 / 16 LG MS18153-4 (96906)	D	EA	4	76	9
PAFZZ	1005-908-5948	DISK, BRAKE: 10955004 (19207)	D	EA	1	76	10
PAFZZ	5305-959-2739	SCREW, MACHINE: FL-CSK-HD (80-82 DEG), CROSS- RECESS, STL, CD-PLD, NO. 6-UNF-2A, 3/8 LG MS35191-237 (96906)	D	EA	10	76	11
PAFZZ	1005-908-5944	PLATE, RETAINING, SPRING: 10954996 (19204)	D	EA	2	76	12
PAFZZ	1005-904-5064	SPRING: 10955612 (19204)	D	EA	2	76	13
PAFZZ	5330-559-6182 14	PACKING, PREFORMED: SYN-RBR, 0.796 ID, 1.074 OD, 0.139 MAT THK MS28775-211 (96906)	D	EA	2.	76	15
PAFZZ	5330-582-2116	RETAINER, PACKING: TETRAFLUOROETHYLENE (TFE) 0.828 ID, 1.068 OD, 0.120 MAT THK MS28774-211 (96906)	D	EA	2	76	16
PAFZZ	1005-908-8267	DISC, BRAKE: 10947539 (19204)	D	EA	2	76	17
PAFZZ	1005-908-5947	PISTON, BRAKE, CUPOLA: 10955000 (19204)	D	EA	2	76	18
PAFZZ	5365-905-2674	RING, RETAINING: MS16627-1162 (96906)	D	EA	3	76	19
PAFZZ	5306-052-5414	RING, RETAINING: EXT, TAPERED SECT TYPE , STL, CD-PLD, 0.693 FREE ID, 0.042 THK MS16627-1075 (96906)	D	EA	2	76	20
PAFZZ	3110-155-8874	BEARING, BALL, ANNULAR: SR, RAD, NONLOADING GROOVE, SELF-CONTAINED, BOTH RINGS FLUSH, 3/4 BORE DIA, 2-1/2 OD, 0.5625 W 700958 (21450)	D	EA	3	76	21
PAFZZ	1005-903-8194	SHAFT, SHOULDERED: 10955008 (19204)	D	EA	1	76	22
PAFZZ	3020-904-5065	GEAR, SPUR: 1095507 (19204)	D	EA	1	76	23
PAFZZ	5315-616-5522	KEY, WOODRUFF: STL, 0.740 CIRCLE DIA, 0.187 THK, 0.308 H MS35756-12 (96906)	D	EA	1	76	24
PAFZZ	5365-285-7940	RING, RETAINING: 10015592-020 (18876)	D	EA	1	76	24

Section IV. REPAIR PARTS LIST-Continued

(1) SMR Code	(2) Federal Stock Number	(3) Description Reference Number & Mfr. Code Usable on Code		(4) Unit of meas	(5) Qty inc in unit	(6) 30 day DS maint allowance			(7) 30-day GS maint allowance			(8) 1-yr alw per 100 equip cntgcy	(9) Depot maint alw per 100 equip	(10) Illustration	
						(a) 1-20	(b) 21-50	(c) 51-100	(a) 1-20	(b) 21-50	(c) 51-100			(a) Figure no.	(b) Item no.
PAFZZ	5365-205-4736	RING, RETAINING: 10015813-050 (18876)	D	EA	1	76	26	
PAFZZ	1005-908-5952	GEARSHAFT, SPUR: 10955006 (19204)	D	EA	1	76	27	
PAFZZ	3020-904-5066	GEAR, SPUR: 109055005 (19204)	D	EA	1	76	28	
PAFZZ	5305-990-6444	SCREW, MACHINE: PAN-HD, STL, CD-PLD, NO. 10-32UNF-2A, 3/8 LG MS35207-261 (96906)	D	EA	1	76	29	
PAFZZ	5310-584-7800	WASHER, FLAT: MS15795-708 (96906)	D	EA	1	76	30	
PAFZZ	5315-905-5155	PIN, STRAIGHT, HEADLESS: DOWEL, BOTH ENDS RAD, CRES, -3/8 DIA, 7 / 8 LG MS9390-69 (96906)	D	EA	2	76	31	
PAFZZ	5305-851-6495	SCREW, CAP, HEXAGON HEAD: DLD F / LKG WIRE, STL, PHOS-FIN., 7 / 16-14UNC-2A, 1-1/2 LG MS51097-88 (96906)	B	EA	4	76	32	
PAFZZ	5310-866-5293 33	WASHER, FLAT: AL Y OR STL, CD-PLD, 0.468 ID. 0.075 OD, 0119 THK, 7/ 16 SCREW SIZE 10910174-4 (19204)	D	EA	4.	76	34	
XAFZZ	HOUSING: 10955015 (19204)		EA	1	76	34	
PAOZZ	5315-814-3530	GROUP 4000 HATCH COVER AND RELATED PARTS PIN, SPRING: STL, CD-PLD W / CHROMATE, 1/8 DIA, 5/8 LG, SLTD MS16562-35 (96906)	E	EA	2.	77	1	
PAOZZ	5315-953-8998	PIN, LATCH COVER: 10930537 (19204)	E	EA	1	77	2	
PAOZZ	1005-953-8990	SPRING, HELICAL, TORSION: STL, 0.072 STK SIZE, 0.866 ID, 0.010 OD, 27 / 32 FREE LG, 2-1/2 COILS DBLE TORSION 10935904 (19204)	E	EA	1	77	3	
PAFZZ	1005-066-2553	LATCH, CUPOLA HATCH COVER: 10936634 (19204)	E	EA	1	77	4	

Section IV. REPAIR PARTS LIST-Continued

(1) SMR Code	(2) Federal Stock Number	(3) Description Reference Number & Mfr. Code Usable on Code		(4) Unit of meas	(5) Qty inc in unit	(6) 30 day DS maint allowance			(7) 30-day GS maint allowance			(8) 1-yr alw per 100 equip cntgcy	(9) Depot maint alw per 100 equip	(10) Illustration	
						(a) 1-20	(b) 21-50	(c) 51-100	(a) 1-20	(b) 21-50	(c) 51-100			(a) Figure no.	(b) Item no.
PAOZZ	1005-991-6730	SHIM, COVER, HATCH. CUPOLA: 10920535 (19204)	E	EA	2	77	6	
PAOZZ	5310-991-6729	WASHER, FLAT: 1093034 (19204)	E	EA	2	77	7	
PAOZZ	3120-991-6724	BUSHING., HINGE: 10930508 (19204)	E	EA	2	77	8	
PAOZZ	5315-855-3417	PIN, SPRING: STL, CD-PLD, 3 / 16 DIA, 1-7 / 8 LG MS09048-177 (96906)	G	EA	1	77	9	
PAOZZ	5305-071-2069	SCREW, CAP, HEXAGON HEAD: STL, CD-PLD, 1/2- 13UNC-2A, 1-1/2 LG MS90728-113 (96906)	E	EA	2	77	10	
PAOZZ	5310-763-8894 11	NUT, PLAIN, HEXAGON: STL, CD-PLD. 3/4-16UNF-2B, 1- 1/8 W ACROSS FLATS. 41 / 64 THK MS51968-24 (96906)	E	EA	4.	77		
PAOZZ	5310-877-7527 77	WASHER, FLAT: STL, CD-PLD, 0.812 ID, 1.500 OD, 0.179 12 THK 10910174-8 (19204)	E	EA	18	77		
PBOZZ	1005-689-6219	MOUNT, HINGE: LEFT 10930546 (19204)	E	EA	1	77	13	
XBOZZ	1005-245-8410	SHAFT: 10930543 (19204)	E	EA	1	77	14	
PAOZZ	1005-991-6734	SPRING, HELICAL, TORSION: STL, 0.500 STK SIZE, 1750 ID, 2.750 OD, 8.312 FREE LG, 14-1/4 COILS, SGLE TORSION 10930547 (19204)	E	EA	1	77	15	
XBFZZ	1005-082-0015	BUSHING: 1093542 (19204)	E	EA	1	77	16	
PAFZZ	5305-269-3235	SCREW, CAP, HEXAGON HEAD: STL, CD-OR ZN-PLD W / CHROMATE FIN., 3/8-24UNF-2A, 7 / 8 LG MS90727-59 (96906)	E	EA	8	77	17	
XBFZZ	1005-245-8407	STOP, SPRING, HATCH COVER: 10930538 (19204)	E	EA	2	77	18	
PAOZZ	5305-068-0510	SCREW, CAP, HEXAGON HEAD: STL, CD-PLD, 3/8- 16UNC-2A. 1 LG MS90728-60 (96906)	E	EA	8	77	19	
PAOZZ	5310-637-9541	WASHER, LOCK: SPLIT, MED, STL, CD-OR ZN-PLD W / CHROMATE FIN., 3/8 SCREW SIZE, 0.688 OD, 0.104 THK MS35338-46 (96906)	E	EA	6	77	20	

Section IV. REPAIR PARTS LIST-Continued

(1) SMR Code	(2) Federal Stock Number	(3) Description Reference Number & Mfr. Code Usable on Code		(4) Unit of meas	(5) Qty inc in unit	(6) 30 day DS maint allowance			(7) 30-day GS maint allowance			(8) 1-yr alw per 100 equip cntgcy	(9) Depot maint alw per 100 equip	(10) Illustration	
						(a) 1-20	(b) 21-50	(c) 51-100	(a) 1-20	(b) 21-50	(c) 51-100			(a) Figure no.	(b) Item no.
PAOZZ	1005-928-3796	BUMPER ASSEMBLY: 11605621 (19204)	E	EA	1	77	22	
PAFZZ	1005-754-5276	SHIM: 10936390-1 (19204)	E	EA	V	77	23	
PAOZZ	5305-543-2419	SCREW, CAP, HEXAGON HEAD: STL, CD-OR ZN-PLD W / CHROMATE, .3/8-16UNC-2A, 1.125 LG	G	EA	3	77	24	
PAOZZ	1005-991-6728	RETAINER, LOOP, COVER, HATCH, CUPOLA: 10930531 (19204)	E	EA	1	77	25	
PAOZZ	1005-991-6727	LOOP, COVER, HATCH, CUPOLA: 10930530 (19204)	E	EA	1	77	26	
PAOZZ	1005-991-6725	STRAP, WEBBING: 10930526 (19206)	E	EA	1	77	27	
PAFZZ	5305-728-5475	SCREW, CAP, HEXAGON HEAD: STL, CD-OR ZN-PLD W / CHRIMATE FIN., 3/4-16UNF-2A, 5-1/2 LG	E	EA	2	77	28	
PAOZZ	1005-991-6726	SHIM: 10930528 (19204)	E	EA	1	77	29	
PAOZZ	5315-810-3702	PIN, SPRING: STL, CD-PLD, 0.125 DIA, 1 LG	E	EA	2	77	30	
PAOZZ	5315-755-4863	PIN, HANDLE: 10930529 (19204)	E	EA	2	77	31	
PAOZZ	1005-754-6525	HANDLE, HATCH COVER LOCK: 10930532 (19204)	E	EA	1	77	32	
XBOZZ	1005-082-0014	BRACKET: 109305331 (19204)	E	EA	1	77	33	
XBOZZ	2510-057-7051	COVER ASSEMBLY: 10930500 (19204)	E	EA	1	77	34	
PAOZZ	1005-991-6723	SEAL, RUBBER, ROUND SECTION: 10930500 (19204)	E	EA	1	77	35	
PAFZZ	5305-916-2345	GROUP 4002 VISION BLOCKS, SUPPORTS AND CUSHIONING PADS SCREW, CAP, HEXAGON HEAD: STL, CD-OR ZN-PLD, 3/4-16UNF-2A, 2 LG	E	EA	12	78	1	
PAFZZ	5310-877-7527	MS90727-187 (96906) WASHER, FLAT: STL, CD-PLD, 0.812 ID, 1.50) OI1), 0.179 THK 10910174-8 (19204)	E	EA	2.	78	2	

Section IV. REPAIR PARTS LIST-Continued

(1) SMR Code	(2) Federal Stock Number	(3) Description Reference Number & Mfr. Code Usable on Code		(4) Unit of meas	(5) Qty inc in unit	(6) 30 day DS maint allowance			(7) 30-day GS maint allowance			(8) 1-yr alw per 100 equip cntgcy	(9) Depot maint alw per 100 equip	(10) Illustration	
						(a)	(b)	(c)	(a)	(b)	(c)			(a) Figure no.	(b) Item no.
						1-20	21-50	51-100	1-20	21-50	51-100				
PAFZZ	5305-978-9396	SCREW, CAP, SOCKET HEAD: FL-FIL-HD, HEX-SOC, STL, CD-PLD W / CHROMATE, 3/8-16 UNC-3A, 1-1/2 LG MS16997-101 (96906)	E	EA	26	78	3
PAFZZ	5365-768-7080	SHIM: BRS, 0.720 W, 0.010 THK, 6 HOLES, 0.438 DIA 10883926 (19204)	E	EA	10	78	4
PAFDL	1005-768-5365	RING: UPPER RACE 10873679 (19207)	E	EA	1	78	5
PAFZZ	3110-768-8536 78	BALL BEARING: PLASTIC (U / W GEAR 10930472) (M26 6 MANUAL ONLY) 10873099 (19204)	C	EA	234	78	7
XAFZZ	RETAINER, BALL BEARING: PLASTIC, 119.980 LG, 0.625 W, 234 HOLES EQUALLY SPACED, 0.422 HOLE DIA (USE ON MANUAL ONLY) 1088339 (19204)	C	EA	1	78	7
PAFZZ	1005-991-6721	GEAR, SPUR: (STOCK EXHAUST TO 10954559, FSN 1005- 871-5669) 10930472 (19204)	G	EA	1.	78	8
PAFZZ	3020-871-5669	GEAR, SPUR: (USED W / BALL BEARING 7328567 AND 7328568 ONLY) 10954559 (19204)	E	EA	1	78	8
PAFDL	1005-073-0169	RING: LOWER RACE 10873680 (19207)	E	EA	1	78	9
PAOZZ	5305-068-0510 10	SCREW, CAP, HEXAGON HEAD: STL, CD-PLD, 3/8-164 NC-2A, 1 LG MS90728-60 (96906)	E	EA	8.	78	11
PAOZZ	5310-877-5972	WASHER, FLAT: STL, CD-PLD W / CHROMATE FIN., 0.406 ID, 0.750 OD, 0.190 THK 10910174-3 (19204)	E	EA	2	78	11
PAOZZ	1005-245-8414	RETAINER, VISION BLOCK: 10931034 (19204)	E	EA	16	78	12
PAOZZ	2590-973-1176	BLOCK, DIRECT VISION: 10925306 (19204)	E	EA	8	78	13
PAFZZ	5305-655-9681 14	SCREW, MACHINE: PAN-HD, BRS, 1/4-20 UNC-2A, 3/4 LG MS35229-81 (96906)	G	EA	1.	78	15
PAFZZ	5310-761-6882	NUT, PLAIN, HEXAGON: MS51967-2 (96906)	G	EA	1	78	15
PAFZZ	5310-809-4058 16	WASHER, FLAT: STL, CD-PLD, 14 ID, 7A OD, 0.104 THK MS27183-10 (96906)	E	EA	4.	78	15

Section IV. REPAIR PARTS LIST-Continued

(1) SMR Code	(2) Federal Stock Number	(3) Description Reference Number & Mfr. Code Usable on Code		(4) Unit of meas	(5) Qty inc in unit	(6) 30 day DS maint allowance			(7) 30-day GS maint allowance			(8) 1-yr alw per 100 equip cntgcy	(9) Depot maint alw per 100 equip	(10) Illustration	
						(a)	(b)	(c)	(a)	(b)	(c)			(a) Figure no.	(b) Item no.
						1-20	21-50	51-100	1-20	21-50	51-100				
PAFZZ	5340-827-8314	CLAMP, LOOP: STL, CD-PLD W/CHROMATE, 3/16 LOOP ID, 1/2 O/A W, 1 HOLE 9/32 DIA, W/O FASTENING DEVICE MS21333-33 (96906)	G	EA	1	78	17
PAFZZ	5305-889-3000	SCREW, MACHINE: PAN-HD, CROSS-RECESSED, STL, CD-PLD, NO. 6-32UNC-2A, 1/2 LG MS35206-230 (96906)	E	EA	4	78	18
PAFZZ	5310-983-8483	WASHER, FLAT: STL, 5/32 ID, 5/16 OD, 0.048 MAX THK MS27183-5 (96906)	E	EA	4	78	19
PAFZZ	5310-045-4007	WASHER, LOCK: NO. 6 MS35338-41 (96906)	E	EA	4	78	20
PAFZZ	5935-396-0068	GASKET: RBR, 1.00 APERTURE DIA, 1.281 O/A W, 0.031 THK, 1.281 O/A LG, 4 BOLT HOLES 7358503 (19204)	E	EA	1	78	21
PAFZZ	5305-988-1723	SCREW, MACHINE: PAN-HD, STL, CD-PLD W/CHROMATE, 1/4-20UNC-2A, 1/2 LG MS35 206-279 (96906)	E	EA	3	78	22
PAFZZ	5310-582-5965	WASHER, LOCK: SPLIT, MED, STL, CD-PLD W/CHROMATE FIN., 0.250 ID, 0.493 OD, 0.072 THK MS35338-44 (96906)	E	EA	7	78	23
PAFZZ	5340-057-3042	CLAMP, LOOP: CUSH, STL, CD-OR ZN-PLD, 1/2 LOOP ID, 1/2 w 573042 (10237)	G	EA	2	78	24
PAFZZ	5305-954-3937	SCREW, MACHINE: FL-CSK-HD (80-82 DEG), STL, CD- PLD W / CHROMATE, 1/-20UNC-2A, 7/ 8 LG MS35190-290 (96906)	E	EA	2	78	25
XBFZZ	1005-245-8407	STOP, SPRING, HATCH COVER: 10030538 (19204)	E	EA	2	78	26
PAOZZ	5310-763-8894	NUT, PLAIN, HEXAGON: STL, CD-PLD, +4-16UNF-2B, 1- 1/2h w ACROSS FLATS, 41/64 THK MS5 1968-24 (96906)	E	EA	4	78	27
PAFZZ	5305-728-5475	SCREW, CAP, HEXAGON HEAD: STL, CD-OR ZN-PLD W/CHROMATE FIN., 3/4-16UNF-2A, 5-1h LG MS90727-200 (96906)	E	EA	2	78	28
PAFZZ	5305-728-5474	SCREW, CAP, HEXAGON HEAD: STL, CD-OR ZN-PLD, 3/4-16UNF-2A, 3-1 LG MS90727-193 (96906)	E	EA	4	78	29
PAFZZ	1005-991-6732	PAD, CUSHION: PAD, CUSHIONING, 1-7/8 W, 75.00 LG, 1/2 THK 10930544 (19204)	G	EA	1	78	30

Section IV. REPAIR PARTS LIST-Continued

(1) SMR Code	(2) Federal Stock Number	(3) Description Reference Number & Mfr. Code Usable on Code		(4) Unit of meas	(5) Qty inc in unit	(6) 30 day DS maint allowance			(7) 30-day GS maint allowance			(8) 1-yr alw per 100 equip cntgcy	(9) Depot maint alw per 100 equip	(10) Illustration	
						(a) 1-20	(b) 21-50	(c) 51-100	(a) 1-20	(b) 21-50	(c) 51-100			(a) Figure no.	(b) Item no.
XAFZZ	SUPPORT, CUPOLA VISION BLOCK: BOTTOM 100930505 (19204)	G	EA	1	78	32	
PAFZZ	3110-214-0902	BALL, BEARING: PLASTIC, .4063 SPHER DIA (WHITE OR CREAM) (USED W./GEAR 10954559)) (U/O M26 POWER ONLY) 7328567 (19204)	F	EA	151	78	33	
PAFZZ	3110-214-0903	BALL, BEARING: PLASTIC, SPACER .3937 DIA (ANY COLOR BUT WHITE OR CREAM) (U / W GEAR 10954559) (U/O M26 POWER ONLY) 7328568 (19207)	F	EA	151	78	34	
PAFZZ	5305-964-0630	GROUP 5000 ELEVATING MECHANISM, UPPER PORTION SCREW, CAP, HEXAGON HEAD: DLD FILKG WIRE, AL Y-S, PHOS-FIN., 1/2 -20UNF-2A, 7/8 LG MS18153-112 (96606)	B	EA	1	79	1	
PAFZZ	5310-584-5272	WASHER, LOCK: SPLIT, STL, CD-OR ZN-PLD W/CHROMATE FIN., 0.500 ID, 0.879 OD, 0.135 THK MS35338-48 (96906)	G	EA	4	79	2	
PAFZZ	5310-755-4865	WASHER, FLAT: 10930826 (19204)	E	EA	1	79	3	
PAFZZ	5315-012-0123	PIN,COTTER: STL, CD-PLD W/CHROMATE, 1/8 DIA, 1-1/4/ LG MS24665-355 (96906)	B	EA	2	79	4	
PAFZZ	5315-755-4876	PIN, ELEVATING MECHANISM: 153793 (19204)	B	EA	1	79	5	
PAFZZ	1005-754-6615	LEVER, ELEVATING MECHANISM: 1953675 192041	B	EA	1	79	6	
PAFZZ	5330-990-8306	SEAL, PLAIN, ENCASED: STL, CASE, SYN-RBR ELEMENT, 2-7/8 BORE DIA, 2/8 SHAFT DIA, 7/16 W MS51000-130-3 (96906)	E	EA	1	79	7	
PAFZZ	5305-878-8614	BOLT, MACHINE: HEX-HD, STL, PHOS-CTD, :1/2-24UNF-2A.,7/8 LG, 0.7 18THK.0.226 H, 0.551 W MS5198-59 (9606)	G	EA	6	79	8	
XAFZZ	RETAINER: 1093674 (19204)	D	EA	1	79	9	
XADZZ	WIRE, STEEL, CORROSION RESISTING- (SEE BULK ISSUE FSN 9505-804-3814) QQW423 (81348)	E	EA	V	79	10	

Section IV. REPAIR PARTS LIST-Continued

(1) SMR Code	(2) Federal Stock Number	(3) Description Reference Number & Mfr. Code Usable on Code		(4) Unit of meas	(5) Qty inc in unit	(6) 30 day DS maint allowance			(7) 30-day GS maint allowance			(8) 1-yr alw per 100 equip cntgcy	(9) Depot maint alw per 100 equip	(10) Illustration	
						(a)	(b)	(c)	(a)	(b)	(c)			(a) Figure no.	(b) Item no.
						1-20	21-50	51-100	1-20	21-50	51-100				
PAFZZ	5310-298-9255	NUT, PLAIN, HEXAGON: AL Y-STL, CD-PLD, 3/4 ID, 1 1/8 W, 15/32 O/A H	B	EA	1	79	11
PAFZZ	5310-209-5290	NAS509-12 (80205) WASHER, KEY: STL, CD-PLD, 0.772 HOLE DIA, 1.120 OD, 0.071 THK, 1 INTERNAL KEY, 0.114 W	B	EA	1	79	12
PAFZZ	1005-868-8015	NAS513-12 (80205) BEARING, PLAIN, ROD END: 11621588 (19204)	B	EA	1	79	13
PAFZZ	4730-908-3194	CLAMP, HOSE: MS35842-11 (96906)	D	EA	1	79	14
PAFZZ	4730-908-3193	CLAMP, HOSE: LOW PRESSURE, ADJ, BAND TYPE, CRES, 1-1/2/2 to 2-5/8 ID	B	EA	1	79	15
PAFZZ	1005-755-4868	MS35842-12 (96906) BEHOWS, RUBBER: 152603 (19204)	B	EA	1	79	16
GROUP 5000															
ELEVATING MECHANISM, LOWER PORTION															
PAFZZ	1005-868-8012	SCRAPER, RING 22567 (10237)	B	EA	1	80	1
PAFZZ	5330-171-6749	RETAINER, PACKING: TEFLON, 1,000 ID, 1.240 OD, 0.075 O/A H	B	EA	1	80	2
PAFZZ	5330-579-3163	MS28782-19 (96906) PACKING, PREFORMED: SYN-RBR, .84 ID, 1.262 OD, 0.139 O/A H	B	EA	1	80	3
PAFZZ	5305-983-6623	MS28775-214 (96906) SCREW, CAP. SOCKET HEAD: FL-FIL-HD, HEX-SOC AL Y-STL, CD-PLD, 5/ 16-18UNC-3A, 1-1/2 LG	B	EA	4	80	4
PAFZZ	5310-688-2196	MS16997-82 (96906) WASHER, LOCK: 5-16 INCH LOCKWASHER (76665)	B	EA	2	80	5
PAFZZ	5330-641-3763	PACKING, PRLFORMED: SYN-RBR, 1.421 ID, 1.69 OD, 0.139 O/A H	B	EA	4	80	6
PAFZZ	5330-171-7346	MS28775-2211 90) REHTANER. PACKING: TEFLON, 1.438 ID, 1.682 O1), 0.020 THK	B	EA	4	80	7
PAFZZ	1005-868-6908	MS128782-26 (96906) PLATE ASSEMBLY, GLAND AND MOUNTING: 23028 (10237)	B	EA	1	80	8

Section IV. REPAIR PARTS LIST-Continued

(1) SMR Code	(2) Federal Stock Number	(3) Description Reference Number & Mfr. Code Usable on Code		(4) Unit of meas	(5) Qty inc in unit	(6) 30 day DS maint allowance			(7) 30-day GS maint allowance			(8) 1-yr alw per 100 equip cntgcy	(9) Depot maint alw per 100 equip	(10) Illustration	
						(a) 1-20	(b) 21-50	(c) 51-100	(a) 1-20	(b) 21-50	(c) 51-100			(a) Figure no.	(b) Item no.
PAFZZ	5310-789-7632	NUT, FITTING ADAPTER: 7528653 (19204)	B	EA	2	80	10	
PAFZZ	5310-186-4947	WASHER, NONMETAHIC: HYD GASKET, LEA., 0.577 OD, 0.094 THK MS28777-4 (96906)	B	EA	1	80	11	
AFZZ	5330-805-2966	PACKING, PREFORMED: -O- RING, SYN-RBR 0.35 ID, 0.494 OD, 0.072 O/A H (REFER TO KIT 1005-867-6605) MS28778-4 (96906)	B	EA	2	80	12	
PAFZZ	5305-983-5347	SCREW, CAP, SOCKET HEAT: FL-FIL-HD, HEX-SOC, AL Y-STL, CD-PLD, 5/16-18UNC-3A, 7/8 LG MS16997-79 (96906)	D	EA	4	80	13	
PAFZZ	1005-867-5369	GLAND, END, ELEVATING PISTON CYLINDER: 23030 (10237)	B	EA	1	80	14	
PAFZZ	1005-868-6907	PISTON ASSEMBLY: 22875 (10237)	B	EA	1	80	15	
PAFZZ	1005-867-5347	CYLINDER, ELEVATING MECHANISM: 20678 (10237)	B	EA	1	80	16	
GROUP 5000 ELEVATING MECHANISM, LOWER PORTION- CONTINUED															
PAFZZ	1005-868-6890	TUBE ASSEMBLY: 2688(10237)	B	EA	1	81	1	
PAFZZ	4730-738-4731	REDUCER,TUBE: STL, CD-ORZN-PLD, 1/2-20OUNF-2A ONE END, 7/ 16-20UNF-2A OTHER END, 1.030 / A LG 7384731 (19204)	B	EA	1	81	2	
PAFZZ	5330-805-2966	PACKING, PREFORMED: -O- RING, SYN-RBR. 0.351 ID 0.494 OD, 0.072 O/A H (REFER TO KIT 1005-867-6605) MS28788-4 (96906)	B	EA	2	81	3	
PAFZZ	1015-570-6971	VALVE ASSEMBLY: 7971357 (19204)	D	EA	2	81	4	
PAFZZ	5305-978-9359	SCREW, CAP, SOCKET HEAD: FL-FIL-HD, HEX-OSC, AL Y-STL, CD-PLD. NO. 10-24UNC-3A, 1-1/4 LG MS16997-49 (96906)	B	EA	3	81	5	
PAFZZ	5310-688-2198	WASHER, LOCK: 0.205 ID, 3/64 THK, SIZE 10) 8346053 (19204)	D	EA	12	81	6	
PAFZZ	4820-868-6903	VALVE, SAFETY RELIEF: 22568 (10237)	B	EA	1	81	7	

Section IV. REPAIR PARTS LIST-Continued

(1) SMR Code	(2) Federal Stock Number	(3) Description Reference Number & Mfr. Code Usable on Code		(4) Unit of meas	(5) Qty inc in unit	(6) 30 day DS maint allowance			(7) 30-day GS maint allowance			(8) 1-yr alw per 100 equip cntgcy	(9) Depot maint alw per 100 equip	(10) Illustration	
						(a) 1-20	(b) 21-50	(c) 51-100	(a) 1-20	(b) 21-50	(c) 51-100			(a) Figure no.	(b) Item no.
XBFZZ	1005-082-0048	MECHANISM ASSEMBLY, ELEVATING: 11610208 (19204)	B	EA	1	81	9	
GROUP 6001															
FRONT AND READ SIGHTS, GUN CRADLE ASSEMBLY															
PADZZ	5305-755-4867	THUMBSCHREW ASSEMBLY: 10942215(19204)	E	EA	4	82	1	
PADZZ	1005-754-5278	SIGHT ASSEMBLY, REAR GUN: 10942216 (19204)	G	EA	1	82	2	
PADZZ	5305-543-2419	SCREW, CAP, HEXAGON HEAD: STL, CD-OR ZN-PLD W / CHROMATE, :7/8-16UNC-2A, 1.125 LG MS90728-61 (96906)	E	EA	3	82	3	
PADZZ	5310-877-5972	WASHER, FLAT: STL, CD-PLD W/CHROMATE FIN., 0.406 ID, 0.750 OD, 0.190 THK MS910174-3 (19204)	G	EA	4	82	4	
PADZZ	1005-950-1252	HOLDER ASSEMBLY, FRONT GUN SIGHT: 10942217 (19204)	E	EA	1	82	5	
PADZZ	1005-991-6737	SIGHT, GUN FRONT: 109301619 191204)	G	EA	1	82	6	
GROUP 6006															
AMMUNITION BOX TRAY ASSEMBLY, CALIBER .50, MACHINE GUN, M2.															
PADZZ	5315-842-3044	PIN, COTTER: MS24665-283 (96906)	E	EA	1	83	1	
PAFZZ	5315-711-4363	PIN, STRAIGHT, HEADED: RND-HD, DLD-F/C PIN STL,, 5 / 16 SHK DIA, 3-1/ 16 SHK LG 7114363 (19204)	B	EA	1	83	2	
PAFZZ	5360-541-2820	SPRING, HELICAL, TORSION: STL, .118 STK SIZE, 0.626 OD, 2-9/32 LG, 16 COILS, DBLE TORSION 5412820 (19204)	B	EA	1	83	3	
PAFZZ	1005-711-4359	STRAP: 7114359 (19204)	B	EA	1	83	4	
PAFZZ	5315-707-0144	PIN. STRAIGHT, HFEADED: RND-HD. SPL. 0.187 SHK DIA, 2.562 SHK LG 7070144 (19204)	E	EA	1	83	5	
PAFZZ	1005-633-7900	PAD: 63370 4 P204)	B	EA	1	83	6	
PAFZZ	5315-707-0145	PIN. STRAIGHT. HEADED: RND-HD, STL, 0.375 SHK DIA. 3.156 SHK LG 70701454 (19204)	B	EA	1	83	7	

Section IV. REPAIR PARTS LIST-Continued

(1) SMR Code	(2) Federal Stock Number	(3) Description Reference Number & Mfr. Code Usable on Code		(4) Unit of meas	(5) Qty inc in unit	(6) 30 day DS maint allowance			(7) 30-day GS maint allowance			(8) 1-yr alw per 100 equip cntgcy	(9) Depot maint alw per 100 equip	(10) Illustration	
						(a) 1-20	(b) 21-50	(c) 51-100	(a) 1-20	(b) 21-50	(c) 51-100			(a) Figure no.	(b) Item no.
XAFZZ	STRAP, AMMUNITION TRAY: 5652801 (19204)	B	EA	1	83	9	
PAFZZ	5320-541-2816	RIVET, SOLID: FIL-HS, STL, ANLD STGHT SHK, W / SHOULDER 0.312 OD, 7 / 8 LG 5412816 (19204)	B	EA	2	83	10	
PAFZZ	1005-541-2817	CAM LOCKING: 5412817 (19204)	B	EA	1	83	11	
PACHH	1005-659-0078	TRAY ASSEMBLY: 6500178 (19204)	B	EA	1	83	12	
GROUP 5001 EQUILIBRATOR AND RIGHT CRADLE SUPPORT ASSEMBLY															
PAFZZ	5305-992-7126	SCREW, SHOULDER: FL-FIL-HD, STL, CD-PLD, 3/4 11UNC-3A, 2-1/4 LG 10930752 (19204)	E	EA	1	84	1	
PAFZZ	5310-877-7527	WASHER, FLAT: STL, CD-PLD, 0.812 ID, 1.500 OD, 0.17 THK 10930174-8 1204	E	EA	2	84	2	
PBFZZ	1005-102-6789	CYLINDER, OUTER, EQUILIBRATOR: (WELDED) 109301748i (19204)	E	EA	1	84	3	
XAFZZ	SLEEVE 10930746 (19204)	G	EA	1	84	4	
PAFZZ	3120-991-0247	BEARING, SLEEVE: 10888013-1 (19204)	E	EA	1	84	5	
PAFZZ	1005-960-7586	SPRING, HELICAL, COMPRESSION: STL, CD-FIN., 0.343 STK SIZE, 2-1/8 ID, 2.811 FREE OD, 30-1/2 FREE LG, 32 COILS 10930751 (19204)	E	EA	1	84	6	
XAFZZ	SPRING, INNER EQUILIBRATOR: 1036321 (19204)	G	EA	2	84	7	
PAFZZ	5315-058-6127	PIN, SPRING: STL, PHOS-CTD, 3/ 16 DIA, 2 LG 586127 (21450)	E	EA	1	84	8	
PAFZZ	5315-755-4864	PIN, GUN EQUILIBRATOR: 10930750 (19204)	E	EA	1	84	9	
PBFZZ	1005-102-6788	CYLINDER, INNER, EQUILIBRATOR: (WELDED) 10930745 (19204)	E	EA	1	84	10	

Section IV. REPAIR PARTS LIST-Continued

(1) SMR Code	(2) Federal Stock Number	(3) Description Reference Number & Mfr. Code Usable on Code		(4) Unit of meas	(5) Qty inc in unit	(6) 30 day DS maint allowance			(7) 30-day GS maint allowance			(8) 1-yr alw per 100 equip cntgcy	(9) Depot maint alw per 100 equip	(10) Illustration	
						(a) 1-20	(b) 21-50	(c) 51-100	(a) 1-20	(b) 21-50	(c) 51-100			(a) Figure no.	(b) Item no.
PAFZZ	5305-269-3242	SCREW, CAP, HEXAGON HEAD: STL, CD-PLD, 3/8- 24UNF-2A, 2LG MS90727-66 (96906)	E	EA	4	84	12	
PAFZZ	5310-080-6004	WASHER, FLAT: STL, CD-PLD W/CHROMATIC FIN., 1.406 ID, 0.812 OD, 0.080 MAX THK MS27183-14 (96906)	E	EA	1	84	13	
XBFZZ	1005-464-1291	COVER: 10930739 (19204)	E	EA	1	84	14	
PAFZZ	1005-991-6770	SHIM: 10930827 (19204)	E	EA	2	84	15	
PAFZZ	SUPPORT ASSEMBLY: 10930699 (19204)	G	EA	1	84	16	
XAFZZ	SUPPORT, GUN CRADLE: RIGHT 10930590 (19204)	G	EA	1	84	17	
PAFZZ	1005-991-6740	SHIM: 10930625 (19204)	E	EA	2	84	18	
PAFZZ	5315-988-8781	PIN, STRAIGHT, HEADLESS: STL, PHOS-CTD, 5/ 16 DIA, 1-1/4 LG MS16555-354 (96906)	G	EA	4	84	19	
PAFZZ	1005-991-6739	SHIM: 10930624 (19204)	E	EA	2	84	20	
PAFZZ	5305-071-2070	SCREW, CAP, HEXAGON HEAD: STL, CD-OR ZN-PLD, 1/2-13UNC-2A, 1-3/4 LG MS90728-114 1(96906)	G	EA	4	84	21	
PAOZZ	5310-866-4417	WASHER, FLAT: STL, CD-PLD W/CHROMATE FIN., 17/32 ID, 1 OD, 0.154 THK 1091074-5 (19204)	G	EA	4	84	22	
PAOZZ	5340-987-1287	PIN ASSEMBLY, GUN CRADLE: 10930631 (19204)	G	EA	1	84	23	
PAFZZ	5305-719-5184	SCREW, CAP, HEXAGON HEAD: STL, CD-OR ZN-PLD W/CHROMATE FIN., 1/2-20UNF-2A, 1 LG MS90727-109 (96906)	E	EA	4	84	24	
PAFZZ	5310-584-5272	WASHER, LOCK: SPLIT, STL, CD-OR ZN-PLD W/CHROMATE FIN., 0.500 ID, 0.879 OD, 0.135 THK MS35338-48 (96906)	G	EA	4	84	25	
PAFZZ	5305-269-3235	SCREW, CAP, HEXAGON HEAD: STL, CD-OR ZN-PLD W/CHROMATE FIN., 3/8--24UNF-2A, 7/8 LG MS90727-59 (96906)	E	EA	8	84	26	

Section IV. REPAIR PARTS LIST-Continued

(1) SMR Code	(2) Federal Stock Number	(3) Description Reference Number & Mfr. Code Usable on Code		(4) Unit of meas	(5) Qty inc in unit	(6) 30 day DS maint allowance			(7) 30-day GS maint allowance			(8) 1-yr alw per 100 equip cntgcy	(9) Depot maint alw per 100 equip	(10) Illustration	
						(a) 1-20	(b) 21-50	(c) 51-100	(a) 1-20	(b) 21-50	(c) 51-100			(a) Figure no.	(b) Item no.
PAOZZ	5310-877-5972	WASHER, FLAT: STL, CD-PLD W/CHROMATE FIN., 0.406 ID, 0.750 OD, 0.190 THK 10936270 (19204)	E	EA	4	84	28	
XAFZZ	BRACKET: 10362701 (19204)	E	EA	1	84	29	
PAFZZ	5305-267-8952	SCREW, CAP, HEXAGON HEAD: STL, CD-PLD W/CHROMATE, 1/4-28UNF-2A, 1/2 LG MS90727-3 (96906)	E	EA	1	84	30	
PAFZZ	5310-407-9566	WASHER, LOCK: MS35338-45 (96906)	E	EA	6	84	31	
PAFZZ	1005-991-0205	GUIDE, FEED, AMMUNITION: 10930870 (19204)	E	EA	1	84	32	
XAFZZ	BRACKET: 10930871 (19204)	E	EA	1	84	33	
PAOZZ	1005-987-1286	PIN ASSEMBLY, GUN CRADLE: 10930630 (19204)	E	EA	1	84	34	
PAFZZ	5315-234-1626	PIN, COTTER: BR. 1/8 DIA, 1 LG MS 24665-387 (96906)	E	EA	1	84	35	
PAFZZ	5315-987-1285	PIN, INSTAHATION KIT: FL-HD, STL, PHOS-CTD, 0.561 SHK DIA, 3-11 /16 LG 10930626 (19204)	E	EA	1	84	36	
PAOZZ	1005-104-8904	BRACKET, MOUNTING. MACHINE GUN: 10936152 (19204)	E	EA	1	84	37	
GROUP 5000															
GUN CRADLE LEFT SUPPORT AND UPPER ELEVATING MECHANISM ASSEMBLY															
AFFZZ	SUPPORT ASSEMBLY: 10930698 (19204)	E	EA	1	85	29	
XAFZZ	SUPPORT, LEFT: 10936174 (19204)	E	EA	1	85	30	
PAFZZ	3120-991-0247	BEARING, SLEEVE: 10888013-1 (19204)	E	EA	2	85	31	
PAFZZ	1005-991-6770	SHIM: 10930827 (19204)	E	EA	2	85	33	
PADZZ	1005-754-6578	CRADLE ASSEMBLY, GUN: 10935872 (19204)	E	EA	1	85	34	

Section IV. REPAIR PARTS LIST-Continued

(1) SMR Code	(2) Federal Stock Number	(3) Description Reference Number & Mfr. Code Usable on Code		(4) Unit of meas	(5) Qty inc in unit	(6) 30 day DS maint allowance			(7) 30-day GS maint allowance			(8) 1-yr alw per 100 equip cntgcy	(9) Depot maint alw per 100 equip	(10) Illustration	
						(a)	(b)	(c)	(a)	(b)	(c)			(a) Figure no.	(b) Item no.
						1-20	21-50	51-100	1-20	21-50	51-100				
PAFZZ	3110-070-5667	BEARING, DOUBLE ROW, TAPERED: 8712186 (19204)	G	EA	2	85	35
PAFZZ	5330-990-8306	SEAL, PLAIN, ENCASED: STL, CASE, SYN-RBR ELEMENT, 2-7/8 BORE DIA, 2-7/8 SHAFT DIA, 7/16 W MS51000-130-3 (96906)	E	EA	1	85	36
XBFZZ	1005-457-9330	RETAINER: 10930829 (19204)	E	EA	2	85	37
PAFZZ	5305-878-8614	BOLT, MACHINE: HEX-HD, STL, PHOS-CTD, : ³ /8-24UNF- 2A, 7 / 8 LG, 0.718THK, 0.226H,0.551 W MS51098-59 (96906)	G	EA	6	85	38
XAFZZ	TRUNNION, LEFT: 10936169 (19204)	G	EA	1	85	39
XAFZZ	TRUNNION, RIGHT: 10936153 (19204)	G	EA	1	85	40
XAFZZ	PIN, STRAIGHT, HEADLESS: MS 16555-628 (96906)	G	EA	2	85	41
PAFZZ	5305-269-3241	SCREW, CAP, HEXAGON HEAD: STL, CD-OR ZN-PLD, ³ /8-24UNF-2A, 1-:V LG MS90727-65 (96906)	G	EA	4	85	42
PAFZZ	5310-080-6004	WASHER, FLAT: STL, CD-PLD W/CHROMATE FIN., 0.406 ID, 0.812 OD, 0.080 MAX THK MS27183-14 (96906)	E	EA	5	85	43
PAFZZ	5315-988-8782 44	PIN, STRAIGHT, HEADLESS: CRES, PASS-FIN., 1/4 x 1/2 MS16555-650 (96906)	G	EA	2.	85	44
XAFZZ	BRACKET: 1(930586 (19204)	G	EA	1	85	45
PAFZZ	5315-682-1746	PIN, STRAIGHT, HEADLESS: ONE END CHAM, ONE END RAD, CRES, PASS FIN., 5 / 16 DIA, 1 LG MS16555-653 (96906)	G	EA	2	85	46
XAFZZ	CRADLE: 10930647 (19204)	G	EA	1	85	47
PAFZZ	5305-088-8332	GROUP 4002 INTERRUPTER CAM SCREW, MACHINE: FL-CSK-HD (80-82 DEG), CROSS- RECESS, STL, CD-PLDD, NO. 10-24 UNC-2A, 1/2 LG MS35190-272 (96906)	D	EA	4	86	1
PAFZZ	1005-906-6310	CAM, INTERRUPTER: 10955604 (19204)	D	EA	2	86	2
PAFZZ	5305-958-5246	SCREW, MACHINE: FL-CSK-HD (80-82 DEG), CROSS RECESS, STL, CD-PLD, 1/4-20UNC-2A, 3/4 LG MS35190-289 (96906)	D	EA	7	86	3

Section IV. REPAIR PARTS LIST-Continued

(1) SMR Code	(2) Federal Stock Number	(3) Description Reference Number & Mfr. Code Usable on Code		(4) Unit of meas	(5) Qty inc in unit	(6) 30 day DS maint allowance			(7) 30-day GS maint allowance			(8) 1-yr alw per 100 equip cntgcy	(9) Depot maint alw per 100 equip	(10) Illustration	
						(a)	(b)	(c)	(a)	(b)	(c)			(a) Figure no.	(b) Item no.
						1-20	21-50	51-100	1-20	21-50	51-100				
PAFZZ	1005-906-6309	CAM, INTERRUPTER: 10955603 (19204)	B	EA	1	86	4
		CUPOLA INTERIOR VIEW WITH COMPONENTS M26 MANUAL													
AFFZZ	BOX ASSEMBLY: 10930842 (19204)	C	EA	1	87	1
PAFZZ	1005-991-6775	CABLE ASSEMBLY, SPECIAL PURPOSE: 10930846 (19204)	C	EA	1	87	2
PBFHD	1005-461-1051	TRAVERSE MECHANISM ASSEMBLY: 10930648 (19204)	C	EA	1	87	3
XAFZZ	HANDLE ASSEMBLY: 10942074 (19204)	C	EA	1	87	4
XAFZZ	COVER ASSEMBLY: 1030506 (19204)	C	EA	1	87	5
PADZZ	2590-973-1176	BLOCK, DIRECT VISION: 10925306 (19204)	E	EA	8	87	6
PBFHD	1005-461-1050	CRADLE ASSEMBLY, GUN: 10935873 (19204)	C	EA	1	87	7
		MANUALLY OPERATED CUPOLA EXTERIOR GUN CRADLE WITH FRONT AND REAR SIGHTS REMOVED				88	-
		GROUP 2003 ELECTRICAL LEAD ASSEMBLY, TERMINAL BOARD TO BULKHEAD													
PAFZZ	5305-225-3844	SCREW, CAP, HEXAGON HEAD: STL, CD-PLD, 1/4- 20UNC-2A, 9/ 16 LG MS90728-4 1(96906)	E	EA	2	5	1
PAFZZ	5340-984-8540	CLAMP, LOOP: STL, CD-OR ZN-PLD, 1/2 LOOP ID, 1/2 O/A W, 1 HOLE 0.281 DIA, W/O FASTENING DEVICE MS21333-102 (96906)	E	EA	2	5	2
PAFZZ	1005-755-4869	LEAD ASSEMBLY, ELECTRICAL: 105358 (19204)	E	EA	1	5	3
		GROUP 2003 WIRING HARNESS, CONTROL BOX TO CUPOLA													
PAFZZ	5305-889-3000	SCREW, MACHINE: PAN-HD, CROSS-RECESS, STL, CD-PLD, NO. 6-32UNC-2A, 1/2 LG MS35206-230 (96906)	E	EA	4	7	1
PAFZZ	5310-045-4007	WASHER, LOCK: NO. 6 MS35338-41 (96906)	E	EA	4	7	2

Section IV. REPAIR PARTS LIST-Continued

(1) SMR Code	(2) Federal Stock Number	(3) Description Reference Number & Mfr. Code Usable on Code		(4) Unit of meas	(5) Qty inc in unit	(6) 30 day DS maint allowance			(7) 30-day GS maint allowance			(8) 1-yr alw per 100 equip cntgcy	(9) Depot maint alw per 100 equip	(10) Illustration	
						(a) 1-20	(b) 21-50	(c) 51-100	(a) 1-20	(b) 21-50	(c) 51-100			(a) Figure no.	(b) Item no.
PAFZZ	5935-396-0068	GASKET: RBR, 1.00 APERTURE DIA, 1.281 O / A W, 0.031 THK, 1.281 O/A, LG, 4 BOLT HOLES 7358503 (19204)	E	EA	1	7	4	
PAFZZ	5305-225-3844	SCREW, CAP, HEXAGON HEAD: STL, CD-PLD, 1/4-20UNC-2A, 9/ 16 LG MS90728 (96906)	E	EA	2	7	5	
PAFZZ	5340-984-8540	CLAMP, LOOP: STL, CD-OR ZN-PLD, 1/2 LOOP ID, 1/2 O/A W, 1 HOLE 0.281 DIA, W/O FASTENING DEVICE MS21333-102 (96906)	E	EA	2	7	6	
PAFZZ	1005-991-6775	CABLE ASSEMBLY, SPECIAL PURPOSE: 10903846 (19204)	E	EA	1	7	7	
XBFZZ	CONNECTOR, ELECTRICAL: 7720489 (19204)	E	EA	1	7	8	
PAFZZ	5310-595-7044	WASHER, SLOTTED: 8338573 (19204)	E	EA	1	7	9	
PAOZZ	5935-925-6495	CONTACT, ELECTRICAL: MS27148-1 (96906)	E	EA	1	7	10	
PAFZZ	5310-656-0067	WASHER, SLOTTED: 8724497 (19204)	E	EA	1	7	11	
PAFZZ	5935-691-5591	SHELL, ELECTRICAL CONNECTOR: 8724495 (19204)	E	EA	1	7	12	
PAFZZ	5935-926-3144	CONNECT, ELECTRICAL: MS27148-3 (96906)	E	EA	1	7	13	
PAFZZ	5310-298-8903	WASHER, FLAT: 8338570 (19204)	E	EA	1	7	14	
PAFZZ	2590-695-9076	SHELL, HEADLIGHT: CL 8338569 (19207)	E	EA	1	7	15	
PAFZZ	5940-399-6676	TERMINAL ASSEMBLY: 8338564 (19204)	E	EA	2	7	16	
PAFZZ	5970-833-8562	INSULATOR BUSHING: 8338562 (19204)	E	EA	1	7	17	
PAFZZ	5975-660-5962	CABLE, NIPPLE, ELECTRICAL: 8724494 (19204)	E	EA	1	7	18	
PAFZZ	1005-991-6774	GROUP 2003 WIRING HARNESS, CUPOLA TO HULL LEAD ASSEMBLY, ELECTRICAL: 10930844 (19204)	C	EA	1	89	-	

Section IV. REPAIR PARTS LIST-Continued

(1) SMR Code	(2) Federal Stock Number	(3) Description Reference Number & Mfr. Code Usable on Code		(4) Unit of meas	(5) Qty inc in unit	(6) 30 day DS maint allowance			(7) 30-day GS maint allowance			(8) 1-yr alw per 100 equip cntgcy	(9) Depot maint alw per 100 equip	(10) Illustration	
						(a) 1-20	(b) 21-50	(c) 51-100	(a) 1-20	(b) 21-50	(c) 51-100			(a) Figure no.	(b) Item no.
PAFZZ	1005-052-3862	GROUP 2003 WIRING HARNESS, FIRING CIRCUIT WIRING HARNESS, BRANCHED: 11644102 (19204)	E	EA	1	10	1	
PAFZZ	5310-298-8903	WASHER, FLAT: 8338570 (19204)	E	EA	1	10	2	
PAFZZ	2590-695-9076	SHELL, HEADLIGHT: CL 8338569 (19207)	E	EA	1	10	3	
PAFZZ	5940-399-6676	TERMINAL ASSEMBLY: 8338564 (19204)	E	EA	1	10	4	
PAFZZ	5310-595-7044	WASHER, SLOTTED: 8338573 (19204)	E	EA	1	10	5	
PAFZZ	5935-925-6495	CONTACT, ELECTRICAL: MS27148-1 (96906)	E	EA	1	10	6	
PAFZZ	5935-086-2402	CONNECTOR, PLUG, ELECTRIC: MS 3116-E 16-8P (96906)	E	EA	1	10	7	
PAFZZ	5305-889-3000	SCREW, MACHINE: PAN-HD, CROSS-RECESS, STL, CD- PLD, NO. 6-32UNC-2A, 1/2 LG	E	EA	4	10	8	
PAFZZ	5310-045-4007	MS335206-230 (96906) WASHER, LOCK: NO. 6	E	EA	4	10	9	
PAOZZ	5310-983-8483	MS:35338-41 1(6906) WASHER, FLAT: STL, 5/32 ID, 5/ 16 OD, 0.048 MAX THK	E	EA	4	10	10	
PAFZZ	5935-883-1089	MS27183-5 (96906) CONNECTOR:	E	EA	1	10	11	
PAFZZ	5330-836-4355	MS31102-R20-18S (96906) GASKET:	E	EA	1	10	12	
PAFZZ	5305-802-2764	MS51007-7 (16906) SCREW, CAP, HEXAGON HEAD: 3/8-16 UNC-2A, 0.500 LG	E	EA	1	10	13	
PAFZZ	5340-282-7507	MS728-55 (96906) CLAMP, LOOP: MS21333-61 (96906)	E	EA	1	10	14	
PAFZZ	2590-816-4641	GROUP 2003 SWITCH ASSEMBLY, MACHINE GUN FIRING SWITCH ASSEMBLY, GUN FIRING: 10888168 (19204)	C	EA	1	90	-	

Section IV. REPAIR PARTS LIST-Continued

(1) SMR Code	(2) Federal Stock Number	(3) Description Reference Number & Mfr. Code Usable on Code		(4) Unit of meas	(5) Qty inc in unit	(6) 30 day DS maint allowance			(7) 30-day GS maint allowance			(8) 1-yr alw per 100 equip cntgcy	(9) Depot maint alw per 100 equip	(10) Illustration	
						(a) 1-20	(b) 21-50	(c) 51-100	(a) 1-20	(b) 21-50	(c) 51-100			(a) Figure no.	(b) Item no.
XAFZZ	COVER: 130840 (19204)	C	EA	1	91	2	
PAFZZ	5305-889-3000	SCREW, MACHINE: PAN-HD, CROSS-RECESSED, STL, CD-PLD, NO. 6-32UNC-2A, 1/4 LG MS35206-230 (96906)	C	EA	2	91	3	
PAFZZ	5310-934-9747	NUT, PLAIN, HEXAGON: MS35649-262 (96906)	E	EA	8	91	4	
PAFZZ	5310-045-4007	WASHER, LOCK: NO. 6 MS35338-41 (96906)	C	EA	8	91	5	
PAFZZ	5940-983-6082	TERMINAL BOARD: 50448-9 (94833)	E	EA	1	91	6	
PAFZZ	1005-987-1293	LEAD, ELECTRICAL: 1930836 (19207)	C	EA	1	91	7	
PAFZZ	1005-953-8995	LEAD, ELECTRICAL: 10036137 (19204)	C	EA	1	91	8	
PAFZZ	1005-953-8993	LEAD, ELECTRICAL: 1036135 (19204)	C	EA	1	91	9	
PAFZZ	1005-953-8994	LEAD, ELECTRICAL: 10936136 (19204)	C	EA	1	91	10	
PAFZZ	1005-953-8996	LEAD, ELECTRICAL: 10936138 (19204)	C	EA	1	91	11	
PAFZZ	5325-682-1471	GROMMET, RUBBER: SYN-RBR, 9/16 HOLE DIA, 1- 1/16 OD, 5/16 O/A H, 13/16 GROOVE OD, 1/16 GROOVE W MS3540-16 (96906)	C	EA	1	91	12	
PAFZZ	5305-984-4988	SCREW, MACHINE: PAN-HD, CROSS-RECESSED, STL, CD-PLD, NO. 6-32UNC-2A, :8 LG MS:35206-228 (96906)	E	EA	2	91	13	
PAFZZ	5310-596-7693	WASHER, LOCK: MS_3533.5-31 (96906)	C	EA	3	91	14	
PAFZZ	5930-615-7891	SWITCH, TOGGLE: SPST, 1-33/64 W, 1-11/32 DEPTH, 2-1/8 MAX LG, 2 SCREW TYPE TERMS, 3 HOLE MTG MS2510(3-21 1606)	C	EA	1	91	15	
PAFZZ	5305-637-1119	SCREW, MACHINE: PAN-HD, STL, CD-OR ZN-PLD W/CHROMATE FIN., NO. 10-24NC, 1 LG MS35214-6 (96906)	C	EA	1	91	16	

Section IV. REPAIR PARTS LIST-Continued

(1) SMR Code	(2) Federal Stock Number	(3) Description Reference Number & Mfr. Code Usable on Code		(4) Unit of meas	(5) Qty inc in unit	(6) 30 day DS maint allowance			(7) 30-day GS maint allowance			(8) 1-yr alw per 100 equip cntgcy	(9) Depot maint alw per 100 equip	(10) Illustration	
						(a)	(b)	(c)	(a)	(b)	(c)			(a) Figure no.	(b) Item no.
						1-20	21-50	51-100	1-20	21-50	51-100				
PAFZZ	5310-582-5965	WASHER, LOCK- SPLIT, MED, STL, CD-PLD W / CHROMATE FIN., 0.250 ID, 0.493 OD, 0.072 THK MS35338-44 (96906)	E	EA	1	91	17
PAFZZ	5310-045-4007	WASHER, LOCK: NO. 6 MS35338-41 (96906)	E	EA	4	91	18
PAFZZ	1005-991-0254	LEAD, ELECTRICAL: 130837-2 (19204)	C	EA	1	91	19
PAFZZ	1005-991-0255	LEAD, ELECTRICAL: 10930837-3 (19204)	C	EA	1	91	20
PAFZZ	1005-991-0256	LEAD, ELECTRICAL: 10930837-4 (19204)	C	EA	1	91	21
PAFZZ	1005-991-0259	LEAD, ELECTRICAL: 10930838-3 (19204)	C	EA	1	91	22
PAFZZ	1005-991-0260	LEAD, ELECTRICAL: 10930838-4 (19204)	C	EA	1	91	23
PAFZZ	1005-991-0257	LEAD, ELECTRICAL: 10930838-1 (19204)	C	EA	1	91	24
PAFZZ	1005-991-0253	LEAD, ELECTRICAL: 10930837-1 (19204)	C	EA	1	91	25
PAFZZ	BRACKET: 10930839 (19204)	C	EA	1	91	26
PAFZZ	1005-987-1310	RELAY, ELECTRICAL: 8712199(19204)	C	EA	1	91	27
XAFZZ	BOX: 10930841(19204)	C	EA	1	91	28
PAFZZ	5305-989-7434	GROUP 2002 ELECTRICAL CONTACT RING INSTAHAATION SCREW, MACHINE: PAN-HD, STL, CD-PLD, CROSS- RECESSED, NO. 10-UNF-2A, 1/2, LG MS35207-263 (96906)	E	EA	14	16	1
PADZZ	5310-809-8546	WASHER, FLAT: STL, CD-PLD W/CHROMATE FIN., 7/32 ID, 7/16 OD, 1/16 THK MS27183-8 (96906)	E	EA	18	16	2
PAFZZ	5340-664-3092	CLAMP, LOOP: STL, CD-OR ZN-PLD, 0.500 W O/ A, 0.032 THK, 0.375 LOOP ID, 0.203 DIA HOLE MS024-03 (96906)	E	EA	16	16	3
PAFZZ	5305-988-1724	SCREW, MACHINE: STL, CD-PLD W / CHROMATE FIN., 1/4-20UNC-2A, 0.625 LG MS35206-280 (96906)	E	EA	2	16	4
PBFZZ	2920-019-3974	GUARD, CONTACT RING: 10953676 (19204)	E	EA	4	16	5

Section IV. REPAIR PARTS LIST-Continued

(1) SMR Code	(2) Federal Stock Number	(3) Description Reference Number & Mfr. Code Usable on Code		(4) Unit of meas	(5) Qty inc in unit	(6) 30 day DS maint allowance			(7) 30-day GS maint allowance			(8) 1-yr alw per 100 equip cntgcy	(9) Depot maint alw per 100 equip	(10) Illustration	
						(a) 1-20	(b) 21-50	(c) 51-100	(a) 1-20	(b) 21-50	(c) 51-100			(a) Figure no.	(b) Item no.
PAFZZ	5310-209-0786	WASHER, LOCK: EXT, STL, CD- OR ZN-PLD W /CHROMATE FIN., 1/4/4 SCREW SIZE MS35335-33 (96906)	E	EA	4	16	7	
PADZZ	5310-865-9513	WASHER, FLAT: STL, CD-PLD W/CHROMATE FIN 9 / 32 ID, I OD, 0.089 THK, 1/4/4 SCREW SIZE 10910174-1 (19204)	E	EA	8	16	8	
XAOZZ	WIRE, STEEL, CORROSION RESISTING: (SEE BULK ISSUE FSN 9505-8043814) WQW423 181348)	E	EA	V	16	9	
PAFZZ	5305-803-4173	SCREW, CAP, HEXAGON HEAD: MS51095-6 (96906)	E	EA	8	16	10	
PADZZ	5310-755-4866	WASHER, RING INSTAHATION: 10041915-1 (19204)	E	EA	31	16	11	
PAFZZ	1005-755-4873	HOLDER ASSEMBLY, BRUSH: 10953607-1 (19204)	E	EA	1	16	12	
PAFZZ	1005-755-4872	HOLDER ASSEMBLY, BRUSH: 1095S3607 (19204)	E	EA	2	16	13	
PAFZZ	1005-755-4874	HOLDER ASSEMBLY, BRUSH: 1053607-2 (19204)	E	EA	1	16	14	
PADZZ	5305-068-0513	SCREW, CAP, HEXAGON HEAD: STL, CD-PLD W / CHROMATE, 1/44-28UNF-2A, 0.750 LG MS90727-6 496906)	E	EA	8	16	15	
PADZZ	5310-913-7020	NUT, PLAIN, HEXAGON: /41/4-28UNF-2B MS51968-3 (96906)	E	EA	8	16	16	
XBFZZ	5340-082-0036	BRACKET: CONTACT RING BRUSH HOLDER (LOWER) 10954500(19204)	E	EA	4	16	17	
XBFZZ	5340-082-0041	BRACKET: CONTACT RING BRUSH HOLDER (UPPER) 10954508(19204)	E	EA	4	16	18	
PAFZZ	5340-809-1492	CLAMP, LOOP: ST, CD-OR ZN-PLD, W/ CHROMATE, : LOOP ID, .% O/A W, 1 HOLE 0.281 DIA, CUSHIONED, W/O FASTENING DEVICE MS21333-100 (96906)	E	EA	4	16	19	
PADZZ	5305-989-7435	SCREW, MACHINE: PAN-HD, STL, CD-PLD, NO. 10-3UNF-2A, % LG MS35207-264 (96906)	E	EA	4	16	20	
PAFZZ	5310-582-5965	WASHER, LOCK: SPLIT, MED, STL, CD-PLD W/CHROMATE FIN., 0.250 ID, 0.493 OD, 0.072 THK MS3533844 (96906)	E	EA	2	16	21	

Section IV. REPAIR PARTS LIST-Continued

(1) SMR Code	(2) Federal Stock Number	(3) Description Reference Number & Mfr. Code Usable on Code		(4) Unit of meas	(5) Qty inc in unit	(6) 30 day DS maint allowance			(7) 30-day GS maint allowance			(8) 1-yr alw per 100 equip cntgcy	(9) Depot maint alw per 100 equip	(10) Illustration	
						(a)	(b)	(c)	(a)	(b)	(c)			(a) Figure no.	(b) Item no.
						1-20	21-50	51-100	1-20	21-50	51-100				
PAFZZ	5315-964-0559	SCREW, CAP. HEXAGON HEAD: MS 51095-310(96906)	E	EA	2	16	22
PAFZZ	5305-988-1725	SCREW, MACHINE: PAN-HD, CROSS-RECESSED. STL, 1/4-20UNC-2A :3/4, LG MS 35206-281(90906)	E	EA	4	16	23
PAFZZ	5305-954-8991	SCREW, MACHINE: PAN-HD, CROSS-RECFSSED, BRS, NO. 10-24UNC-2A. 3/8 LG MS 35214-53(96906)	E	EA	4	16	24
PAFZZ	5305-637-1119	SCRE(W, MACHINE: PAN-HD, STL. CD-OR ZN- CHROMATE FIN., NO.-10-24NC-1/2 LG MS 35214-69(96906)	E	EA	1	16	25
PAFZZ	5325-276-6100	(;RMME:P, RUBBER: MS.3548-14(96906)	E	EA	1	16	26
PAFZZ	5325-754-2240	GROMMET, RUBBER: SYN-RBR, 3/8 HOLE DIA, 7/8 O 5/ 160/ A H, GROOVE OD, 1/ 16 GROOVE W MS 354)(1-11(96906)	E	EA	6	16	27
PBFZZ	1005-442-2287	COVER: 10953673(19204)	E	EA	1	16	28
PAFZZ	1005-754-5281	BOARD ASSEMBLY: 10953667(19024)	E	EA	1	16	29
PAFZZ	5315-225-3844	SCREW,CAP, HEXAGON HEAD: STL, CD-PLD, 11/4- 21UNC-2A , 9/ 16 LG MS O)728-4(96906)	E	EA	4	16	30
PAFZZ	5305-558-4181	SCREW, CAP, HEXAGON HEAD: STL, CD-PLD,3/8- 16UNC-2A, 7/8LG MS 0728-5(96906)	E	EA	4	16	31
PAOZZ	5310-877-5972	WASHER, FLAT: STL, CD-PLD W/CHROMATE FIN., 0.406 ID, 0.750 OD, 0.190 THK 10910174-3(19204)	E	EA	4	16	32
PBFZZ	1005-497-1948	BRACKET, RING MOUNTING: U SHAPE 10931097 (19204)	E	EA	2	16	33
PAFZZ	5340-482-4836	BRACKET, DOUBLE ANGLE: AL, ENAM, 90 DEG 0.750 W. 0.190 THK 10931096 (19204)	E	EA	2	16	34
PAFZZ	5305-071-2506	SCREW, CAP, HEXAGON HEAD: STL, CD-PLD,1/4- 20UNC-2A, 1/2 LG MS 90728-3 (96906)	E	EA	2	16	35
PBFZZ	1005-102-3687	RING ASSEMBLY, ELECTRICAL CONTACT: 10953608 (19204)	E	EA	1	16	36
PAFZZ	5305-984-7363	SCREW, MACHINE: FL-CSK-HD (80-82 DEG), STL, CD- PLD W/CHROMATE FIN., NO. 10-32UNF-2A, 1/2 LG MS 35191-272 (96906)	E	EA	11	16	37

Section IV. REPAIR PARTS LIST-Continued

(1) SMR Code	(2) Federal Stock Number	(3) Description Reference Number & Mfr. Code Usable on Code		(4) Unit of meas	(5) Qty inc in unit	(6) 30 day DS maint allowance			(7) 30-day GS maint allowance			(8) 1-yr alw per 100 equip cntgcy	(9) Depot maint alw per 100 equip	(10) Illustration	
						(a) 1-20	(b) 21-50	(c) 51-100	(a) 1-20	(b) 21-50	(c) 51-100			(a) Figure no.	(b) Item no.
PAFZZ	1005-042-5296	COVER: 10954502 (19204)	E	EA	1	16	39	
AFZZ	1005-755-4875	RING, ELECTRICAL CONTACT: 10953724 (19204)	E	EA	1	16	40	
PAFZZ	5305-267-8951	SCREW, CAP, HEXAGON HEAD: STL, CD-PLD W /CHROMATE FIN., 1/4-28UNF-2A, 7 / 16 LG MS 00727-2 196906)	E	EA	9	16	41	
PAFZZ	1005-234-9658	SUPPORT ASSEMBLY: 10935732 (19204)	E	EA	1	16	42	
PAFZZ	5340-804-3639	NUT, PLAIN, SQUARE: STL, ZN-PLD, NO. 10-32NF-2B, 10.515 W, 0.156 O/A H 109304811 (19207)	E	EA	13	16	43	
XRFZZ	1005-234-9593	SUPPORT ASSEMBLY: 10930479 (19204)	E	EA	1	16	44	
PAFZZ	1005-904-2666	WIRING HARNESS: 10954501 (19204)	E	EA	1	16	45	
PAFZZ	5315-281-9457	PIN, SPRING: STL, CD-PLD, 0.250 DIA, 0.375 LG, 0.048 MATERIAL THK 52-048-250-0375 (72962)	E	EA	3	16	46	
GROUP 3004															
PAFZZ	1005-867-6597	TRAVERSE BEVEL DRIVE ASSEMBLY AND HANDLE SPINDLE, HANDLE ASSEMBLY: 10942065(19204)	C	EA	1	92	1	
PAFZZ	1005-867-8882	SEAT, HELICAL COMPRESSION SPRING: 10942068 (19204)	C	EA	2	92	2	
PAFZZ	5340-900-2569	SPRING, HELICAL, COMPRESSION: CRES, MUSIC WIRE, 1.38 FREE LG, 2.80 ACTIVE COILS MS24585-520 (96906)	C	EA	1	92	3	
PAFZZ	1005-781-9385	SPACER, RING: CRES. 0.661 MAX ID, 0.845 MAX OD, 0.062 THK 10942070-2 (19204)	C	EA	1	92	4	
PAFZZ	5310-867-6599	WASHER, FLAT: 10942070-1 (19204)	C	EA	1	92	5	
PAFZZ	1005-867-6600	DJETENT, HANDLE ASSEMBLY: 10942071 (19204)	C	EA	1	92	6	
PAFPZZ	5305-764-0066	S(CREW, MACHINE: FL-CSK-HD (80-82 DEG) CROSS- RECESS, CRES, PASS-FIN, NO. 8-32UNC-2A, 7/ 16 LG MS 51959-44 (96906)	C	EA	2	92	7	

Section IV. REPAIR PARTS LIST-Continued

(1) SMR Code	(2) Federal Stock Number	(3) Description Reference Number & Mfr. Code Usable on Code		(4) Unit of meas	(5) Qty inc in unit	(6) 30 day DS maint allowance			(7) 30-day GS maint allowance			(8) 1-yr alw per 100 equip cntgcy	(9) Depot maint alw per 100 equip	(10) Illustration	
						(a)	(b)	(c)	(a)	(b)	(c)			(a) Figure no.	(b) Item no.
						1-20	21-50	51-100	1-20	21-50	51-100				
PAFZZ	5315-054-2300	PIN,SPRING: STL, CD-PLD, 0.312DIA, 1.375 O / A LG MS 91048-266 (96906)	C	EA	1	92	8
PAFZZ	1005-867-6602	PLATE, DETENT: 10942073 (19204)	C	EA	1	92	9
PAFZZ	1005-867-6601	SPACER, DETENT: 10942072(19204)	C	EA	1	92	10
PAFZZ	1005-867-6598	GRIP, TRAVERSE MECHANISM: 10942066 (19204)	C	EA	1	92	11
PAFZZ	3120-872-3108	BEARING, SLEEVE: 10942067 1/8(19204)	C	EA	1	92	12
PAFZZ	1005-867-6596	ARM, HANDLE ASSEMBLY: 10942064 (19204)	C	EA	1	92	13
PAFZZ	5306-050-1239	BOLT, MACHINE: HEX-HD, STL, CD-PLD W / CHROMATE, 5/16-24UNF-2A ,5/8 GRIP LG, 1-1/2 MAX LG	C	EA	2	92	14
PAFZZ	1005-987-9817	MS 90727-38 (96906) PLUNGER ASSEMBLY: 8712170(19204)	C	EA	1	92	15
PAFZZ	5330-990-2967	SEAL, PLAIN: POLYMER-INPREGNATED OR CTD CHROME RETANNED LEA. SEALING MEMBER, 4-3/8 BORE DIA, 3-: SHAFT DIA, 5/16 W	C	EA	1	92	16
PAFZZ	5305-068-0514	MS 51001-43-B (96906) SCREW, CAP, HEXAGON HEAD: STL, CD-PLD W/CHROMATE, 1/4-28UNF-2A, 7/8 LG	C	EA	6	92	17
PAFZZ	5365-715-1152	MS90727-7 (96906) RING, RETAINING: EXT, STL, CD-CHROMATE FIN., 3/8 SHAFT DIA	C	EA	1	92	18
PAFZZ	1005-991-6760	MS16624-1037 (96906) LEVER., SPEED SHIFT: 10930695 (19204)	C	EA	1	92	19
PAFZZ	5315-616-5516	KEY, WOODRUFF: STL, V2 CIRCLE DIA, 1/16 THK MS35756-4 (96906)	C	EA	2	92	20
XAFZZ	RETAINER: 10930685 (19204)	C	EA	1	92	21
PAFZZ	CAP ASSEMBLY: 10930682 (19204)	C	EA	1	92	22
PAFZZ	5365-987-1306	RING, RETAINING, EXTERNAL: 8712184(19204)	C	EA	1	92	23
PAFZZ	3110-912-6266	BEARING, BALL, RADIAL: 8712172(19204)	C	EA	2	92	24

Section IV. REPAIR PARTS LIST-Continued

(1) SMR Code	(2) Federal Stock Number	(3) Description Reference Number & Mfr. Code Usable on Code		(4) Unit of meas	(5) Qty inc in unit	(6) 30 day DS maint allowance			(7) 30-day GS maint allowance			(8) 1-yr alw per 100 equip cntgcy	(9) Depot maint alw per 100 equip	(10) Illustration	
						(a)	(b)	(c)	(a)	(b)	(c)			(a) Figure no.	(b) Item no.
						1-20	21-50	51-100	1-20	21-50	51-100				
PAFZZ	5365-721-8187	RING, RETAINING: EXT, COP., CD-PLD W/CHROMATE-FIN., 0.168 ID, 0.015 THK MS 16624-1018 (96906)	C	EA	1	92	25	
PAFZZ	3120-993-545)	BEARING, SLEEVE: BZ, 0.376 ID, 0.565 OD, 0.675 O/A LG MS 35772-21 (96906)	C	EA	1	92	26	
XAFZZ	CAP: 1030683 (19204)	C	EA	1	92	27	
XAFZZ	HANDLE ASSEMBLY: 10942074 (19204)	C	EA	1	92	28	
PAFZZ	5365-282-1830	RING, RETAINING: STL, CD-PLD, 0.621 RING SIZE, 0.035 THK MS 16624-1066 (96906)	C	EA	1	92	29	
PAFZZ	3110-144-8508	BEARING, BALL, ANNULAR: GND, SR, RAD, NON- LOADING GROOVE, SELF-CONTAINED, RET TYPE ABFEC-1 TOL, STD FIT, BOTH RINGS FLUSH, 0.6693 ID, 1.3780 OD, 0.3937 O/A W 701179 (21450)	C	EA	1	92	30	
PAFZZ	1005-991-6757	SHAFT, SECTOR, ECCENTRIC: 10930681 (19204)	C	EA	1	92	31	
PAFZZ	5315-991-6755	PIN, PIVOT: 10930679 (19204)	C	EA	1	92	32	
PAFZZ	1005-991-6754	GEAR RACK: 10930678 (19204)	C	EA	1	92	33	
PAFZZ	1005-991-675)	GEAR, SHAFT, SPUR: 10930673 (19204)	C	EA	1	92	34	
PAFZZ	3020-991-6752	GEAR, SPUR: 10930674 (19204)	C	EA	1	92	35	
PAFZZ	5310-991-0248	WASHER, THRUST: 10888030-1 (19204)	C	EA	1	92	36	
PAFZZ	1005-991-6753	GEAR ASSEMBLY, PLANET: 10930676 (19204)	C	EA	1	92	37	
XAFZZ		BEARING: 713513(21450)	C	EA	2	92	38	
XAFZZ		GEAR: 10930675 (19204)	C	EA	1	92	39	
XAFZZ		GEARSHAFT: 10930671 (19204)	C	EA	1	92	40	
XAFZZ		SHAFT: 10930677 (19204)	C	EA	1	92	41	

Section IV. REPAIR PARTS LIST-Continued

(1) SMR Code	(2) Federal Stock Number	(3) Description Reference Number & Mfr. Code Usable on Code		(4) Unit of meas	(5) Qty inc in unit	(6) 30 day DS maint allowance			(7) 30-day GS maint allowance			(8) 1-yr alw per 100 equip cntgcy	(9) Depot maint alw per 100 equip	(10) Illustration	
						(a)	(b)	(c)	(a)	(b)	(c)			(a) Figure no.	(b) Item no.
						1-20	21-50	51-100	1-20	21-50	51-100				
PAFZZ	5305-983-6659	SCREW, CAP, SOCKET HEAD: FL-FIL-HD, HEX-SOC, AL Y-STL, CD-PLD, /4-28UNF-3A, % LG MS 16998-42 (96906)	F	EA	4	92	42
XAFZZ	PLATE: 10930684 (19204)	C	EA	1	92	43
XAFZZ	BEARING: 8712185 (19204)	C	EA	1	92	44
XAFZZ	SPACER: 10930696 (19204)	C	EA	1	92	45
PAFZZ	3020-991-6756	GEAR, SPUR, INTERNAL: 10930680 (19204)	C	EA	1	92	46
PAFZZ	1005-991-6761	SHIM: 10930697 (19204)	C	EA	1	92	47
PAFZZ	5315-616-5525	KEY, WOODRUFF: AL Y-STL, UNCOATED, 5/8 CIRCLE DIA, 5/ 32 W, / H, AS KEY 00.6 MS35756-9 (96906)	C	EA	2	92	48
PAFZZ	3020-991-6758	GEAR, BEVEL: 10930686 (19204)	C	EA	1	92	49
PAFZZ	3110-045-3810	WASHER, KEY: STL, CD-OR-2N PLD W/CHROMATE, 0.616 ID EXCL KEY, 1.156 OD, 0.042 THK, 11 EXT KEYS, 1 INT KEY MS19070-022 (96906)	C	EA	1	92	50
PAFZZ	3110-225-8309	NUT, PLAIN, ROUND: STL, CD-OR ZN-PLD W /CHROMATE, 0.586-32NS-3B, 1.000 OD, 0.323 THK, 4 DR PTS MS 190684022 (96906)	C	EA	1	92	51
PAFZZ	5305-071-2067	SCREW, CAP, HEXAGON HEAD: MS90728-111 (96906)	C	EA	4	92	52
PBFHD	1005-461-1051	TRAVERSE MECHANISM ASSEMBLY: 10930648 (19204)	C	EA	1	92	53
GROUP 3004 TRAVERSE SPUR GEAR CLUTCH ASSEMBLY AND BEARING															
PAFZZ	5305-269-3234	SCREW, CAP, HEXAGON HEAD: STL, CD-PLD W /CHROMATE, : 3/8 - 24UNF-2A, 3/4 LG MS90727-58 1(96906)	F	EA	2	93	1
XAFZZ	COVER, TRAVERSE: 10930655 (19204)	C	EA	1	93	2

Section IV. REPAIR PARTS LIST-Continued

(1) SMR Code	(2) Federal Stock Number	(3) Description Reference Number & Mfr. Code Usable on Code		(4) Unit of meas	(5) Qty inc in unit	(6) 30 day DS maint allowance			(7) 30-day GS maint allowance			(8) 1-yr alw per 100 equip cntgcy	(9) Depot maint alw per 100 equip	(10) Illustration	
						(a) 1-20	(b) 21-50	(c) 51-100	(a) 1-20	(b) 21-50	(c) 51-100			(a) Figure no.	(b) Item no.
XAFZZ	SHAFT: 10930677 (19204)	C	EA	1	93	4	
PAFZZ	3110-057-1413	NUT, PLAIN, ROUND: STL, PHOS-FIN., 25/32 NS, 1- 3/16 OD, 4 THK MS19068-042 (96906)	C	EA	1	93	5	
PAFZZ	3110-045-3811	WASHER, KEY: STL CD-OR ZN-PLD W/CHROMATE, 0.816 ID EXCL KEY, 1.531 OD, 0.042 THK, 11 EXT KEYS, 1 INT KEY	C	EA	1	93	6	
DAFZZ	3110-156-7528	MS19070-042 (96906) BEARING, BALL, ANNULAR: GRD, SR, ANGULAR CONTACT, NON-LOADING GROOVE, SELF- CONTAINED, RETAINER TYPE, ABEC-1 TOL, STD FIT, 787 BORE DIA, 2.047 OD, 1.181 O/A W 713685(21450)	C	EA	2	93	7	
XAFZZ	RETAINER: 10930665 (19204)	C	EA	1	93	8	
PAFZZ	1005-991-6749	SHIM: 10930666 (19204)	C	EA	1	93	9	
PAFZZ	1005-991-6746	GEARSHAFT, BEVEL: 10930659 (19204)	C	EA	1	93	10	
PAFZZ	3120-808-5627	BEARING, SLEEVE: BZ. 0.750 MAX ID, 1.003 MAX OD, 1.000 O/A LG MS35771-87 (96906)	C	EA	1	93	11	
XAFZZ	GUIDE: 10930663 (19204)	C	EA	1	93	12	
PAFZZ	1005-987-1302	SPRING, HELICAL, COMPRESSION: ST., CD-PLD. 0.093 X 0.125 OVAL WIRE, 0.5937 FREE OD, 1 O/A LG, 7 COILS 8712169(19204)	C	EA	9	93	13	
XAFZZ	RETAINER: 10930664 (19204)	C	EA	1	93	14	
PAFZZ	1005-953-8992	PLATE, CLUTCH: 10936133 19204)	C	EA	6	93	15	
PAFZZ	1005-991-6747	PLATE, CLUTCH: 10930661(19204)	C	EA	4	93	16	
AFFZZ	CLUTCH ASSEMBLY: 10930660 (19204)	C	EA	1	93	17	
XAFZZ	NUT: ADJ 10930668 (19204)	C	EA	1	93	18	

Section IV. REPAIR PARTS LIST-Continued

(1) SMR Code	(2) Federal Stock Number	(3) Description Reference Number & Mfr. Code Usable on Code		(4) Unit of meas	(5) Qty inc in unit	(6) 30 day DS maint allowance			(7) 30-day GS maint allowance			(8) 1-yr alw per 100 equip cntgcy	(9) Depot maint alw per 100 equip	(10) Illustration	
						(a) 1-20	(b) 21-50	(c) 51-100	(a) 1-20	(b) 21-50	(c) 51-100			(a) Figure no.	(b) Item no.
PAFZZ	5365-803-7304	RING, RETAINING: EXT, STL, CD-PLD W / CHROMATE, 1.446 ID MS 16624-1156 (96906)	C	EA	1	93	20	
PAFZZ	5365-598-6232	RING, RETAINING: STL, CD-PLD W/CHROMATE, 3-1/2 OD, 7 / 64 THK MS 16625-1315 (96906)	C	EA	1	93	21	
PAFZZ	3110-144-8662	BEARING, BALL, ANNULAR: GND, SR, RAD, NON- LOADING GROOVE, SELF-CONTAINED, RETAINER TYPE, ABEC-1 TOL, STD FIT, BOTH RINGS FLUSH, 1.5748 BORE DIA, 3.1496 OD, 0.7087 O/A W 700081 (21450)	C	EA	1	93	22	
PAFZZ	5330-990-2966	SEAL, PLAIN: POLYMER-1MPREGNATED OR CTD CHROME RETANNED LEA. SEALING MEMBER, 2-:Y8 BORE DIA, 1-13/16 SHAFT DIA, 3/16 W MS5 1001-26-1 (96906)	C	EA	1	93	23	
XAFZZ	CAP: 10030670 (19204)	C	EA	1	93	24	
PAFZZ	5330-991-6750	GASKET: 10930669 (19204)	C	EA	1	93	25	
PAFZZ	1005-991-6745	GEAR ASSEMBLY: 10930658 (19204)	C	EA	1	93	26	
PAFZZ	5315-988-8780	PIN, STRAIGHT, HEADLESS: MS 16555-33 606)	C	EA	1	93	27	
XAFZZ	GEAR: 10030657 (19204)	C	EA	1	93	28	
XAFZZ	GEARSHAFT: 10936134 (19204)	C	EA	1	93	29	
<p>GROUP 3004 TRAVERSE MECHANISM HOUSING AND WORM GEAR GROUP</p>															
AFFZZ	HOUSING: 1:130642 (19204)	C	EA	1	94	1	
PAFZZ	5305-267-8952	SCREW, CAP, HEXAGON HEAD: STL, CD-PLD W/CHRMATE, 1/-28UNF-2A, 1/21 LG MS90727-3 (96906)	E	EA	2	94	2	

Section IV. REPAIR PARTS LIST-Continued

(1) SMR Code	(2) Federal Stock Number	(3) Description Reference Number & Mfr. Code Usable on Code		(4) Unit of meas	(5) Qty inc in unit	(6) 30 day DS maint allowance			(7) 30-day GS maint allowance			(8) 1-yr alw per 100 equip cntgcy	(9) Depot maint alw per 100 equip	(10) Illustration	
						(a) 1-20	(b) 21-50	(c) 51-100	(a) 1-20	(b) 21-50	(c) 51-100			(a) Figure no.	(b) Item no.
PADZZ	1005-953-8990	SPRING, HELICAL, TORSION: STL, 0.072 STK SIZE, 0.866 ID, 1.010 OD, 27/32 FREE LG, 2-1/2 COILS, DBLE TORSION	E	EA	1	77	3	
PAFZZ	1005-066-2553	10935904 (19204) LATCH, CUPOLA HATCH COVER:	E	EA	1	77	4	
PAFZZ	1005-928-3795	10936634 (19204) MOUNT, CUPOLA HATCH: RIGHT	E	EA	1	77	5	
PADZZ	1005-991-6730	11605620 (19204) SHIM, COVER, HATCH, CUPOLA:	E	EA	2	77	6	
PADZZ	5310-991-6729	10930535 (19204) WASHER, FLAT:	E	EA	2	77	7	
PADZZ	3120-991-6724	10930534 (19204) BUSHING, HINGE:	E	EA	2	77	8	
PADZZ	5315-855-3417	10930508 (19204) PIN, SPRING: STL, CD-PLD, 3/16 DIA, 1-7/8 LG	E	EA	1	77	9	
PADZZ	5305-071-2069	MS9048-177 (96906) SCREW, CAP, HEXAGON HEAD: STL, CD-PLD, 1/2 13UNC-2A, 1-1/2 LG	G	EA	2	77	10	
PADZZ	5310-763-8894	MS90728-113 (96906) NUT, PLAIN, HEXAGON: STL, CD-PLD, V4-16UNF-2B, 1- 1/8 W ACROSS FLATS, 41/ 64 THK	E	EA	4	77	11	
PADZZ	5310-877-7527	MS51968-24 (96906) WASHER, FLAT: STL, CD-PLD, 0.812 ID, 1.500 OD 0.179 THK	E	EA	18	77	12	
PBOZZ	1005-689-6219	10910174-8 (19204) MOUNT, HINGE: LEFT	E	EA	1	77	13	
XBOZZ	1005-245-8410	10930546 (19204) SHAFT:	E	EA	1	77	14	
PADZZ	1005-991-6734	10930543 (19204) SPRING, HELICAL, TORSION: STL, 0.500 STK SIZE, 1.75(ID, 2.750 OD, 8.312 FREE LG, 14-14 COILS, SGLE TORSION	E	EA	1	77	15	
XBFZZ	1005-082-0015	10930547 (19207) BUSHING:	E	EA	1	77	16	
PAFZZ	5305-269-3235	10930542 (19204) SCREW, CAP, HEXAGON HEAD: STL, CD-OR ZN- CHROMATE-FIN., 3/8-24UNF-2A, 7/8 LG	E	EA	8	77	17	
XBFZZ	1005-245-8407	MS90727-59 (96906) STOP, SPRING, HATCH COVER: 10930538 (19204)	E	EA	2	77	18	

Section IV. REPAIR PARTS LIST-Continued

(1) SMR Code	(2) Federal Stock Number	(3) Description Reference Number & Mfr. Code Usable on Code		(4) Unit of meas	(5) Qty inc in unit	(6) 30 day DS maint allowance			(7) 30-day GS maint allowance			(8) 1-yr alw per 100 equip cntgcy	(9) Depot maint alw per 100 equip	(10) Illustration	
						(a)	(b)	(c)	(a)	(b)	(c)			(a) Figure no.	(b) Item no.
						1-20	21-50	51-100	1-20	21-50	51-100				
PADZZ	5305-068-0510	SCREW, CAP, HEXAGON HEAD: STL, CD-PLD, :3/8 16UNC-2A, 1 LG MS90728-60 (96906)		EA	8	77	19
PADZZ	5310-637-9541	WASHER, LOCK: SPLIT, MED, STL, CD-OR ZN-PLD W/CHROMATE FIN., -3/8 SCREW SIZE, 0.6888 OD, 0.104 THK MS35338-46 (96906)		EA	6	77	20
PADZZ	1680-961-1308	CATCH, HATCH COVER: 10930541 (19204)		EA	1	77	21
PADZZ	1005-928-3796	BUMPER ASSEMBLY: 11605621 (19204)		EA	1	77	22
PAFZZ	1005-754-5276	SHIM: 10936390-1 (19204)		EA	V	77	23
PADZZ	5305-543-2419	SCREW, CAP, HEXAGON HEAD: STL, CD-OR ZN-PLD W/CHROMATE, -3/8-16NC-2A, 1.125 LG MS90728-61 (96906)		EA	3	77	24
PADZZ	1005-991-6728	RETAINER, LOOP, COVER, HATCH, CUPOLA: 10930531 (19204)		EA	1	77	25
PADZZ	1005-991-6727	LOOP, COVER, HATCH, CUPOLA: 10930530 (19204)		EA	1	77	26
PADZZ	1005-991-6725	STRAP, WEBBING: 10930526 (19204)		EA	1	77	27
PAFZZ	5305-728-5475	SCREW, CAP, HEXAGON HEAD: STL, CD-OR ZN-PLD W/CHROMATE-FIN., 3/4-16UNF-2A, 5-1/2, LG MS90727-200 (96906)		EA	2	77	28
PADZZ	1005-991-6726	SHIM: 1030.528 (19204)		EA	1	77	29
PADZZ	5315-810-3702	PIN, SPRING: STL, CD-PLD, 0.125 DIA, 1 LG MS16562-38 (96906)		EA	2	77	30
PADZZ	5315-755-4863	PIN, HANDLE: 10930529 (19204)		EA	2	77	31
PADZZ	1005-754-6525	HANDLE, CUPOLA HATCH COVER, LOCK: 10930532(19204)		EA	1	77	32
XBOZZ	1005-082-0014	BRACKET: 10930533 (19204)		EA	1	77	33
XBOZZ	2510-057-7051	COVER ASSEMBLY: 10930507 (19204)		EA	1	77	34
PADZZ	1005-991-6723	SEAL, RUBBER, ROUND, SECTION: 1030500 (10204)		EA	1	77	35

Section IV. REPAIR PARTS LIST-Continued

(1) SMR Code	(2) Federal Stock Number	(3) Description Reference Number & Mfr. Code Usable on Code		(4) Unit of meas	(5) Qty inc in unit	(6) 30 day DS maint allowance			(7) 30-day GS maint allowance			(8) 1-yr alw per 100 equip cntgcy	(9) Depot maint alw per 100 equip	(10) Illustration	
						(a)	(b)	(c)	(a)	(b)	(c)			(a) Figure no.	(b) Item no.
						1-20	21-50	51-100	1-20	21-50	51-100				
PAFZZ	5305-916-2345	GROUP 4002 VISION BLOCKS, SUPPORTS AND CUSHIONING PADS		EA	12	78	1	
PAFZZ	5310-877-7527	SCREW, CAP, HEXAGON HEAD: STL, CD-OR ZN-PLD, 3/4-16OUNF-2A, 2 LG MS90727-187 (96906) E		EA	2	78	2	
PAFZZ	5305-978-9396	WASHER, FLAT: STL, CD-PLD, 0.812 ID, 1.50 OD, 0.179 THK 10910174-8 (19204) E		EA	26	78	3	
PAFZZ	5365-768-7080	SCREW, CAP, SOCKET HEAD: FL-FIL-HD, HEX-SOC, STL, CD-PLD W / CHROMATE, 3A/-16UNC-3A, 1-1/2LG MS16997-101 (96906) E		EA	10	78	4	
PAFDL	1005-768-5365	SHIM: BRS, 0.720W.0.010THK, 6HOLES, 0.438DIA 10883926 (19204) E		EA	1	78	5	
PAFZZ	3110-768-8536	RING: UPPER RACE 10873679 (19204) E		EA	234	78	6	
XAFZZ	BALL BEARING: PLASTIC IU/ W GEAR 10930472) IX26 MANUAL ONLY) 10873099 (19204) E		EA	1	78	7	
PAFZZ	1005-991-672)	RETAINER, BALL BEARING: PLASTIC, 119.980 LG, 0.625 W, 234 HOLES EQUAHY SPACED, 0.422 HOLE DIA (USED ON MANUAL ONLY) 10887339 (P204) C		EA	1	78	8	
PAFZZ	3020-871-5669	GEAR, SPUR: (STOCK EXHAUST TO 10054559, FSN 1005- 871-5669 10930472 (19204) C OR		EA	1	78	8	
PAFDL	1005-073-0-69	GEAR, SPUR: (USED W / BALL BEARING 7328567 AND 7328568 ONLY 10954559(19204) G		EA	1	78	9	
PAOZZ	5305-068-0510	RING: LOWER RACE 10873680 (19207) F		EA	8	78	10	
PAOZZ	5310-877-5972	SCREW, CAP, HEXAGON HEAD: STL, CD-PLD,3/8 - 16UNC-2A, 1 LG MS9728-60 (96906) E		EA	2	78	11	
PAOZZ	1005-245-8414	WASHER, FLAT: STL, CD-PLD W/CHROMATE FIN., 0.406 ID, 0.750 OD. 0.190 THK 10910174-3(19204) E		EA	16	78	12	
PAOZZ	2590-973-1176	RETAINER, VISION BLOCK: 10931034 (19204) E		EA	8	78	13	
		BLOCK, DIRECT VISION: 10925308 (19204) E													

Section IV. REPAIR PARTS LIST-Continued

(1) SMR Code	(2) Federal Stock Number	(3) Description Reference Number & Mfr. Code Usable on Code		(4) Unit of meas	(5) Qty inc in unit	(6) 30 day DS maint allowance			(7) 30-day GS maint allowance			(8) 1-yr alw per 100 equip cntgcy	(9) Depot maint alw per 100 equip	(10) Illustration	
						(a)	(b)	(c)	(a)	(b)	(c)			(a) Figure no.	(b) Item no.
						1-20	21-50	51-100	1-20	21-50	51-100				
PAFZZ	5305-655-9681	SCREW, MACHINE: PAN-HD, BRS, 1/4/-20UNC-2A, 3/4 LG MS35229-81 (96906)	G	EA	1	78	14
PAFZZ	5310-761-6882	NUT, PLAIN, HEXAGON: MS51967-2 (96906)	G	EA	1	78	15
PAFZZ	5310-809-4058	WASHER, FLAT: STL, CD-PLD, /4 ID, 5s OD; 0.104 THK MS27183-10 (96906)	E	EA	4	78	16
PAFZZ	5340-827-8314	CAMP, LOOP: STL, CD-PLD W/CHROMATE, 3/16 LOOP ID, 1/2 O/A W, 1 HOLE 9/32 DIA, W/O FASTENING DEVICE MS21333-33 (96906)	G	EA	1	78	17
PAFZZ	5305-889-3000	SCREW, MACHINE: PAN-HD, CROSS-RECESSED, STL, CD-PLD, NO. 6-32UNC-2A, 1/2LG MS35206-230 (96906)	E	EA	4	78	18
PAFZZ	5310-983-8483	WASHER, FLAT: STL, 5/32 ID, 5/16 OD, 0.048 MAX THK MS27183-5 (96906)	E	EA	4	78	19
PAFZZ	5310-045-4007	WASHER, LOCK: NO. 6 MS35:338-41 (96906)	E	EA	4	78	20
PAFZZ	5935-396-0068 21	GASKTP: RBR, 1.00 APERTURE DIA, 1.281 O/ A W, 0.031 THK, 1.281 O/A LG, 4 BOLT HOLES 7358503 (19204)	E	EA	1.	78
PAFZZ	5305-988-1723	SCREW, MACHINE: PAN-HD, STL CD-PLD W / CHROMATE, /4-20UNC-2A, 1A LG MS 35206-279 (96906)	G	EA	3	78	22
PAFZZ	5310-582-5965	WASHER, LOCK: SPLIT, MED, STL, CD-PLD W/CHROMATE FIN., 0.250 ID, 0.493 OD, 0.072 THK MS35338-44 (96906)	E	EA	7	78	23
PAFZZ	5340-057-3042	CLAMP, LOOP: CUSH, STL, CD-OR ZN-PLD, 1/2 LOOP ID, 1/2 W 573042 (10237)	G	EA	2	78	24
PAFZZ	5305-954-3937	SCREW, MACHINE: FL-CSK-HD (80-82 DEG), STL, CD- PLD W / CHROMATE, 1/4-20UNC-2A, 7/8 LG MS35190-290 (96906)	E	EA	2	78	25
XBFZZ	1005-245-8407	STOP, SPRING, HATCH COVER: 10930538 (19204)	E	EA	2	78	26
PAOZZ	5310-763-8894	NUT, PLAIN, HEXAGON: STL, CD-PLD, 3/4-16UNF-28, 1- 1/8 W, ACRROSS FLATS. 41/64 THK MS51968-24 (96906)	E	EA	4	78	27
PAFZZ	5305-728-54735	SCREW CAP, HEXAGON HEAD: STL, CD-OR ZN-PLD W/ CHROMATE FIN., 3/4-16UNF-2A, 5-1/2 LG MS90727-200 (96906)	E	EA	2	78	28

Section IV. REPAIR PARTS LIST-Continued

(1) SMR Code	(2) Federal Stock Number	(3) Description Reference Number & Mfr. Code Usable on Code		(4) Unit of meas	(5) Qty inc in unit	(6) 30 day DS maint allowance			(7) 30-day GS maint allowance			(8) 1-yr alw per 100 equip cntgcy	(9) Depot maint alw per 100 equip	(10) Illustration	
						(a) 1-20	(b) 21-50	(c) 51-100	(a) 1-20	(b) 21-50	(c) 51-100			(a) Figure no.	(b) Item no.
PAFZZ	1005-991-6732	PAD, CUSHION: PAD, CUSHIONING, 1-7/8 W, 75.00 LG, 1/2 THK 10930544 (19204)	E	EA	1	78	30
XAFZZ	SUPPORT, CUPOLA VISION BLOCK: TOP 10930504(19204)	G	EA	1	78	31
XAFZZ	SUPPORT, CUPOLA VISION BLOCK: BOTTOM 10930505 (19204)	G	EA	1	78	32
PAFZZ	3110-214-0902	BALL, BEARING: PLASTIC, 0.4063 SPHER DIA (WHITE OR CREAM) (USED W/GEAR 10954559 (U/O M26 POWER ONLY) 7328567 19204)	F	EA	151	78	33
PAFZZ	3110-214-0903	BALL, BEARING: PLASTIC, SPACER 0.3937 DIA (ANY COLOR BUT WHITE OR CREQM) (U / W GEAR 10954559) (U/O M26 POWER ONLY) 7328568 1192041	F	EA	151	78	34
GROUP 6001															
FRONT AND REAR SIGHTS, GUN CRADLE ASSEMBLY															
PADZZ	5305-755-4867	THUMBSCREW ASSEMBLY: 10942215(19204)	E	EA	4	82	1
PADZZ	1005-754-5278	SIGHT ASSEMBLY, REAR GUN: 10942216 19204)	G	EA	1	82	2
PADZZ	5305-543-2419	SCREW, CAP, 3/8--16UNC-2A, 1.125 LG MS90728-61 (96906)	G	EA	4	82	4
PADZZ	5310-877-5972	WASHER, FLAT: STL, CD-PLD W/CHROMATE FIN., 0.406 ID, 0.750 OD, 0.190 THK 10910174-3 (19204)	E	EA	4	82	4
PADZZ	1005-9501252	HOLDER ASSEMBLY, FRONT GUN SIGHT: 1042217 (19204)	G	EA	1	82	5
PADZZ	1005-991-6737	SIGHT, GUN FRONT: 10930619 (19204)	E	EA	1	82	6
GROUP 5000															
GUN CRADLE LEFT SUPPORT AND UPPER ELEVATING MECHANISM ASSEMBLY															
PAFZZ	5306-050-1238	BOLT, MACHINE: HEX-HD, STL, CD-PLD W/CHROMATE, 5/16-24UNF-2A, 3/4 MAX LG MS90727-32 (96906)	F	EA	6	85	1

Section IV. REPAIR PARTS LIST-Continued

(1) SMR Code	(2) Federal Stock Number	(3) Description Reference Number & Mfr. Code Usable on Code		(4) Unit of meas	(5) Qty inc in unit	(6) 30 day DS maint allowance			(7) 30-day GS maint allowance			(8) 1-yr alw per 100 equip cntgcy	(9) Depot maint alw per 100 equip	(10) Illustration	
						(a) 1-20	(b) 21-50	(c) 51-100	(a) 1-20	(b) 21-50	(c) 51-100			(a) Figure no.	(b) Item no.
XAFZZ	COVER, ELEVATING: 10930831(19204)	C	EA	1	85	3	
PAFZZ	5330-991-6773	GASKET: 10930833 (19204)	C	EA	1	85	4	
PAFZZ	5305-990-0695	SCREW, CAP, HEXAGON HEAD: STL, CD-OR ZN-PLD, W/CHROMATE, 1/2-20NF-2A, 7/8 LG	C	EA	1	85	5	
PAFZZ	5310-584-5272	WASHER, LOCK: SPLIT, STL, CD-OR ZN-PLD W/CHROMATE FIN., 0.500 ID, 0.879 OD, 0.135 THK	C	EA	1	85	6	
DAFZZ	5310-755-4865	WASHER, FLAT: MS35338-48 (96906)	G	EA	1	85	7	
PAFZZ	5330-585-3355	PACKING, PREFORMED: 1.365 ID, 1.623 OD, 0.143 O/A H	E	EA	1	85	8	
PAFZZ	5305-269-3235	SCREW, CAP, HEXAGON HEAD: STL, CD-OR ZN- CHROMATE-FIN., :8-24UNF-2A, 7/8 LG	C	EA	1	85	9	
XAFZZ	RETAINER: 1930830 (19204)	E	EA	1	85	10	
PAFZZ	3110-059-2831	NUT, PLAIN, ROUND: STL, CD-OR ZN-PLD W/CHROMATE, 0.969-32NS-0.9487 MIN, 0.9521 MAX PITCH DIA, 0.416 MAX THK, 4 DR PTS	C	EA	1	85	11	
PAFZZ	3110-045-3812	MS 19068-052 (96906) WASHER, KEY: STL, CD-OR ZN-PLD W/CHROMATE, 1.000 ID EXCL KEY, 1.719 OD, 0.050 THK, 13 EXT KEYS I INP KEY	C	EA	1	85	12	
PAFZZ	5330-618-3755	MS 19070-052 (96906) PACKING, PREFORMED: 2-1/8 ID, 2-3/8 OD, 1 O/ A H	C	EA	1	85	13	
PAFZZ	3110-990-6442	MS9021-139 (96906) BEARING, BALL, ANNULAR: GRD, SR, NON-LOADING GROOVE, SELF-CONTAINED, RETAINER TYPE, ABEC-1 TOL, STD FIT, 0.984 BORE DIA, 2.047 OD, 1.181 O/A W	C	EA	2	85	14	
PAFZZ	5340-054-1410	713667(21450) PLUG, EXPANSION: STL, 1-3/4 OD, 2-11/16 RAD, 0.083 THK MATERIAL	C	EA	1	85	15	
PAFZZ	3110-571-3937	MS35648-13 (96906) BEARING, BALL, SINGLE ROW, RADIAL: 8712188(19204)	C	EA	1	85	16	

Section IV. REPAIR PARTS LIST-Continued

(1) SMR Code	(2) Federal Stock Number	(3) Description Reference Number & Mfr. Code Usable on Code		(4) Unit of meas	(5) Qty inc in unit	(6) 30 day DS maint allowance			(7) 30-day GS maint allowance			(8) 1-yr alw per 100 equip cntgcy	(9) Depot maint alw per 100 equip	(10) Illustration	
						(a)	(b)	(c)	(a)	(b)	(c)			(a) Figure no.	(b) Item no.
						1-20	21-50	51-100	1-20	21-50	51-100				
PAFZZ	1005-071-0748	GEAR SET, WORM AND SECTOR, MATCHED: 10941391 (19204)	C	EA	1	85	17
XAFZZ		GEAR: 10941389 (19204)	C	EA	1	85	18
XAFZZ		GEAR: 10941390 (19204)	C	EA	1	85	19
PAFZZ	1005-991-6771	SHIM: 1030828 (19204)	C	EA	1	85	20
XAOZZ		WIRE, STEEL, CORROSION RESISTING: (SEE BULK ISSUE FSN 9505-804-3814) QQW423 1813481	E	EA	V	85	21
PAFZZ	5305-811-0638	SCREW, CAP, HEXAGON HEAD: DLD-F LKG-WIRE, SPL, CD-OR ZN-PLD W / CHROMATE-FIN., 3/8 -24UNF-2A, 2 LG	C	EA	4	85	22
PAFZZ	5315-988-8781	PIN, STRAIGHT, HEADLESS: STL, PHOS-CTD, 5/16 DIA, 1-1/4 LG	C	EA	4	85	23
PAFZZ	5310-989-5525	NUT, PLAIN, HEXAGON: MS 16555-354 (96906)	G	EA	1	85	24
PAFZZ	5305-767-0437	SETSCREW: HEX-SOC, FL-PTS, PHOS-CTN, 1/2-20UNF- 3A, 1 LG	C	EA	1	85	25
PAFZZ	5305-912-5113	MS51966-104 (96906) SCREW, CAP, HEXAGON HEAD: DLD-F/LKG-WIRE, CD-OR ZN-PLD W / CHROMATE, -FIN., 3/8-24UNF-2A, 7/8 LG	C	EA	2	85	26
PAFZZ	5315-957-7089	MS51096-59 (96906) KEY, MACHINE: MS20066-237 (96906)	C	EA	1	85	27
AFFZZ		HOUSING: 10930642 (19204)	C	EA	1	85	28
AFFZZ		SUPPORT ASSEMBLY; 10930698 (19204)	C	EA	1	85	29
XAFZZ		SUPPORT, LEFT: 10936174 (19204)	G	EA	1	85	30
PAFZZ	13120-9914)247	BEARING, SLEEVE: 10888013-1 (19204)	E	EA	2	85	31
PAFZZ	1005-991-6769	SEAT, SCREW, ADJUSTING: 10930825 (19204)	C	EA	2	85	32
PAFZZ	105-991-6770	SHIM: 10930827 (19204)	E	EA	2	85	33

Section IV. REPAIR PARTS LIST-Continued

(1) SMR Code	(2) Federal Stock Number	(3) Description Reference Number & Mfr. Code Usable on Code		(4) Unit of meas	(5) Qty inc in unit	(6) 30 day DS maint allowance			(7) 30-day GS maint allowance			(8) 1-yr alw per 100 equip cntgcy	(9) Depot maint alw per 100 equip	(10) Illustration	
						(a)	(b)	(c)	(a)	(b)	(c)			(a) Figure no.	(b) Item no.
						1-20	21-50	51-100	1-20	21-50	51-100				
PADZZ	1005-754-6578	CRADLE ASSEMBLY, GUN: 10935872 (19204)	G	EA	1	85	34
PAFZZ	3110-070-5667	BEARING, DOUBLE ROW, TAPERED: 8712186 (19204)	G	EA	2	85	35
PAFZZ	5330-990-8306	SEAL, PLAIN, ENCASED: STL, CASE, SYN-RBR ELEMENT, 2-7 / 8 BORE DIA, 2-1/8 SHAFT DIA, 7 / 16 W MS51000-130-3 (96906)	E	EA	1	85	36
XBFZZ	1005-457-9330	RETAINER: 10930829 (19204)	E	EA	2	85	37
PAFZZ	5305-878-8614	BOLT, MACHINE: HEX-HD, STL, PHOS-CTD, 3/8-24UNF 2A, 7 / 8 LG, 0.718, THK, 0.226 H, 0.551 W MS51098-59 (96906)	E	EA	6	85	38
XAFZZ	TRUNNION, LEFT: 10936169 (19204)	G	EA	1	85	39
XAFZZ	TRUNNION, RIGHT: 10936153 (19204)	G	EA	1	85	40
XAFZZ	PIN, STRAIGHT, HEADLESS: MS16555-628 (96906)	G	EA	2	85	41
PAFZZ	5305-269-3241	SCREW, CAP, HEXAGON HEAD: STL, CD-OR ZN-PLD, 3/8-24UNF-2A, 1-3/4 LG MS90727-65 (96906)	G	EA	4	85	42
PAOZZ	5310-080-6004	WASHER, FLAT: STL, CD-PLD W / CHROMATE FIN., 0.406 ID, 0.812 OD, 0.080 MAX THK MS27183-14 (96906)	G	EA	5	85	43
PAFZZ	5315-988-8782	PIN, STRAIGHT, HEADLESS: CRES, PASS-FIN., 1/4 X 1/2 MS16555-650 (96906)	E	EA	2	85	44
XAFZZ	BRACKET: 109330586 (19204)	G	EA	1	85	45
PAFZZ	5315-682-1746	PIN, STRAIGHT HEADLESS: ONE END CHAM, ONE END RAD, CRES, PASS FIN., 5 / 16 DIA 1 LG MS16555-653 (96906)	G	EA	2	85	46
XAFZZ	CRADLE: 10930647(19204)	G	EA	1	85	47
GROUP 5001															
EQUILIBRATOR AND RIGHT CRADLE SUPPORT															
ASSEMBLY															
PAFZZ	5305-992-7126	SCREW, SHOULDER: FL-FIL-HD, STL, CD-PLD, 5/8- 11UNC-3A, 2-1/4 LG 10930752 (19204)		EA	1	84	1
PAFZZ	5310-877-7527	WASHER, FLAT: STL, CD-PLD, 0.812 ID, 0.500 OD, 0.179 THK 10910174-8 (19204)		EA	2	84	2

Section IV. REPAIR PARTS LIST-Continued

(1) SMR Code	(2) Federal Stock Number	(3) Description Reference Number & Mfr. Code Usable on Code		(4) Unit of meas	(5) Qty inc in unit	(6) 30 day DS maint allowance			(7) 30-day GS maint allowance			(8) 1-yr alw per 100 equip cntgcy	(9) Depot maint alw per 100 equip	(10) Illustration	
						(a)	(b)	(c)	(a)	(b)	(c)			(a) Figure no.	(b) Item no.
						1-20	21-50	51-100	1-20	21-50	51-100				
PBFZZ	1005-102-6789	CYLINDER, OUTER, EQUILIBRATOR: WELDED 10930748 (19204)		EA	1	84	3	
XAFZZ	SLEEVE: 10930746 (19204)		EA	1	84	4	
PAFZZ	3120-991-0247	BEARING, SLEEVE: 10888013-1 (19204)		EA	2	84	5	
PAFZZ	1005-960-7586	SPRING, HELICAL, COMPRESSION: STL, CD-FIN., 0.343 STK SIZE, 2-1/8 ID, 2.811 FREE OD, 30-1/2 FREE LG, 32 COILS 10930751 (19204)		EA	1	84	6	
XAFZZ	SPRING, INNER EQUILIBRATOR: 10936321 (19204)		EA	2	84	7	
PAFZZ	5315-058-6127	PIN, SPRING: STL, PHOS-CTD 3 / 16 DIA, 2LG 586127 (21450)		EA	1	84	8	
PAFZZ	5315-755-4864	PIN, GUN EQUILIBRATOR: 10930750 (19204)		EA	1	84	9	
PBFZZ	1005-102-6788	CYLINDER, INNER, EQUILIBRATOR: (WELDED) 10930745 (19204)		EA	1	84	10	
PAFZZ	5330-913-1202	SEAL, PLAIN: POLYMER-IMPREGNATED OR CTD CHROME RETANNED LEA SEALING MEMBER, 1-1/2 BORE DIA, 1 SHAFT DIA, 1/4 W MS51001-13-B 1(96906)		EA	1	84	11	
PAFZZ	5305-269-3242	SCREW, CAP, HEXAGON HEAD: STL, CD-PLD, 3/8- 24UNF-2A, 2 LG MS90727-66 (96906)		EA	4	84	12	
PAFZZ	5310-080-6004	WASHER, FLAT: MS27183-14 (96906)		EA	1	84	13	
XBFZZ	1005-464-1291	COVER: 10930739 (19204)		EA	1	84	14	
PADZZ	1005-991-6770	SHIM: 10930827 (19204)		E	EA	1	84	15	
AFFZZ	SUPPORT ASSEMBLY: 10930699 (19204)		G	EA	1	84	16	
XAFZZ	SUPPORT, GUN CRADLE: RIGHT 10930590 (19204)		G	EA	1	84	17	
PAFZZ	1005-991-6740	SHIM: 10930625 (19204)		E	EA	2	84	18	
PAFZZ	5315-988-8781	PIN, STRAIGHT, HEADLESS: STL, PHOS-CTD, 5 / 16 DIA, 1-1/4 LG MS16555-354 (96906)		E	EA	4	84	19	
PAFZZ	1005-991-6739	SHIM: 10930624 (19204)		G	E	EA	2	84	20	

Section IV. REPAIR PARTS LIST-Continued

(1) SMR Code	(2) Federal Stock Number	(3) Description Reference Number & Mfr. Code Usable on Code		(4) Unit of meas	(5) Qty inc in unit	(6) 30 day DS maint allowance			(7) 30-day GS maint allowance			(8) 1-yr alw per 100 equip cntgcy	(9) Depot maint alw per 100 equip	(10) Illustration	
						(a)	(b)	(c)	(a)	(b)	(c)			(a) Figure no.	(b) Item no.
						1-20	21-50	51-100	1-20	21-50	51-100				
PAFZZ	5305-071-2070	SCREW, CAP, HEXAGON HEAD: STL, CD-OR-ZN-PLD, 1/2-13UNC-2A, 1-3/4 LG MS90728-114 (96906)	G	EA	4	84	21
PAOZZ	5310-866-4417	WASHER, FLAT: STL, CD-PLD W / CHROMATE FIN., 17- 32 ID, 1 OD 0.154 THK 10910174-5 (19204)	G	EA	4	84	22
PAOZZ	5340-987-1287	PIN ASSEMBLY, GUN CRADLE: 10930631 (19204)	G	EA	1	84	23
PAFZZ	5305-719-5184	SCREW, CAP, HEXAGON HEAD: STL, CD-OR ZN-PLD W / CHROMATE-FIN., 1/2-2OUNF-2A, 1 LG MS90727-109 (96906)	E	EA	4	84	24
PAFZZ	5310-584-5272	WASHER, LOCK: SPLIT, STL, CD-OR ZN-PLD W / CHROMATE FIN., 0.500 ID, 0.879 OD, 0.135 THK MS35338-48 (96906)	G	EA	4	84	25
PAFZZ	5305-269-3235	SCREW, CAP, HEXAGON HEAD: STL, CD-OR ZN- CHROMATE-FIN., 3/8-24UNF-2A, 7 / 8 LG MS90727-59 (96906)	E	EA	8	84	26
PAOZZ	5310-637-9541	WASHER, LOCK: SPLIT, MED, STL, CD-OR ZN-PLD W / CHROMATE FIN., 3/8 SCREW SIZE, 0.6888 OD, 0.104 THK MS35338-46 (96906)	E	EA	4	84	27
PAOZZ	5310-877-5972	WASHER, FLAT: STL, CD-PLD W / CHROMATE FIN., 0.406 ID, 0.750 OD, 0.190 THK 10910174-3 (19204)	E	EA	4	84	28
XAFZZ	BRACKET: 10936270 (19204)	G	EA	1	84	29
PAFZZ	5305-267-8952	SCREW, CAP, HEXAGON HEAD: STL, CD-PLD W / CHROMATE, 1/4-28UNF-2A, 1/2 LG MS90727-3 (96906)	E	EA	1	84	30
PAFZZ	5310-407-9566	WASHER, LOCK: MS35338-45 (96906)	G	EA	6	84	31
PAFZZ	1005-991-0205	GUIDE, FEED, AMMUNITION: 10930870 (19204)	G	EA	1	84	32
XAFZZ	BRACKET: 10930871 (19204)	G	EA	1	84	33
PAOZZ	1005-987-1286	PIN ASSEMBLY, GUN CRADLE: 10930630 (19204)	G	EA	1	84	34
PAFZZ	5315-234-1626	PIN, COTTER: BR, 1/8 DIA, 1 LG MS24665-387 (96906)	G	EA	1	84	35
PAFZZ	5315-987-1285	PIN, INSTALLATION KIT: FL-HD, STL, PHOS-CTD, 0.561 SHANK DIA, 3-11 / 16 LG 10930626 (19204)	G	EA	1	84	36
PAOZZ	1005-104-8904	BRACKET, MOUNTING, MACHINE GUN: M2, HB 10936152 (19204)	G	EA	1	84	37

Section IV. REPAIR PARTS LIST-Continued

(1) SMR Code	(2) Federal Stock Number	(3) Description Reference Number & Mfr. Code Usable on Code		(4) Unit of meas	(5) Qty inc in unit	(6) 30 day DS maint allowance			(7) 30-day GS maint allowance			(8) 1-yr alw per 100 equip cntgcy	(9) Depot maint alw per 100 equip	(10) Illustration		
						(a)	(b)	(c)	(a)	(b)	(c)			(a) Figure no.	(b) Item no.	
						1-20	21-50	51-100	1-20	21-50	51-100					
		GROUP 5000														
		ELEVATING MECHANISM LOWER HOUSING, DRIVE HANDLE WORM GEAR AND BEARINGS														
PBFZZ	1005-134-1179		HOUSING ASSEMBLY: 10931050 (19204) C	EA	1	95	1	
PAFZZ	5305-071-2070		SCREW, CAP, HEXAGON HEAD: STL, CD-OR ZN-PLD, 1 / 2-13 UNC-2A, 1-3 / 4 LG MS90728-114 (96906) G	EA	8	95	2	
PAFZZ	5310-584-5272		WASHER, LOCK: SPLIT, STL, CD-OR ZN-PLD W / CHROMATE FIN., 0.500 ID, 0.879 OD, 0.135 THK MS35338-48 (96906) G	EA	4	95	3	
PAFZZ	5306-226-4825		BOLT, MACHINE: HEX-HD, STL, ;5 / 16-18 UNC-2A, 3 / 4 EA LG MS90728-32 (96906) C	2	95	4	
PAFZZ	5310-987-1295		WASHER, STATION ASSEMBLY: AL OR STL, CD-HLD, 0.343 ID, 0.062 THK 10910174-17 (19204) C	EA	2	95	5	
XAFZZ		COVER ASSEMBLY: 10930802 (19204) C	EA	1	95	6	
PAFZZ	5330-991-0246		SEAL, PLAIN ENCASED: 8712212 (19204) C	EA	1	95	7	
PAFZZ	1005-065-7546		COUPLING, UPPER ELEVATING MECHANISM SHAFT: 10930801 (19204) C	EA	1	95	8	
PAFZZ	5365-803-7313		RING, RETAINING: EXT, STL, CD-PLD, 0.081 ID, 0.312 OD MS16624-1031 (96906) C	EA	1	95	9	
PAFZZ	5310-877-5973		WASHER, FLAT: 10910174-2 (19204) C	EA	1	95	10	
XAFZZ		HANDLE: 1091030791 (19204) C	EA	1	95	11	
PAFZZ	5315-687-3787		PIN, SPRING: MS9048-171 (96906) C	EA	1	95	12	
XAFZZ		TRIGGER: 10930787 (19204) C	EA	1	95	13	
PAFZZ	3120-991-6765		BEARING, SLEEVE: 10930793 (19204) C	EA	1	95	14	
XAFZZ		PIN, ELEVATING: 10930788 (19204) C	EA	1	95	15	
PAFZZ	5310-877-5796		NUT, SELF-LOCKING, HEXAGON: STL, CD-PLD W / CHROMATE FIN., 1 / 4-28UNF-3B, 0.439 W, 0.360 O / A H MS21044-N4(96906) C	EA	1	95	16	

Section IV. REPAIR PARTS LIST-Continued

(1) SMR Code	(2) Federal Stock Number	(3) Description Reference Number & Mfr. Code Usable on Code		(4) Unit of meas	(5) Qty inc in unit	(6) 30 day DS maint allowance			(7) 30-day GS maint allowance			(8) 1-yr alw per 100 equip cntgcy	(9) Depot maint alw per 100 equip	(10) Illustration	
						(a)	(b)	(c)	(a)	(b)	(c)			(a) Figure no.	(b) Item no.
						1-20	21-50	51-100	1-20	21-50	51-100				
PAFZZ	5310-732-0558	NUT, PLAIN, HEXAGON: MS51967-8 (96906)	C	EA	1	95	17
PAFZZ	5305-728-6297	SETSCREW: HEX-SOC, CONE PT, STL, PHOS-CTD, 3 / 8-16UNC-3A, 1 LG MS51973-77 (96906)	C	EA	1	95	18
XAFZZ	LEVER: 10930789 (19204)	G	EA	1	95	19
PAFZZ	5315-828-8570	PIN, SPRING: STL, PHOS-CTD, 1 / 4 DIA, 7 / 8 LG MS16562-147 (96906)	C	EA	1	95	20
PAFZZ	5315-800-8234	PIN, SPRING: MS9048-169 (96906)	C	EA	1	95	21
XAFZZ	CRANK, ELEVATING: 10930790 (19204)	C	EA	1	95	22
PAFZZ	5306-050-1238	BOLT, MACHINE: HEX-HD, STL, CD-PLD W / CHROMATE, 5 / 16-2 UNF-2A, 3 / 4 MAX LG MS90727-32 (96906)	E	EA	3	95	23
PAFZZ	5310-407-9566	WASHER, LOCK: MS35338-45 (96906)	G	EA	2	95	24
XAFZZ	RETAINER: 10931044 (19204)	C	EA	1	95	25
PAFZZ	5330-991-6768	GASKET: 10930799 (19204)	C	EA	1	95	26
XAFZZ	SHAFT: 10931042 (19207)	C	EA	1	95	27
PAFZZ	3110-989-7713	BEARING, BALL, ANNULAR: GRD, SR, RAD, NON-LOADING GROOVE, SELF-CONTAINED, RETAINER TYPE, STD FIT, 0.875 BORE DIA, 1.875 OD, 0.500 O / A W 710221 (00000)	C	EA	2	95	28
PAFZZ	5365-804-7634	RING, RETAINING: EXT, STL, 0.875 SHAFT DIA, 0.042 THK MS16624-87 (96906)	C	EA	1	95	29
PAFZZ	5365-804-7693	RING, RETAINING: INT, STL, 2.025 ID MS16625-187 (96906)	C	EA	1	95	30
PAFZZ	5315-616-5523	KEY, WOODRUFF: STL, 3 / 4 CIRCLE DIA, 5 / 32 THK MS35756-11 (96906)	C	EA	2	95	31
PAFHH	1005-987-1296	CLUTCH ASSEMBLY: 8376552-1 (19204)	C	EA	1	95	32
XAFZZ	SPACER: 10931045 (19204)	C	EA	1	95	33

Section IV. REPAIR PARTS LIST-Continued

(1) SMR Code	(2) Federal Stock Number	(3) Description Reference Number & Mfr. Code Usable on Code		(4) Unit of meas	(5) Qty inc in unit	(6) 30 day DS maint allowance			(7) 30-day GS maint allowance			(8) 1-yr alw per 100 equip cntgcy	(9) Depot maint alw per 100 equip	(10) Illustration	
						(a)	(b)	(c)	(a)	(b)	(c)			(a) Figure no.	(b) Item no.
						1-20	21-50	51-100	1-20	21-50	51-100				
PAFZZ	3110-184-0012	BEARING, BALL, ANNULAR: GND, SR, RAD, NON-LOADING GROOVE, SELF-CONTAINED, RET TYPE ABEC-1 TOL, STD FIT, 30-MM BORE DIA, 55-MM OD, 13-MM O / A W 712221 (00000)	C	EA	2	95	34
PAFZZ	5306-050-1237	BOLT, MACHINE: HEX-HD, STL, CD-PLD W / CHROMATE, 5 / 16-24UNF-2A, 5 / 8 MAX LG MS90727-31 (96906)	C	EA	7	95	35
XAFZZ	COVER, ELEVATING: 10930794 (19204)	C	EA	1	95	36
PAFZZ	5330-991-6766	GASKET: 10930795 (19204)	C	EA	1	95	37
XAFZZ	GEAR: ELEV MECH WORM 10931046 (19204)	C	EA	2	95	38
PAFZZ	3110-990-6442	BEARING, BALL, ANNULAR: GRD, SR, NON-LOADING GROOVE, SELF-CONTAINED, RETAINER TYPE, ABEC-1 TOL, STD FIT, 0.984 BORE DIA, 2.047 OD, 1.181 O / A W 713667 (21450)	C	EA	2	95	39
PAFZZ	3110-045-3812	WASHER, KEY: STL, CD-OR ZN-PLD W / CHROMATE, 1.009 ID EXCL KEY, 1.719 OD, 0.050 THK, 13 EXT KEYS, 1 INT KEY MS19070-052 (96906)	C	EA	1	95	40
PAFZZ	3110-059-2831	NUT, PLAIN, ROUND: STL, CD-OR ZN-PLD W / CHROMATE, 0.969-32NS-0.9487 MIN, 0.9521 MAX PITCH DIA, 0.416 MAX THK, 4 DR PTS MS19068-052 (96906)	C	EA	1	95	41
XAFZZ	COVER, ELEVATING: 10930792 (19204)	C	EA	1	95	42
PAFZZ	1005-991-6764	SPRING, HELICAL, COMPRESSION: STL, BLK-ENAMEL FIN., 0.048 STK SIZE, 9 / 32 ID, 2-9 / 16 FREE O / A LG, 26 COILS 10930781 (19204)	C	EA	1	95	43
PAFZZ	5305-990-9799	SCREW, MACHINE: CROSS-RECESS, PAN HD, CD-PLD, NO. 6-40 UNF-2A MS35207-234 (96906)	C	EA	2	95	44
XAFZZ	ROD ASSEMBLY: 10930785 (19204)	C	EA	1	95	45
PAFZZ	5310-934-9755	NUT, PLAIN, HEXAGON: MS35650-362 (96906)	C	EA	2	95	46
PAFZZ	5310-274-8702	WASHER, LOCK: SPLIT, MED, STL, PHOS-CTD, NO. 6 SCREW SIZE MS35338-60 (96906)	C	EA	2	95	47
XAFZZ	BRACKET: 10930786 (19204)	C	EA	1	95	48

Section IV. REPAIR PARTS LIST-Continued

(1) SMR Code	(2) Federal Stock Number	(3) Description Reference Number & Mfr. Code Usable on Code		(4) Unit of meas	(5) Qty inc in unit	(6) 30 day DS maint allowance			(7) 30-day GS maint allowance			(8) 1-yr alw per 100 equip cntgcy	(9) Depot maint alw per 100 equip	(10) Illustration	
						(a) 1-20	(b) 21-50	(c) 51-100	(a) 1-20	(b) 21-50	(c) 51-100			(a) Figure no.	(b) Item no.
XAFZZ	HOUSING:	C	EA	1	96	1	
AFFZZ	10930710 (19204) CLUTCH ASSEMBLY:	C	EA	1	96	2	
PAFZZ	5306-050-1238	10931049 (19204) BOLT, MACHINE: HEX-HD, STL, CD-PLD W / CHROMATE, 5 / 16-24UNF-2A, 3 / 4 MAX LG	C	EA	6	96	3	
PAFZZ	5306-051-4081	MS90727-32 (96906) BOLT, MACHINE: HEX-HD, STL, CD-OR AN-PLD W / CHROMATE, 3 / 8-24UNF-2A, 1-3 / 4 O / A LG	C	EA	13	96	4	
XAFZZ	MS90727-39 (96906) COVER, ELEVATING:	C	EA	2	96	5	
PAFZZ	1005-991-6767	10930772 (19204) SHIM:	C	EA	1	96	6	
PAFZZ	3110-057-1413	10930797 (19204) NUT, PLAIN, ROUND: STL, PHOS-FIN., 25 / 32 NS, 1- 3 / 16 OD, 1 / 4 THK	C	EA	1	96	7	
PAFZZ	3110-045-3811	MS19068-042 (96906) WASHER, KEY: STL, CD-OR ZN-PLD W / CHROMATE, 0.816 ID EXCL KEY, 1.531 OD, 0.042 THK, 11 EXT KEYS, 1 INT KEY	C	EA	1	96	8	
PAFZZ	3110-156-7528	MS19070-042 (96906) BEARING, BALL, ANNULAR: GRD, SR, ANGULAR CONTACT, NON-LOADING GROOVE, SELF- CONTAINED, RETAINER TYPE, ABEC-1 TOL, STD FIT, 0.787 BORE DIA, 2.047 OD, 1.181 O / A W	C	EA	2	96	9	
XAFZZ	713685 (21450) WASHER:	C	EA	2	96	10	
XAFZZ	10930769 (19204) RETAINER:	C	EA	2	96	11	
XAFZZ	10930771 (19204) GEAR:	C	EA	1	96	12	
PAFZZ	1005-991-6777	10931047 (19204) GEAR SET, MATCHED:	C	EA	1	96	13	
PAFZZ	3120-987-1290	10931048 (19204) BEARING, SLEEVE: STL, 0.788 ID, 1.180 MAX OD, 1.751 LG	C	EA	1	96	14	
XAFZZ	10930770 (19204) PLATE:	C	EA	2	96	15	
		10930768 (19204)	C												

Section IV. REPAIR PARTS LIST-Continued

(1) SMR Code	(2) Federal Stock Number	(3) Description Reference Number & Mfr. Code Usable on Code		(4) Unit of meas	(5) Qty inc in unit	(6) 30 day DS maint allowance			(7) 30-day GS maint allowance			(8) 1-yr alw per 100 equip cntgcy	(9) Depot maint alw per 100 equip	(10) Illustration	
						(a) 1-20	(b) 21-50	(c) 51-100	(a) 1-20	(b) 21-50	(c) 51-100			(a) Figure no.	(b) Item no.
PAFZZ	1005-953-8992	PLATE, CLUTCH: 1093133 (19204)	C	EA	5	96	17	
PAFZZ	1005-987-1289	RETAINER, SPRING, CLUTCH, ELEVATING MECHANISM: 10930767 (19204)	C	EA	2	96	18	
PAFZZ	1005-987-1302	SPRING, HELICAL, COMPRESSION: STL, CD-PLD, 0.093 X 0.125 OVAL WIRE, 0.5737 FREE OD, 1 O / A LG, 7 COILS 8712169 (19204)	C	EA	8	96	19	
XAFZZ	BUSHING: 10930766 (19204)	C	EA	1	96	20	
PAFZZ	5310-991-6763	LOCKNUT, CLUTCH: 10930765 (19204)	C	EA	2	96	21	
XAFZZ	SHAFT: 10936173 (19204)	C	EA	1	96	22	
XAFZZ	WASHER: 10930764 (19204)	C	EA	1	96	23	
PAFZZ	1005-987-1309	BEARING, BALL, SINGLE ROW, RADIAL: 8712190 (19204)	C	EA	1	96	24	
PAFZZ	5365-804-7634	RING, RETAINING: EXT, STL, 0.875 SHAFT DIA, 0.042 THK MS16624-87 (96906)	C	EA	1	96	25	
GROUP 6006															
AMMUNITION BOX TRAY ASSEMBLY, CALIBER .50, MACHINE GUN, M2															
PAOZZ	5315-842-3044	PIN, COTTER: MS24665-283 (96906)	E	EA	1	83	1	
PAFZZ	5315-711-4363	PIN, STRAIGHT, HEADED: RND-HD, DLD-F / C PIN, STL, 5 / 16 SHK DIA, 3-1 / 16 SHK LG 7114363 (19204)	C	EA	1	83	2	
PAFZZ	5360-541-2820	SPRING, HELICAL, TORSION: STL, 0.118 STK SIZE, 0.626 OD, 2-9 / 32 LG, 16 COILS, DBLE TORSION 5412820 (19204)	C	EA	1	83	3	
PAFZZ	1005-711-4359	STRAP: 7114359 (19204)	C	EA	1	83	4	
PAFZZ	5315-707-0144	PIN, STRAIGHT, HEADED: RND-HD, STL, 0.187 SHK DIA, 2.562 SHK LG 7070144 (19204)	C	EA	1	83	5	
PAFZZ	1005-633-7900	PAD: 6337900 (19204)	C	EA	1	83	6	

Section IV. REPAIR PARTS LIST-Continued

(1) SMR Code	(2) Federal Stock Number	(3) Description Reference Number & Mfr. Code Usable on Code		(4) Unit of meas	(5) Qty inc in unit	(6) 30 day DS maint allowance			(7) 30-day GS maint allowance			(8) 1-yr alw per 100 equip cntgcy	(9) Depot maint alw per 100 equip	(10) Illustration	
						(a) 1-20	(b) 21-50	(c) 51-100	(a) 1-20	(b) 21-50	(c) 51-100			(a) Figure no.	(b) Item no.
PAOZZ	1240-087-7281	EYESHIELD: 10543481 (19200)		EA	1	*	*	*	*	*	*	12		3	3
PACZZ	1240-087-7282	CAP ASSEMBLY: 10543494 (19204)		EA	1	*	*	2	*	*	2	12		3	2
PACZZ	1240-782-9652	CASE, CARRYING: TELESCOPE M120 (WITH ADAP- TER, BORESIGHT, BORESIGHT TELESCOPE AND STREAMER: 10553971 (19200)		EA	1	*	*	*	*	*	*	12		1	1
PACZZ	1240-930-4259	TELESCOPE: M120 10543470 (19204)		EA	1	*	*	*	*	*	*	12		3	1
PACHH	1290-089-1875	LIGHT, INSTRUMENT: (MODEL M52E1) 10553462 (19200)		EA	1	*	*	2	*	*	2	12		3	4
PACZZ	2590-937-0869	BAG ASSEMBLY: GUN SIGHT STOWAGE (1 SIGHT ON GUN, 3 IN. BAG, GUN SIGHT 10953698 (19204)		EA	1	*	*	*	*	*	*	12		1	2
PAOZZ	4730-908-6294	CLAMP, HOSE: MS35842-16 (96906)		EA	3	*	*	*	*	*	*	12		1	9
PAFHD	4910-861-2068	REGULATOR: 11615420 (19204)		EA	1	*	*	1	*	*	1	12		2	4
PAFZZ	4933-023-5900	ALIGNMENT TOOL ASSEMBLY: CONTACT RING AND BRUSH 11635887 (19204)		EA	1	*	*	1	*	*	1	12		2	1
PACZZ	4933-117-2761	ADAPTER, BORESIGHT: 10555236 (19204)		EA	1	*	*	*	*	*	*	12		1	6
PAFZZ	4933-494-6605	TOOL, ADJUSTING, AMMUNITION LUBRICATOR: 11653425 (19204)		EA	1	*	*	*	*	*	*	12		2	5
PAOZZ	4933-494-6608	GAGE, AMMUNITION LUBRICATOR: 11653426 (19204)		EA	1	*	*	*	*	*	*	12		2	6
PACDL	4933-867-6607	BORESIGHT, TELESCOPE: 7799773 (19204)		EA	1	*	*	*	*	*	*	12		1	5
PACZZ	4933-930-8952	STREAMER ASSEMBLY, BORESIGHT: 5910791 (19204)		EA	1	*	*	*	*	*	*	12		1	4
PACZZ	5120-230-6385	HANDLE, SOCKET: WRENCH REVERSIBLE RATCHET 1/2 DR, 9 1/2 LG GGW641, TYPE 6, CL1		EA	1	*	*	2	*	*	2	12		1	3
PAOZZ	5305-054-5641	SCREW, MACHINE: MS51957-7 (96906)		EA	2	*	*	*	*	*	*	12		1	7

Section IV. REPAIR PARTS LIST-Continued

(1) SMR Code	(2) Federal Stock Number	(3) Description Reference Number & Mfr. Code Usable on Code		(4) Unit of meas	(5) Qty inc in unit	(6) 30 day DS maint allowance			(7) 30-day GS maint allowance			(8) 1-yr alw per 100 equip cntgcy	(9) Depot maint alw per 100 equip	(10) Illustration	
						(a)	(b)	(c)	(a)	(b)	(c)			(a) Figure no.	(b) Item no.
						1-20	21-50	51-100	1-20	21-50	51-100				
PAFZZ	5305-825-1301	SCREW, SHOULDER: ALIGNMENT TOOL 11635887-2 (19204)		EA	2	*	*	*	*	*	*	12		2	2
PAFZZ	5310-926-5729	NUT, PLAIN, KNURLED: MS16994-44C (96906)		EA	1	*	*	*	*	*	*	12		2	3
PAOZZ	5340-998-5003	SPRING, HELICAL, COMPRESSION: MS24585-C70 (96906)		EA	1	*	*	*	*	*	*	12		1	8
PAFZZ	4933-087-3482	TOOL KIT, POWER CUPOLA, SUPPLEMENTAL, DIRECT, GENERAL AND DEPOT MAINTENANCE, CARRIER M114A1 AND M114A1E1: 5910857 (19204) NOTE: THE FOLLOWING TOOL SET IS REQUISITIONED AND ISSUED, IF NOT OTHERWISE AUTHORIZED, TO MAINTENANCE UNITS PER- FORMING DIRECT AND GENERAL SUPPORT, OR DEPOT MAINTENANCE OF THE MAJOR ITEMS. THE COMPLETE SETS MAY BE REQUISITIONED UNDER ITS OWN STOCK NUMBER. ANY INDIVIDUAL ITEM LISTED BELOW MAY ALSO BE REQUISITIONED UN- DER ITS OWN STOCK NUMBER FOR REPLACEMENT PURPOSES. CONSISTING OF:												97	-
PAFZZ	4933-034-4450	PUSH-ON ASSEMBLY: TRUNNION SUPPORT 11619238 (19204)		EA	1	*	*	*	*	*	*	*		97	4
PAFZZ	4933-034-4461	PULLER ASSEMBLY: TRUNNION BEARING 11619523 (19204)		EA	1	*	*	*	*	*	*	*		97	2
PAFZZ	4933-687-5666	FIXTURE ASSEMBLY: EQUILIBRATOR SPRING 10936429 (19204)		EA	1	*	*	*	*	*	*	*		97	1
PAFZZ	5315-034-4463	PIN, SHOULDER, HEADED, TEE: CUPOLA BEARING 11619669 (19204)		EA	2	*	*	*	*	*	*	*		97	3
PACHH	4933-603-8938	SPECIAL TOOLS FOR MAINTENANCE PERSONNEL THE FOLLOWING TOOL KIT MAY BE RE- QUISITIONED UNDER ITS OWN STOCK NUMBER FOR INITIAL ISSUE. IT IS ISSUED AS REQUIRED AND SUPPLEMENTS TOE S AND TA S. ANY INDIVIDUAL ITEM MAY BE REQUISITIONED UNDER ITS OWN STOCK NUMBER FOR REPLACEMENT. TOOL KIT, MANUAL CUPOLA: SUPPLEMENTAL, DIRECT AND GENERAL SUPPORT AND DEPOT MAINTENANCE MANUAL CUPOLA M26 ON M114A1 VEHICLE 5910537 (19204)												98	-

Section IV. REPAIR PARTS LIST-Continued

(1) SMR Code	(2) Federal Stock Number	(3) Description Reference Number & Mfr. Code Usable on Code		(4) Unit of meas	(5) Qty inc in unit	(6) 30 day DS maint allowance			(7) 30-day GS maint allowance			(8) 1-yr alw per 100 equip cntgcy	(9) Depot maint alw per 100 equip	(10) Illustration	
						(a) 1-20	(b) 21-50	(c) 51-100	(a) 1-20	(b) 21-50	(c) 51-100			(a) Figure no.	(b) Item no.
PACHH	4933-687-5667	WRENCH, CLUTCH ADJUSTING: TRAV MECH 10942151 (19204)		EA	1	*	*	*	*	*	*	12		98	2
PACHH	4933-687-5668	ADAPTER, CLUTCH WRENCH: ELEVATING MECHANISM 10942152 (19204)		EA	1	*	*	*	*	*	*	12		98	4
PACHH	5120-687-6414	WRENCH, TORQUE EXTENSION: TRAV HANDWHEEL BEVELGEAR (USED WITH TORQUE WRENCH 5120-541- 3002) 10942153 (19204)		EA	1	*	*	*	*	*	*	12		98	1
PACHH	5120-687-8504	WRENCH, LOCKNUT TORQUING: ELEV AND TRAV MECH 10942154 (19204)		EA	1	*	*	*	*	*	*	12		98	5
PACHH	5120-687-8505	WRENCH, LOCKNUT TORQUING: ELEV AND TRAV MECH 10942155 (19204)		EA	1	*	*	*	*	*	*	12		98	6
PACHH	4933-687-8506	ADAPTER, PLATE ALIGNING: TRAV-MECH CLUTCH PLATE 10942156 (19204)		EA	1	*	*	*	*	*	*	12		98	3
PACHH	5120-687-8507	WRENCH, LOCKNUT TORQUING: ELEV MECH 10942347 (19204)		EA	1	*	*	*	*	*	*	12		98	7
PAFZZ	3439-727-0489	BULK ISSUE SOLDER, LEAD-TIN ALLOY: COMPSN50SN60QSQS571 (81348)		SL	1	*	*	*	*	*	*	*	*		
PAFZZ	6810-265-0664	NAPHTHA, ALIPHATIC: MILTTN95 (81349)		GL	V	*	*	*	*	*	*	*	*		
PAFZZ	6850-702-4297	SILICONE COMPOUND: W / CORROSION INHIBITOR, 8 OZ TUBE MILS8660BDC4 (81349)		EA	V	*	*	*	*	*	*	*	*		
PAFZZ	6850-880-7616	SILICONE COMPOUND: MILS8660B (81349)		EA	V	*	*	*	*	*	*	*	*		
PAFZZ	8010-917-2368	ENAMEL, INSULATING: RED MILE22118 (81349)		QT	V	*	*	*	*	*	*	*	*		
PAFZZ	8030-081-2326	SEALING COMPOUND: LOCTITE GRADE H, BROWN MILS22473 (81349)		CC	V	*	*	*	*	*	*	*	*		
PAFZZ	8030-081-2330	SEALING COMPOUND: 10 OZ TUBE, GRADE CV MILS22473 (81349)		TU	1	*	*	*	*	*	*	*	*		

Section IV. REPAIR PARTS LIST-Continued

(1) SMR Code	(2) Federal Stock Number	(3) Description Reference Number & Mfr. Code Usable on Code		(4) Unit of meas	(5) Qty inc in unit	(6) 30 day DS maint allowance			(7) 30-day GS maint allowance			(8) 1-yr alw per 100 equip cntgcy	(9) Depot maint alw per 100 equip	(10) Illustration	
						(a)	(b)	(c)	(a)	(b)	(c)			(a) Figure no.	(b) Item no.
						1-20	21-50	51-100	1-20	21-50	51-100				
PAFZZ	8030-081-2335	SEALING COMPOUND: - LOCTITE GRADE B, YELLOW MILS22473 (81349)		CC	V	*	*	*	*	*	*	*	*		
PAFZZ	8030-081-2339	SEALING COMPOUND: LOCTITE GRADE A, RED MILS22473 (81349)		CC	V	*	*	*	*	*	*	*	*		
PAFZZ	5030-226-6436	SEALING COMPOUND: MILS45180 TYPE 2 (81349)		EA	V	*	*	*	*	*	*	*	*		
PAFZZ	8030-275-8114	SEALING COMPOUND: MILS7126, TYPE 1 (81349)		EA	V	*	*	*	*	*	*	*	*		
PAFZZ	8030-656-1426	SEALING COMPOUND: MILS45180A, TYPE 3 (81349)		EA	V	*	*	*	*	*	*	*	*		
PAFZZ	8030-823-7917	SEALING COMPOUND: 1-2 / 3 OZ TUBE OR BOTTLE MILS40083 (81349)		OZ	1	*	*	*	*	*	*	*	*		
PAFZZ	8030-824-1384	SEALING COMPOUND: LOCTITE GRADE C, BLUE MILS22473 (81349)		EA	V	*	*	*	*	*	*	*	*		
PAFZZ	8030-900-4412	SEALING COMPOUND: BLUE, TUBE, GRADE CV, 8 1/2 OZ MILS22473 (81349)		OZ	V	*	*	*	*	*	*	*	*		
PAFZZ	8040-664-4318	ADHESIVE: SYN-RBR BASE, OIL AND WATER RESIST, LIQUID (1 PT CAN) MILA5092, TYPE 1 (81349)		CN	V	*	*	*	*	*	*	*	*		
PAFZZ	8040-867-4358	ADHESIVE: SILICONE, RTV, BLACK, GP MILA46106 (81349)		OZ	V	*	*	*	*	*	*	*	*		
PAFZZ	8040-926-9133	ADHESIVE: MILA46091 (81349)		EA	V	*	*	*	*	*	*	*	*		
PAOZZ	9150-935-9808	HYDRAULIC FLUID, PETROLEUM BASE: MILH6083C (81349)		EA	V	*	*	*	*	*	*	*	*		
PAFZZ	9505-293-4208	WIRE, LOCK: CORROSION RESISTANT MS20995C32 (96906)		EA	V	*	*	*	*	*	*	*	*		
PAOZZ	9505-804-3814	WIRE, STEEL, CORROSION RESISTING: ANLD, 0.047 DIA, 166 FT PER ROUND, 1 LB / SP QQW423 (81348)		EA	V	*	*	*	*	*	*	*	*		

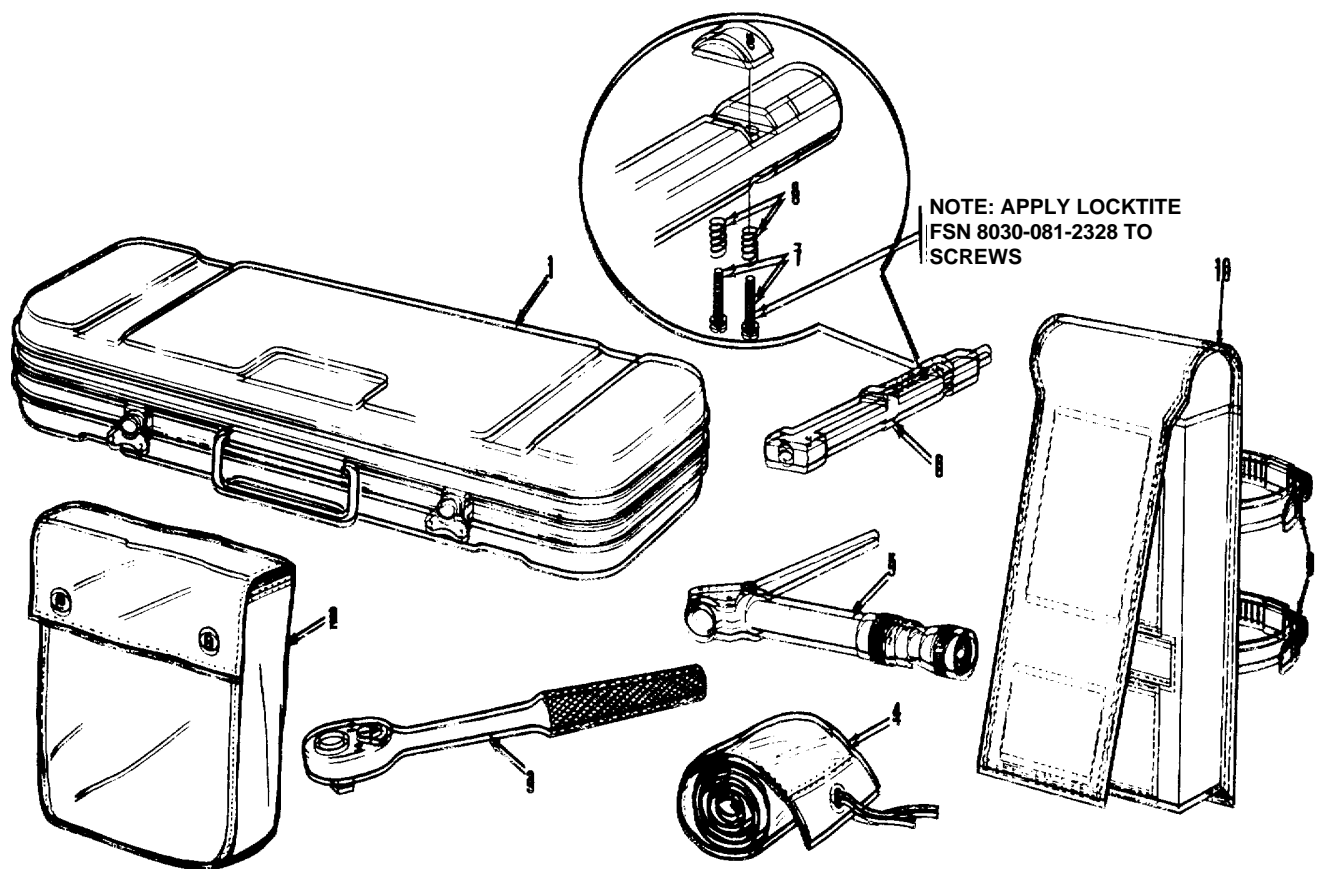
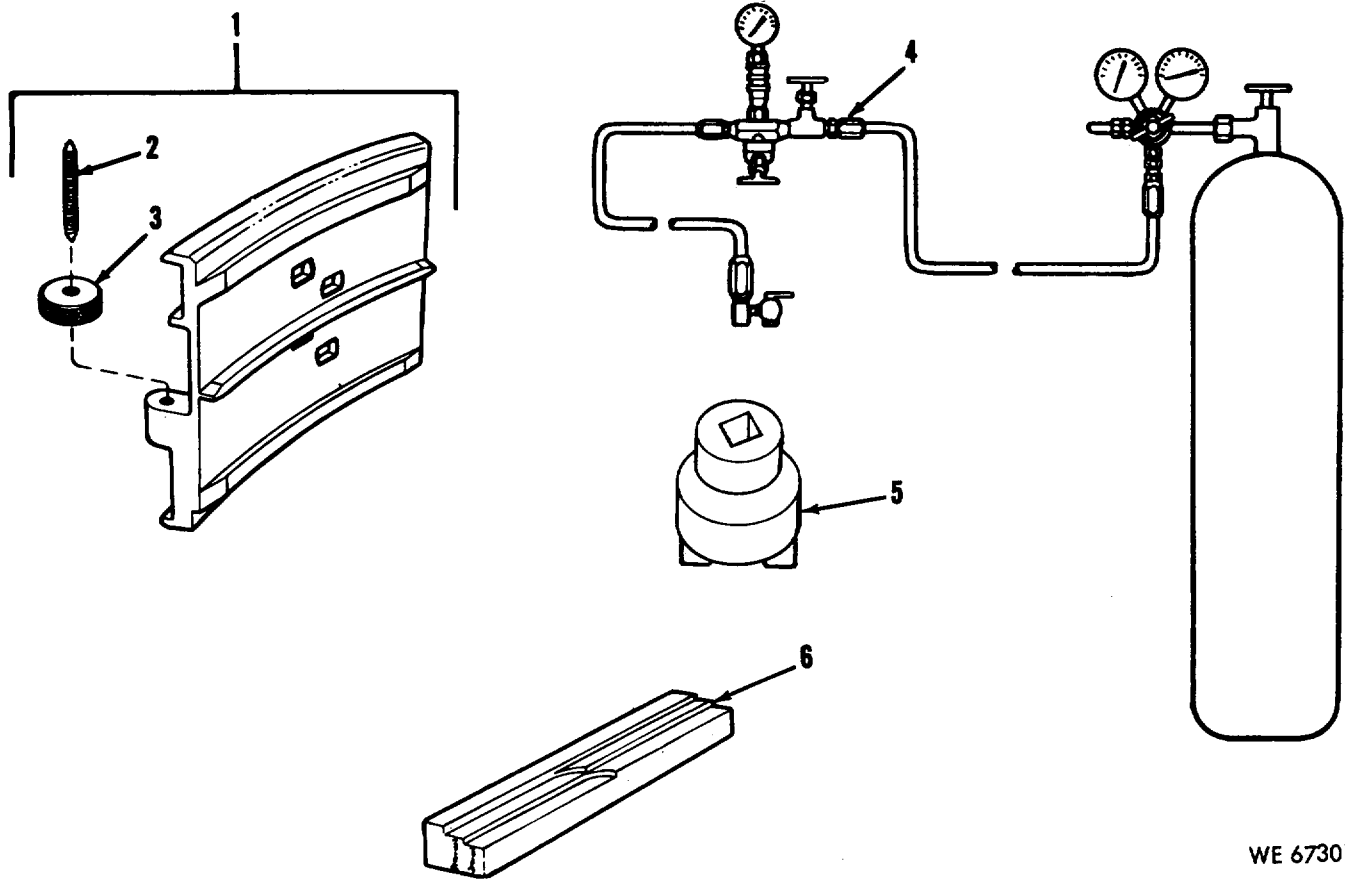


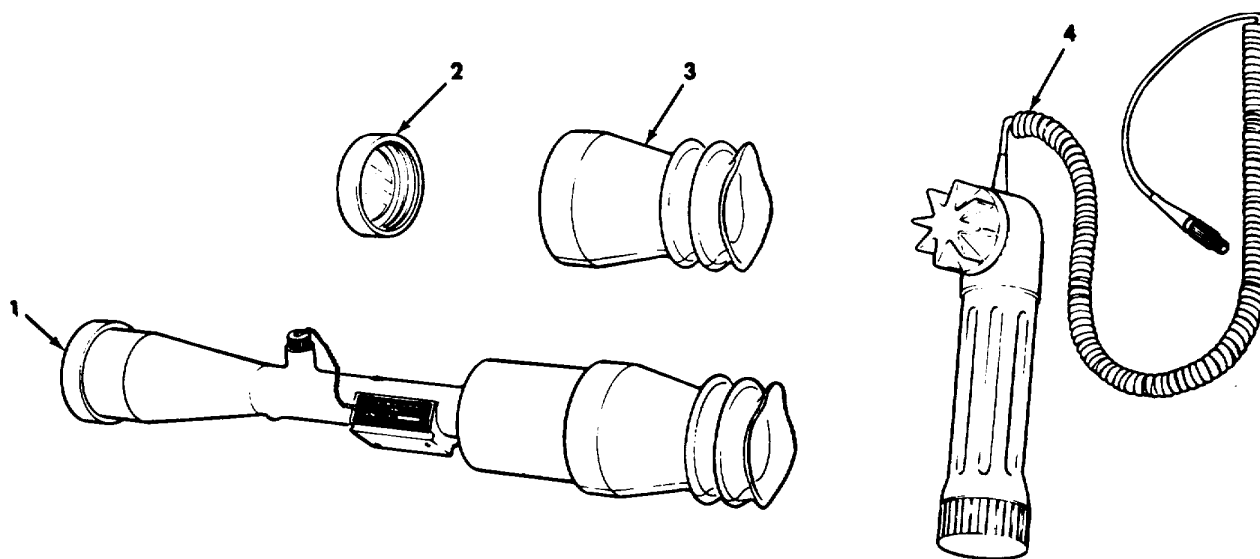
Figure 1. Special tools and equipment.

WE 67300




WE 67301

Figure 2. Special tools and equipment.



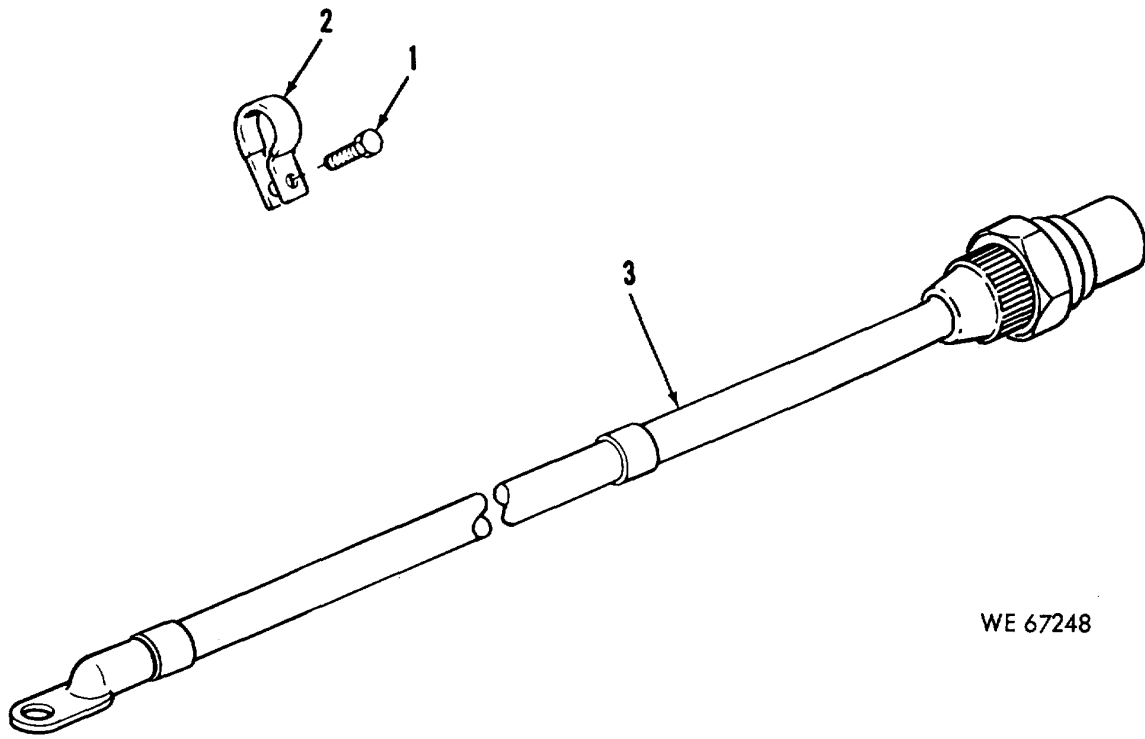
WE 67299

Figure 3. Special tools and equipment.



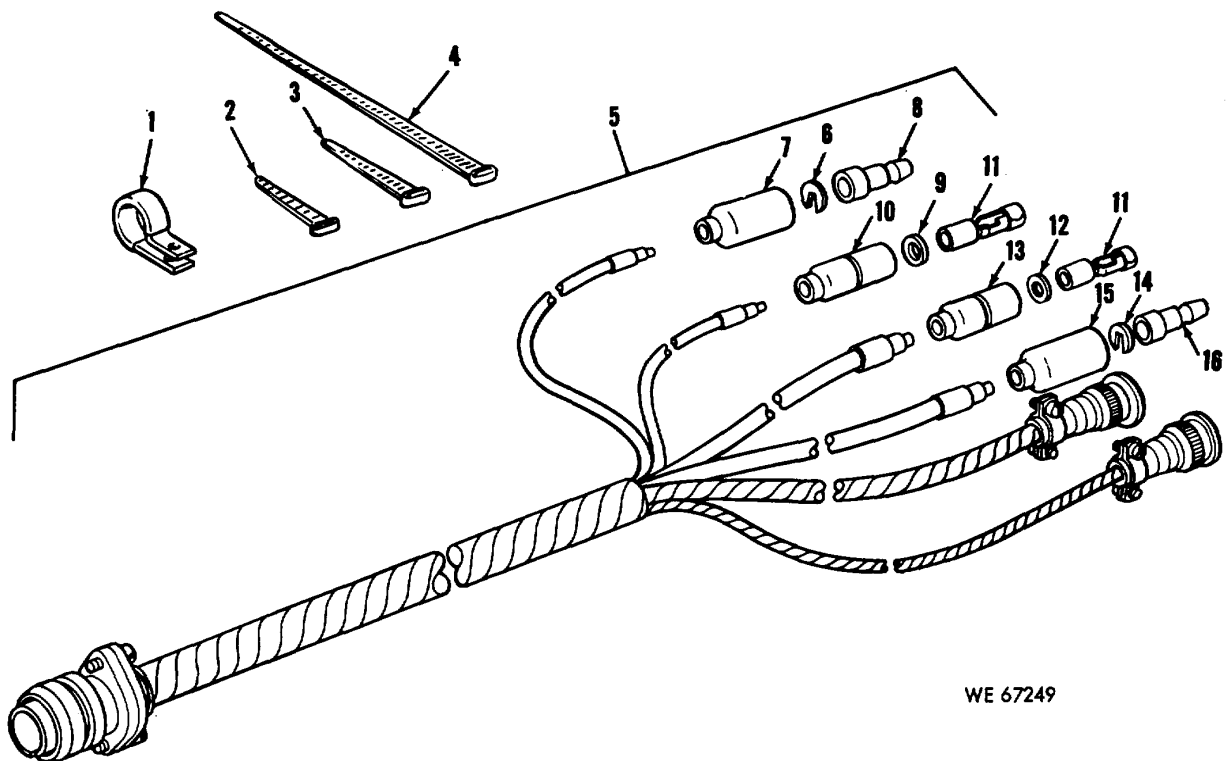
WE 70357

Figure 4. Cupola, interior view with components (XM27).



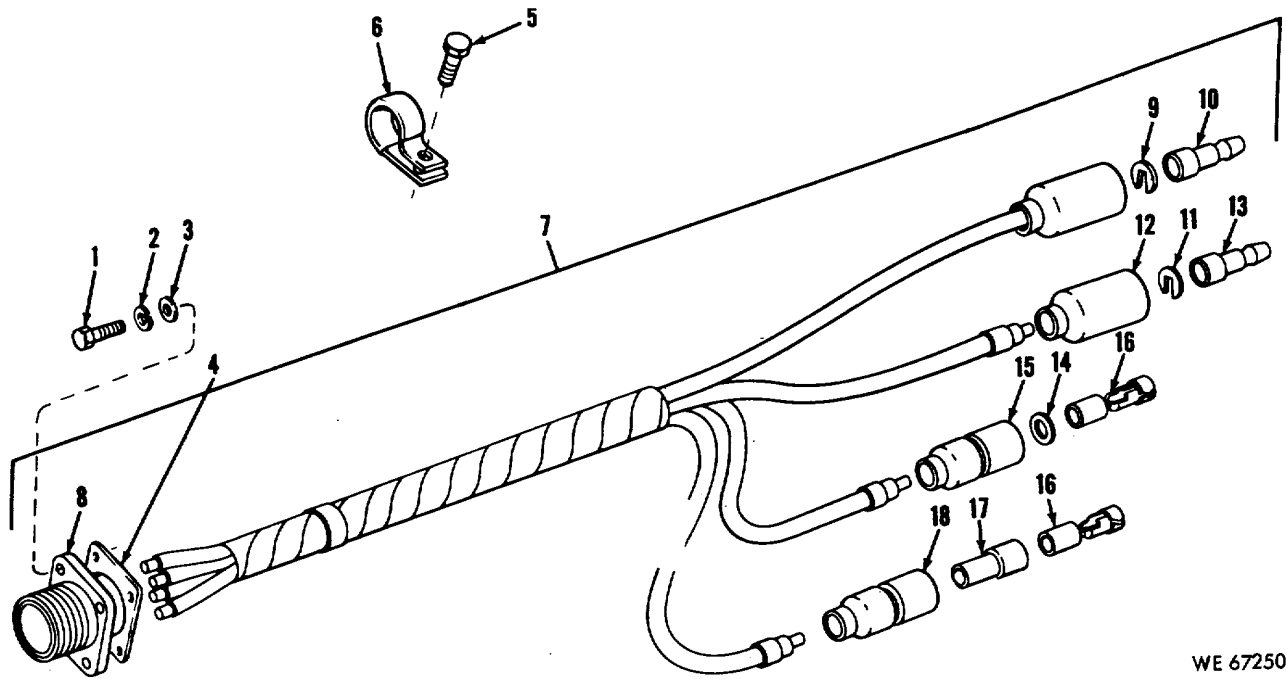
WE 67248

Figure 5. Electrical lead assembly, terminal board to bulkhead.



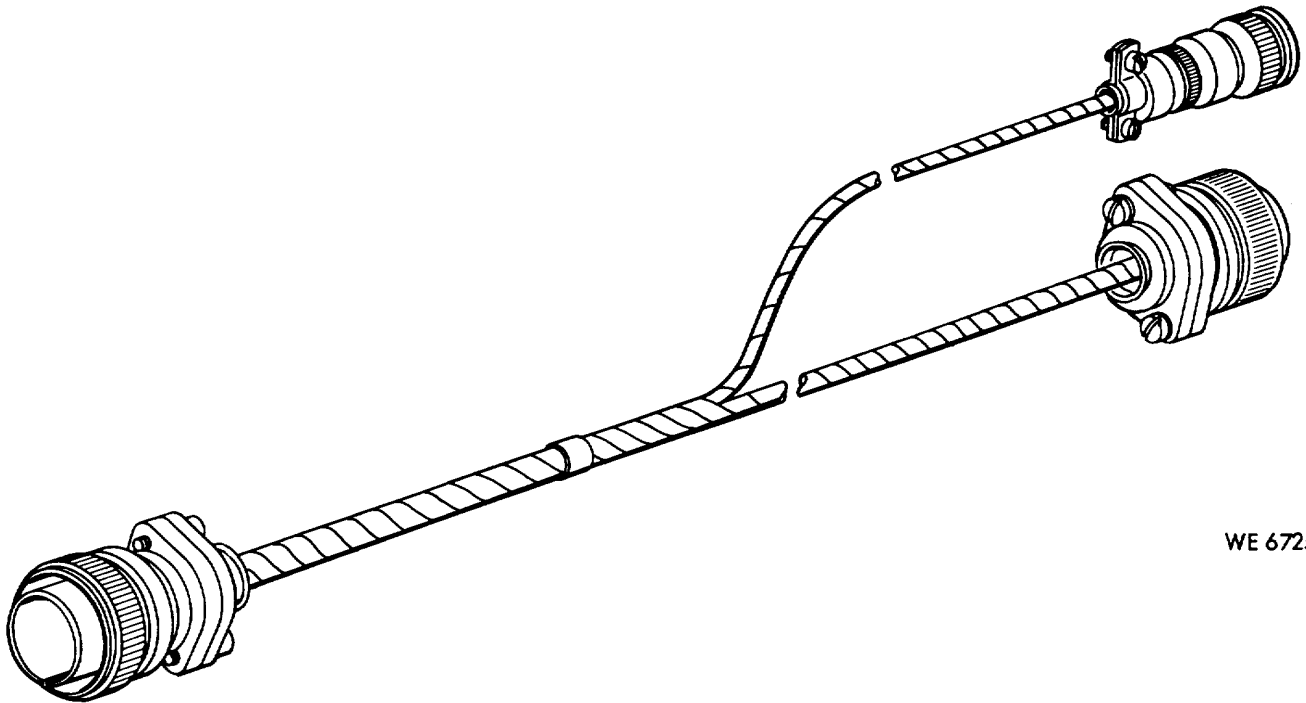
WE 67249

Figure 6. Wiring harness, fire control box to switch.



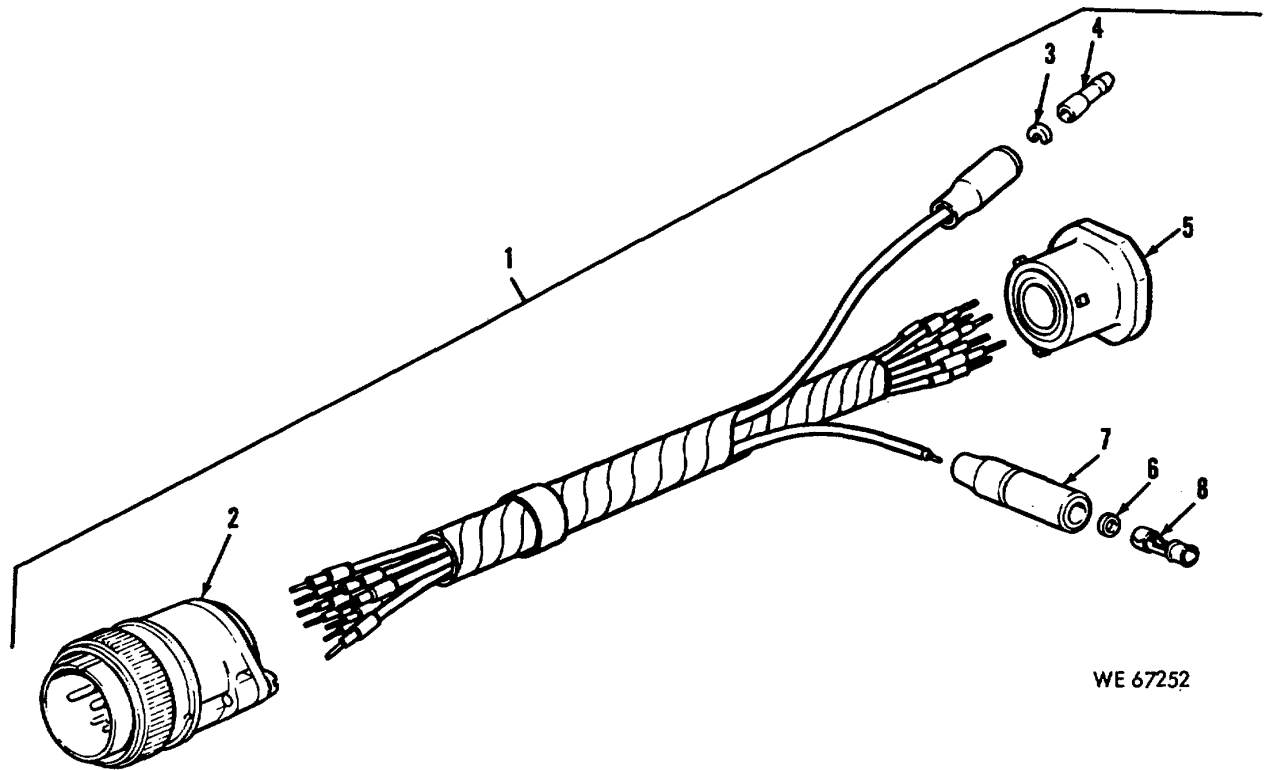
WE 67250

Figure 7. Wiring harness, control box to cupola.



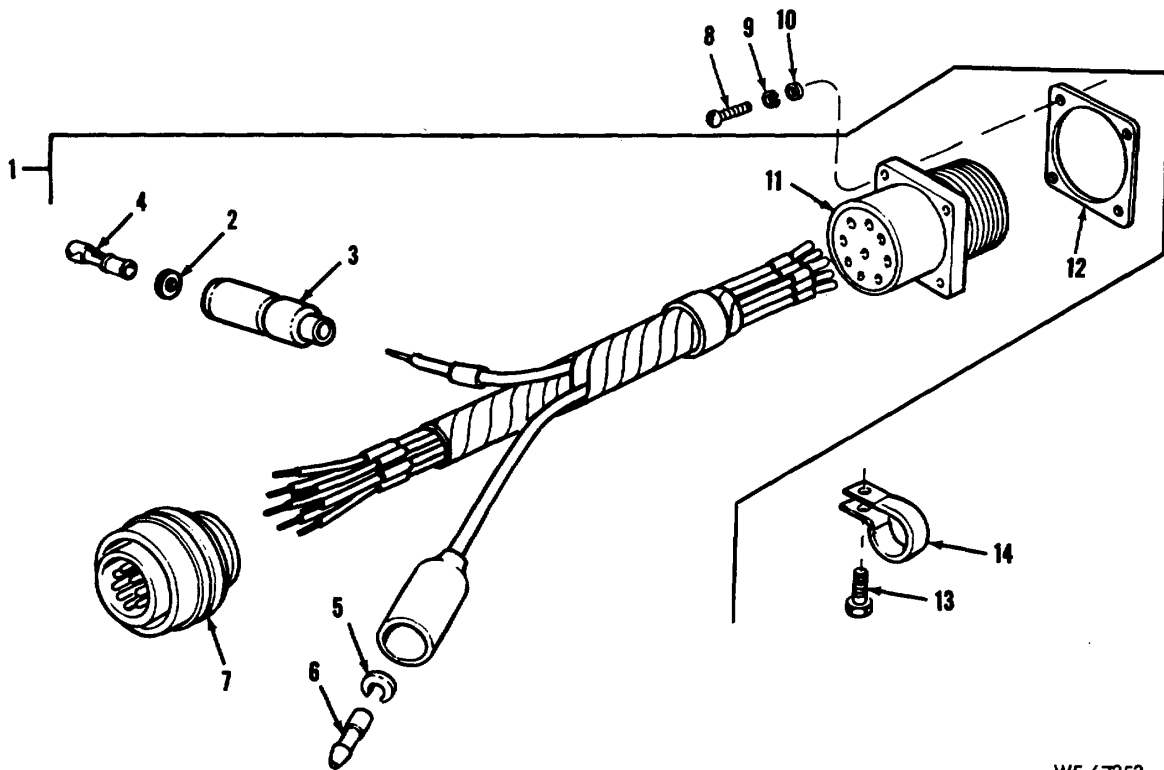
WE 67251

Figure 8. Wiring harness, fire control box to pump and motor.



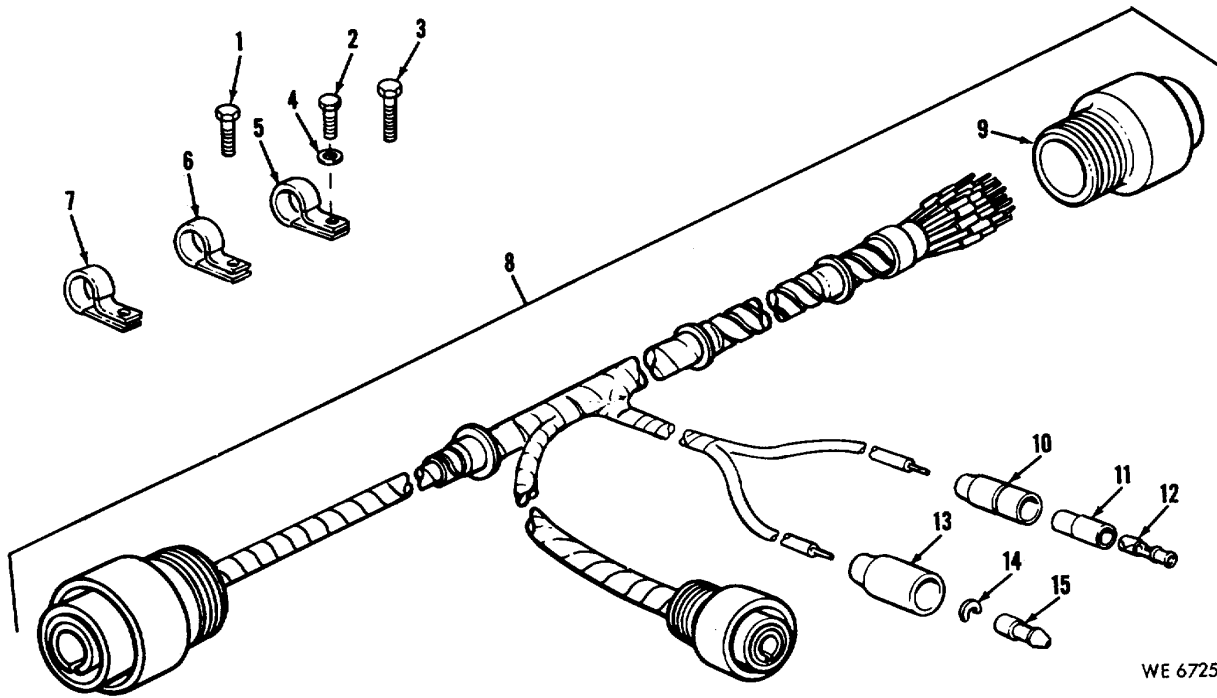
WE 67252

Figure 9. Wiring harness, fire control box.



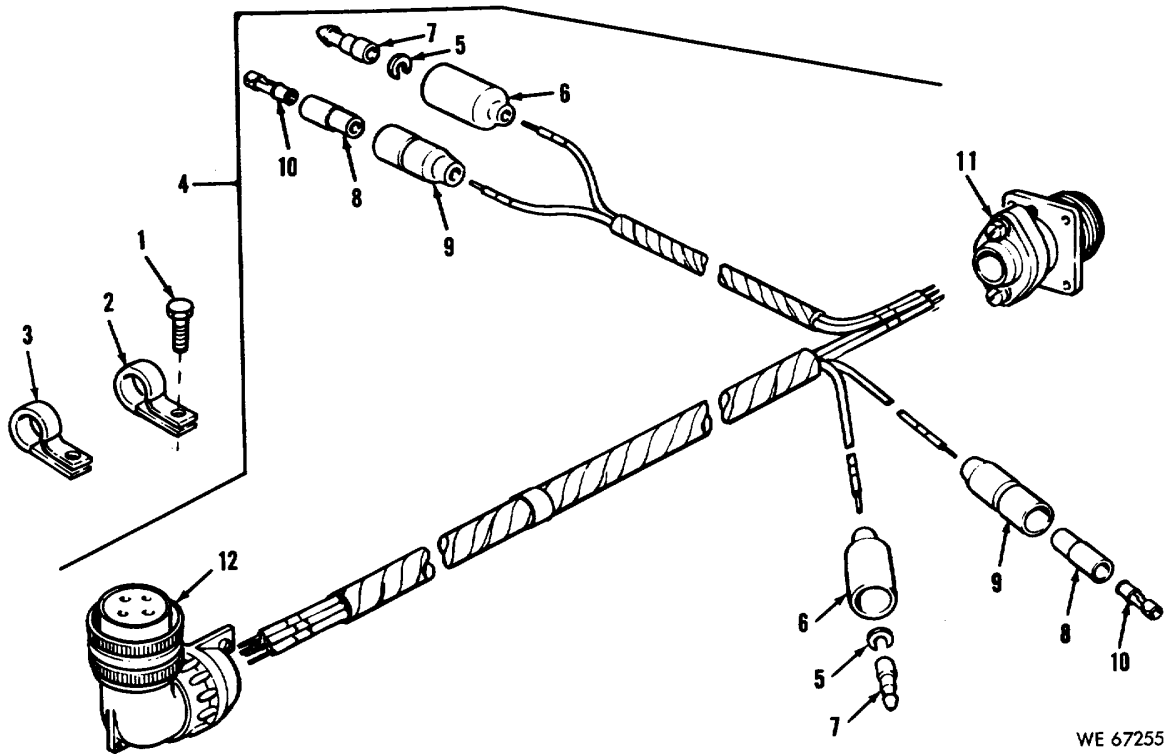
WE 67253

Figure 10. Wiring harness, firing circuit.



WE 67254

Figure 11. Wiring harness, cupola to cradle and gun charger.



WE 67255

Figure 12. Wiring harness, cupola to last round switch and solenoid.

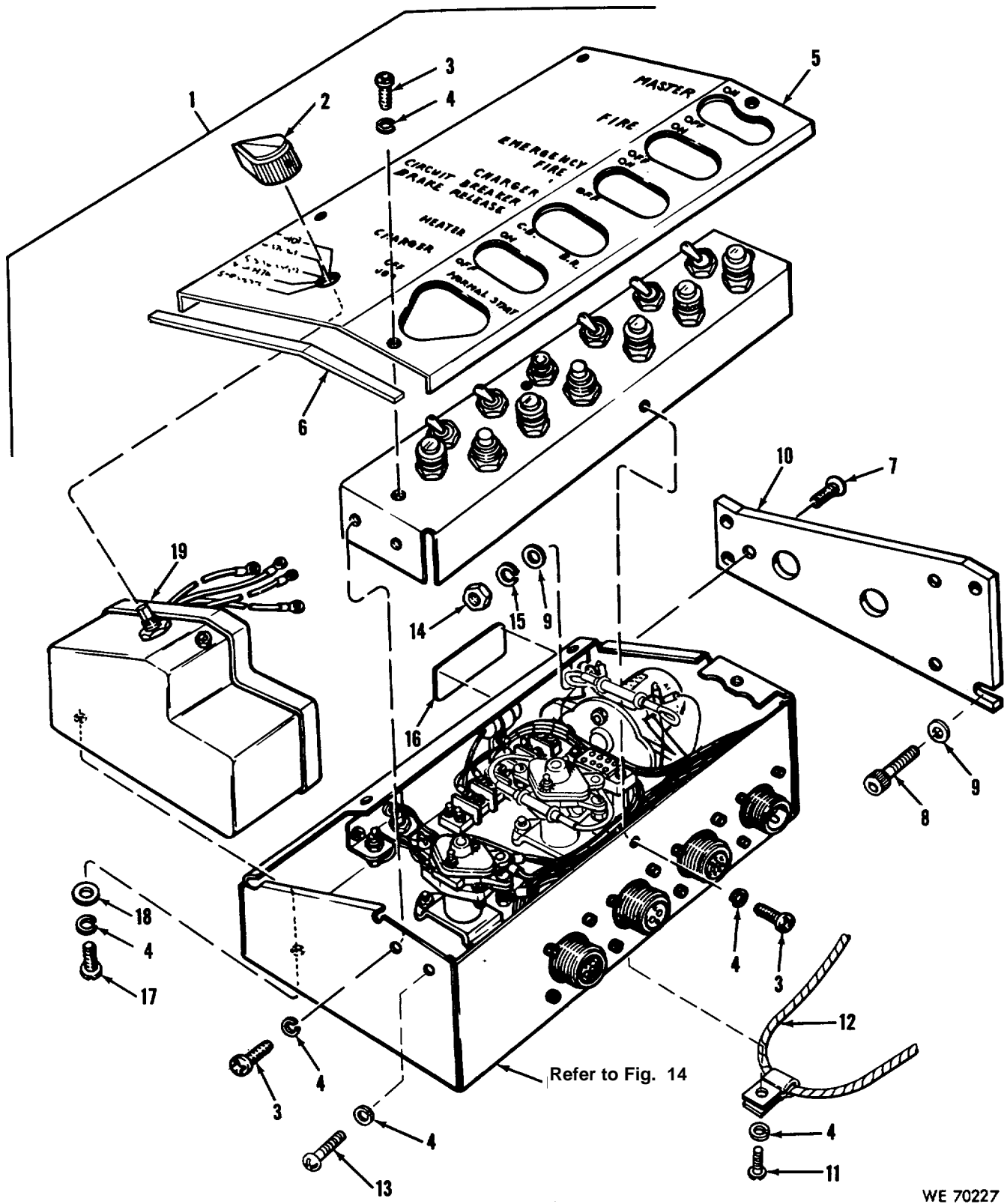
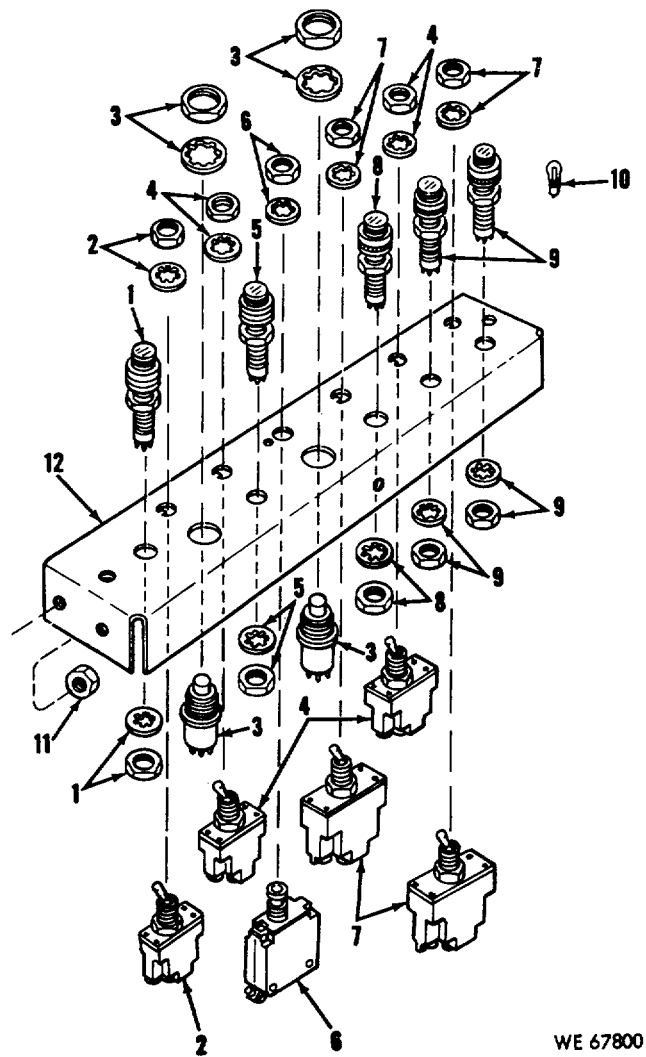
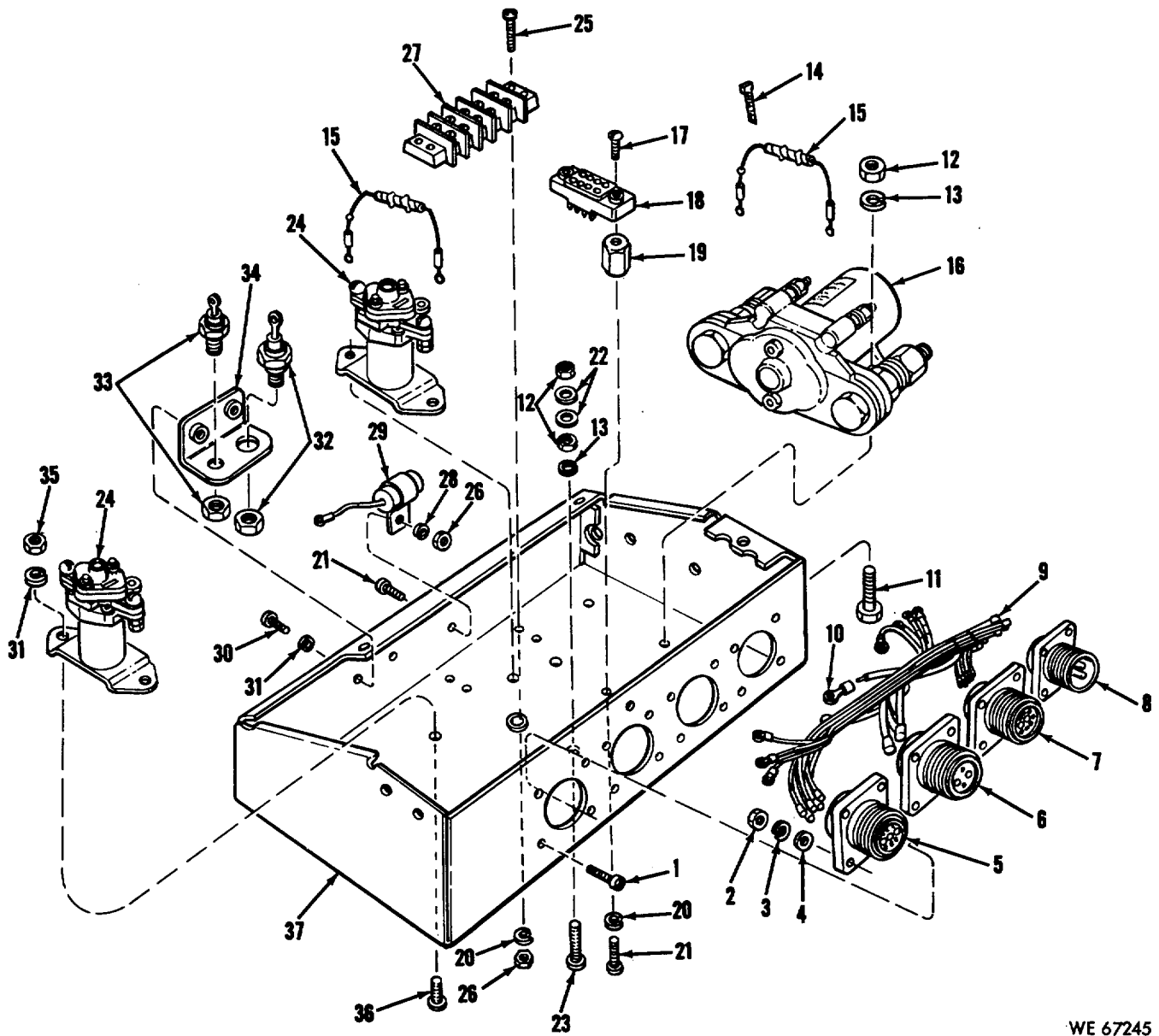


Figure 13. Electrical control box assembly (1 of 3).



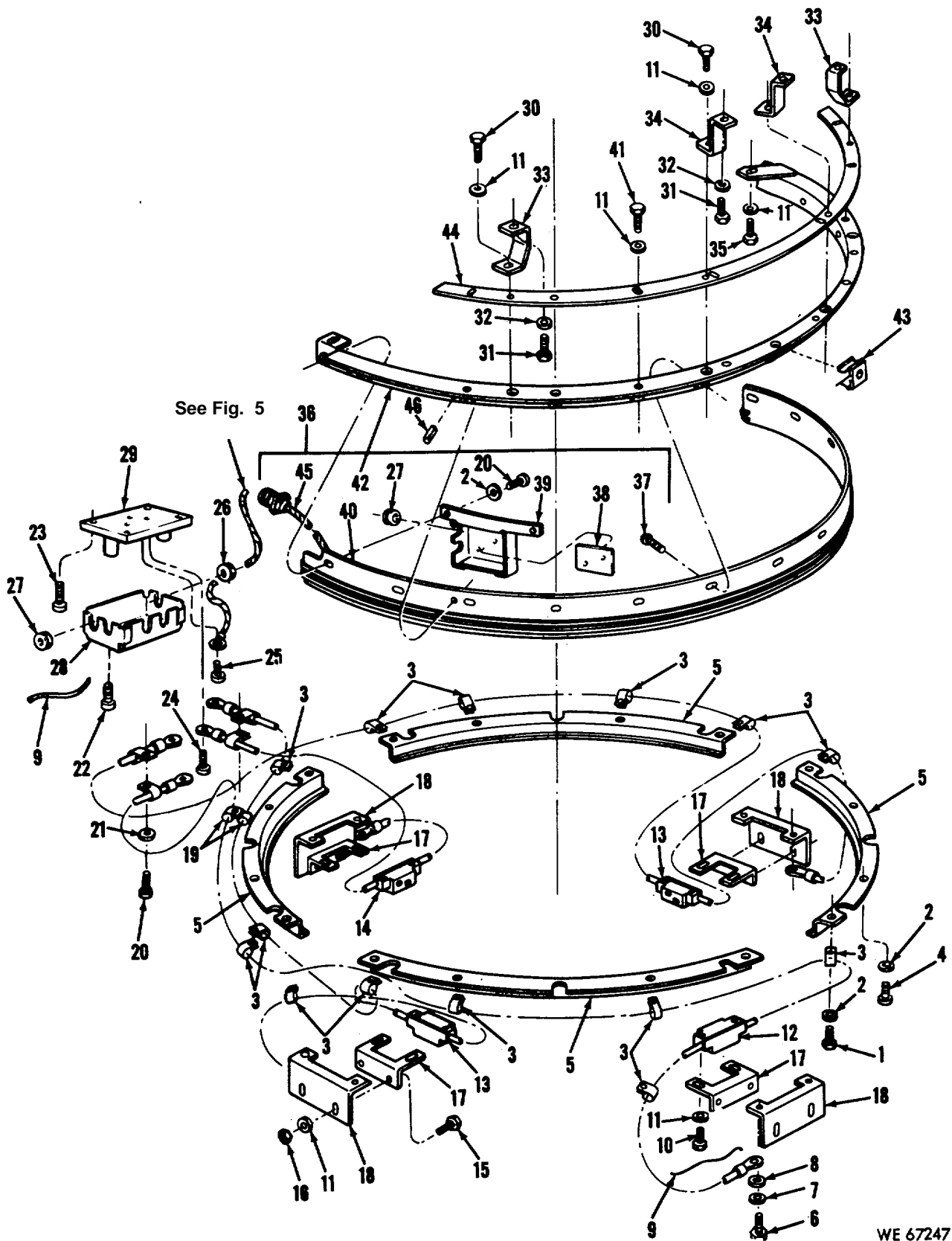
WE 67800

Figure 14. Electrical control box assembly (2 of 3).



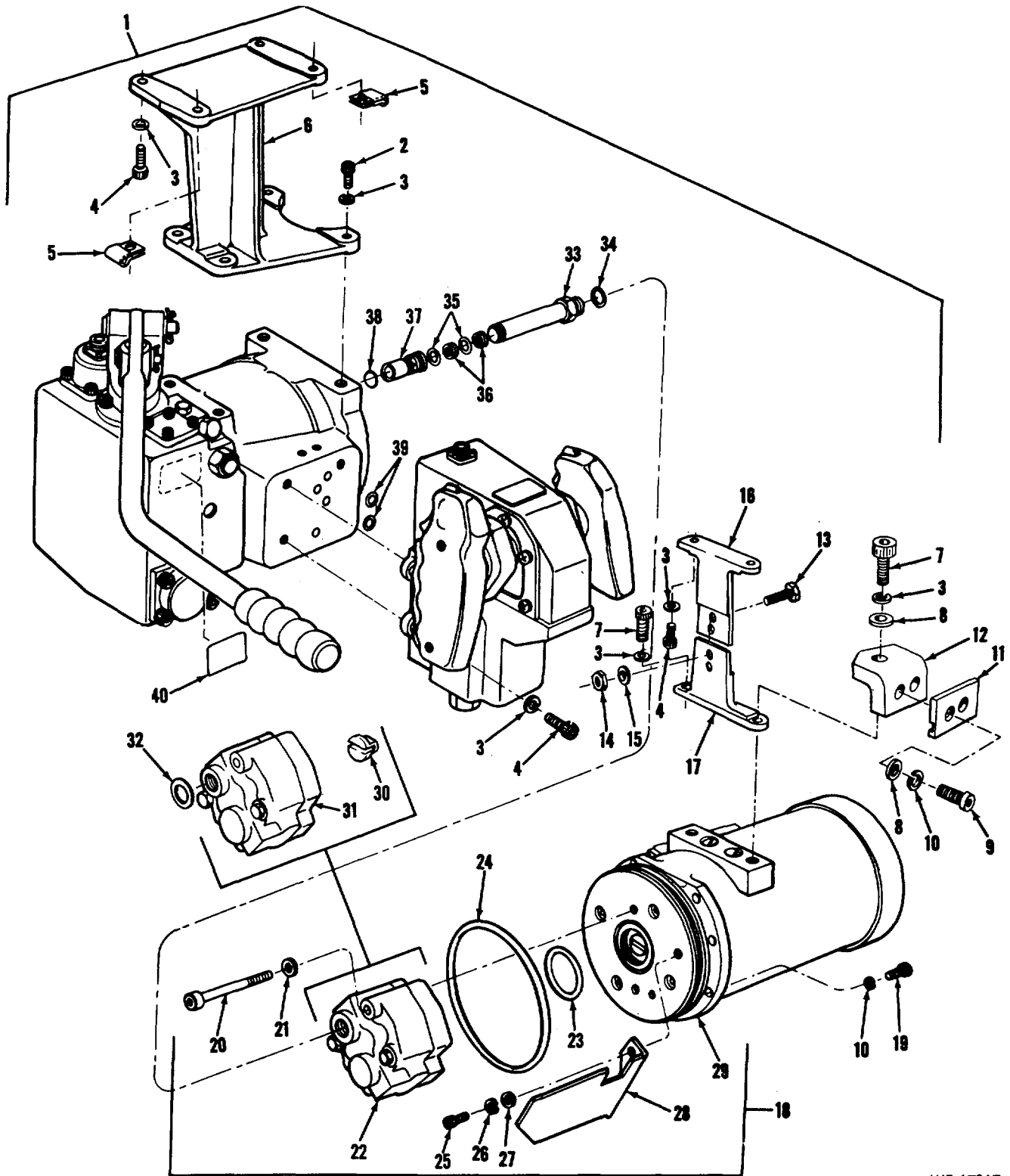
WE 67245

Figure 15. Electrical control box assembly (3 of 3).



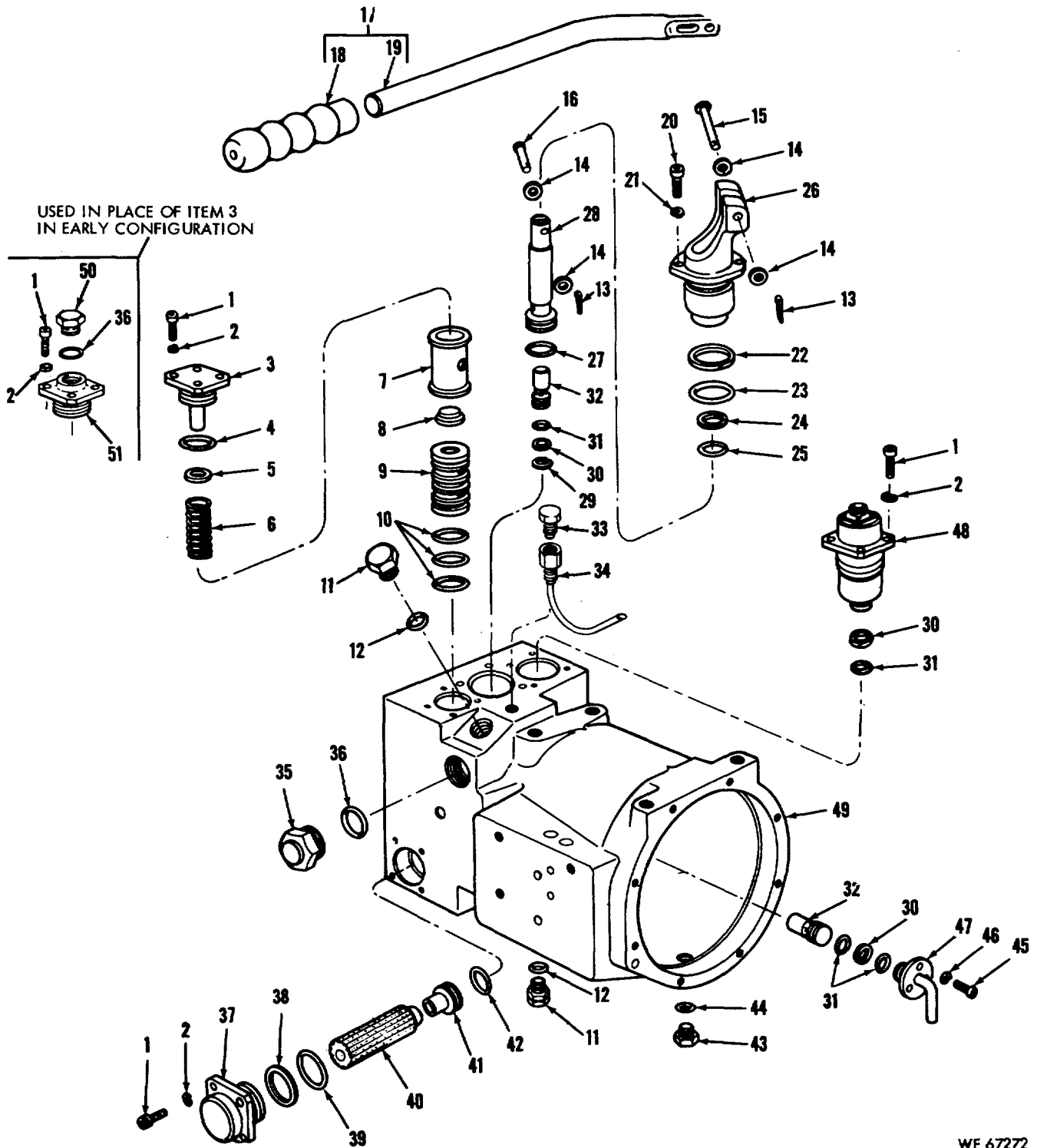
WE 67247

Figure 16. Electrical contact ring installation.



WE 67267

Figure 17. Power control assembly (1 of 2).



WE 67272

Figure 18. Power control assembly (2 of 2).

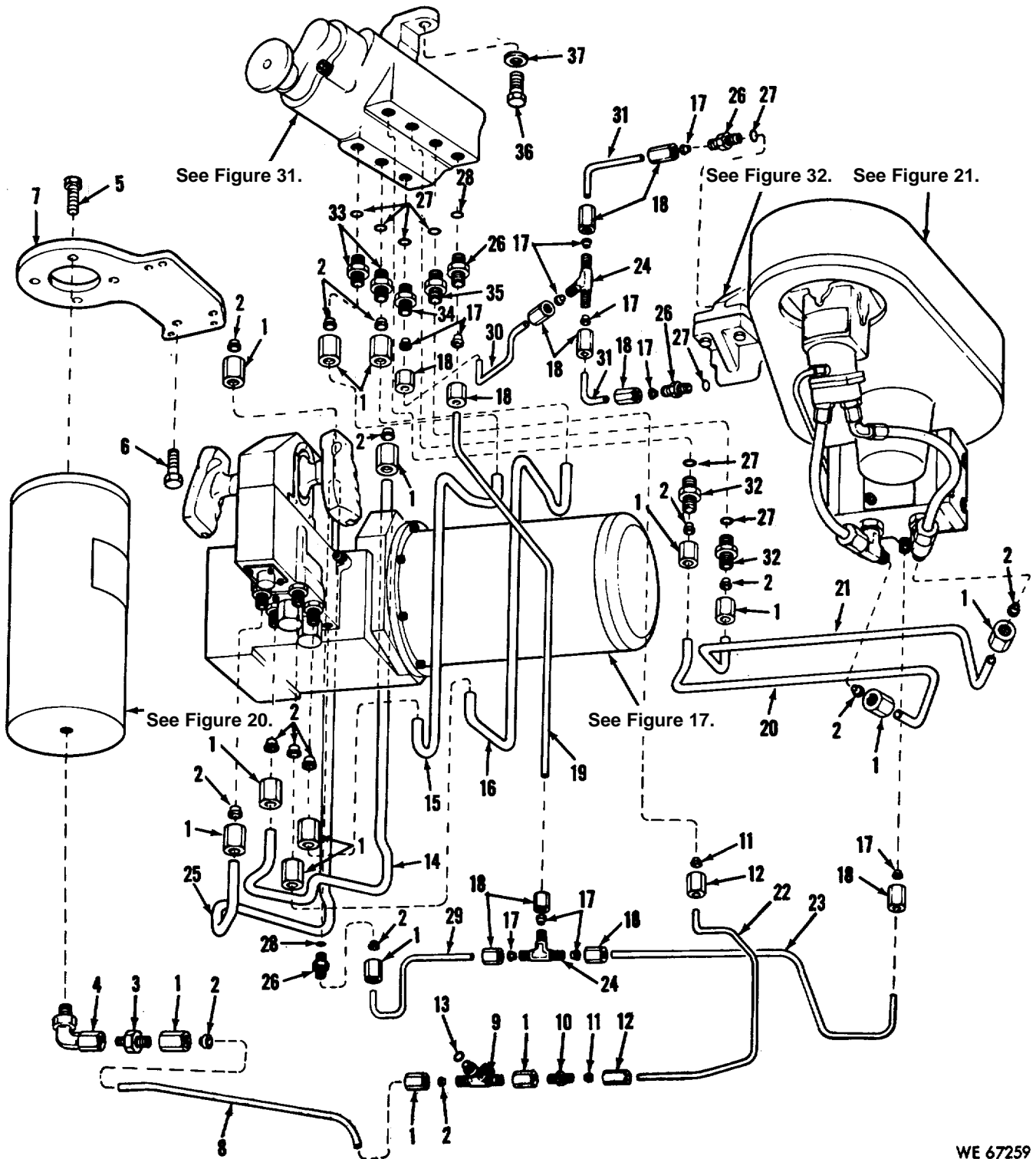
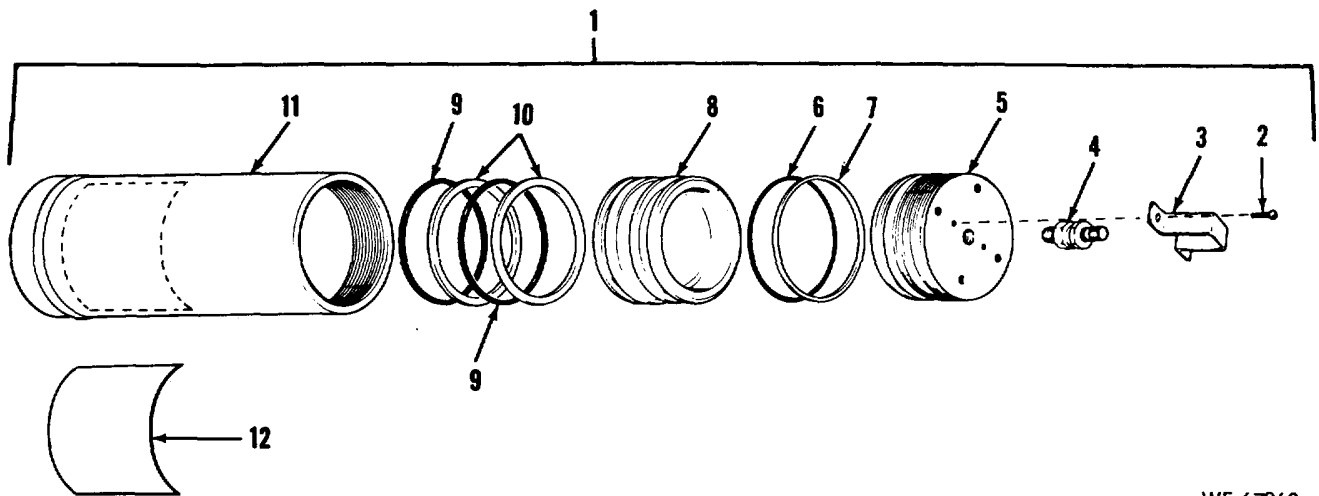


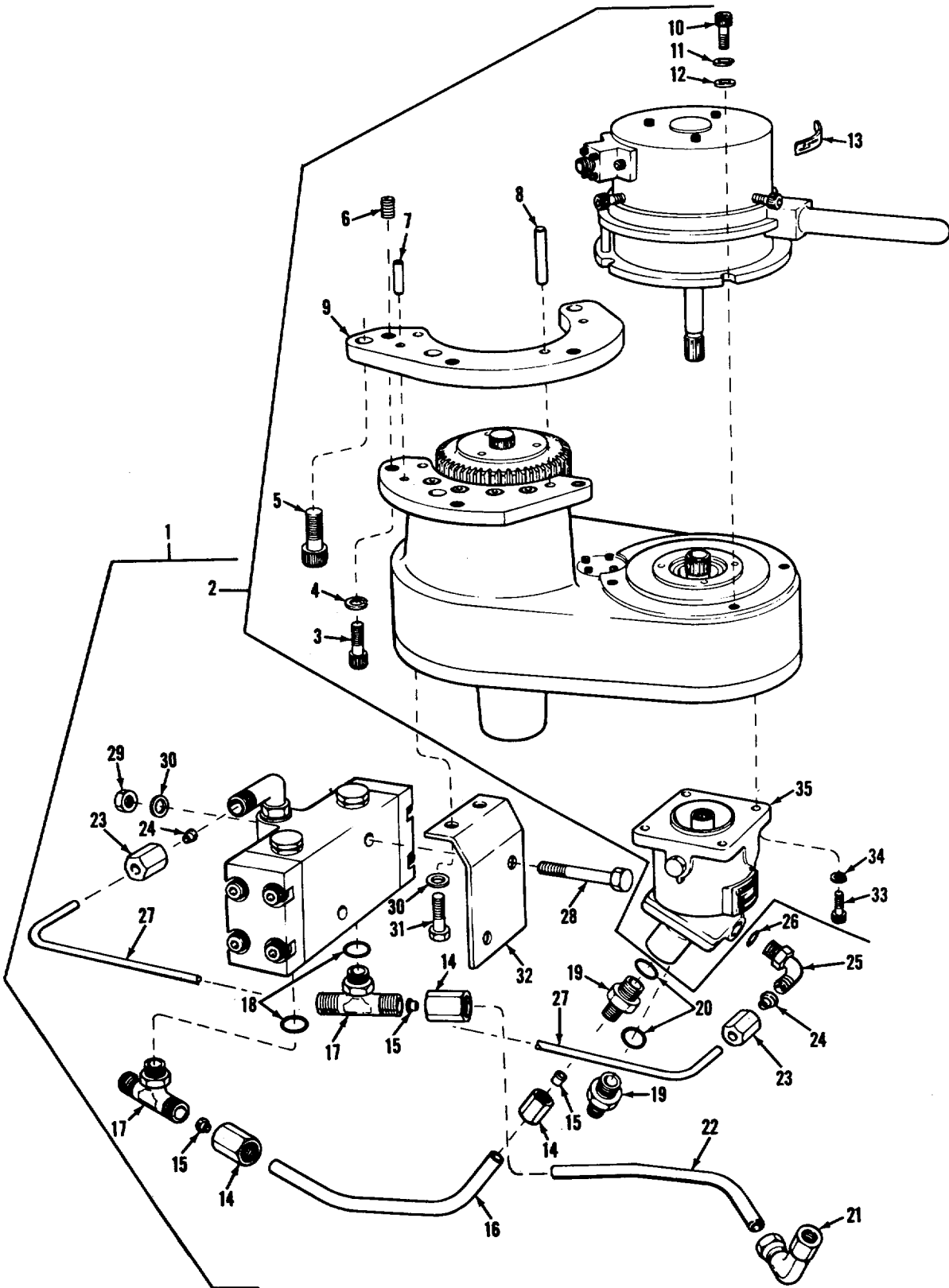
Figure 19. Hydraulic system tubes and fittings.

WE 67259



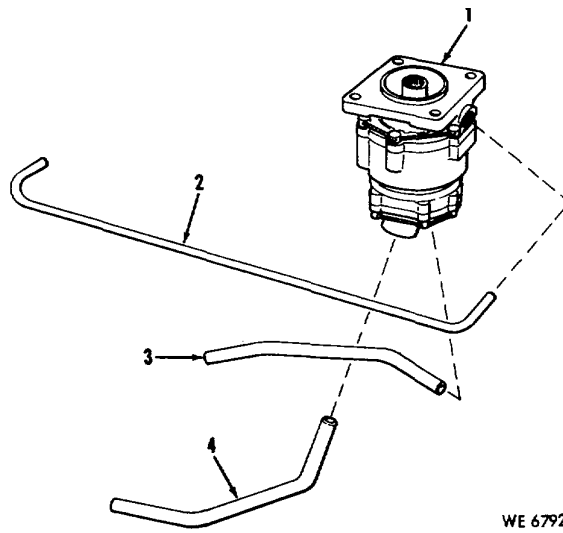
WE 67260

Figure 20. Hydraulic accumulator assembly.



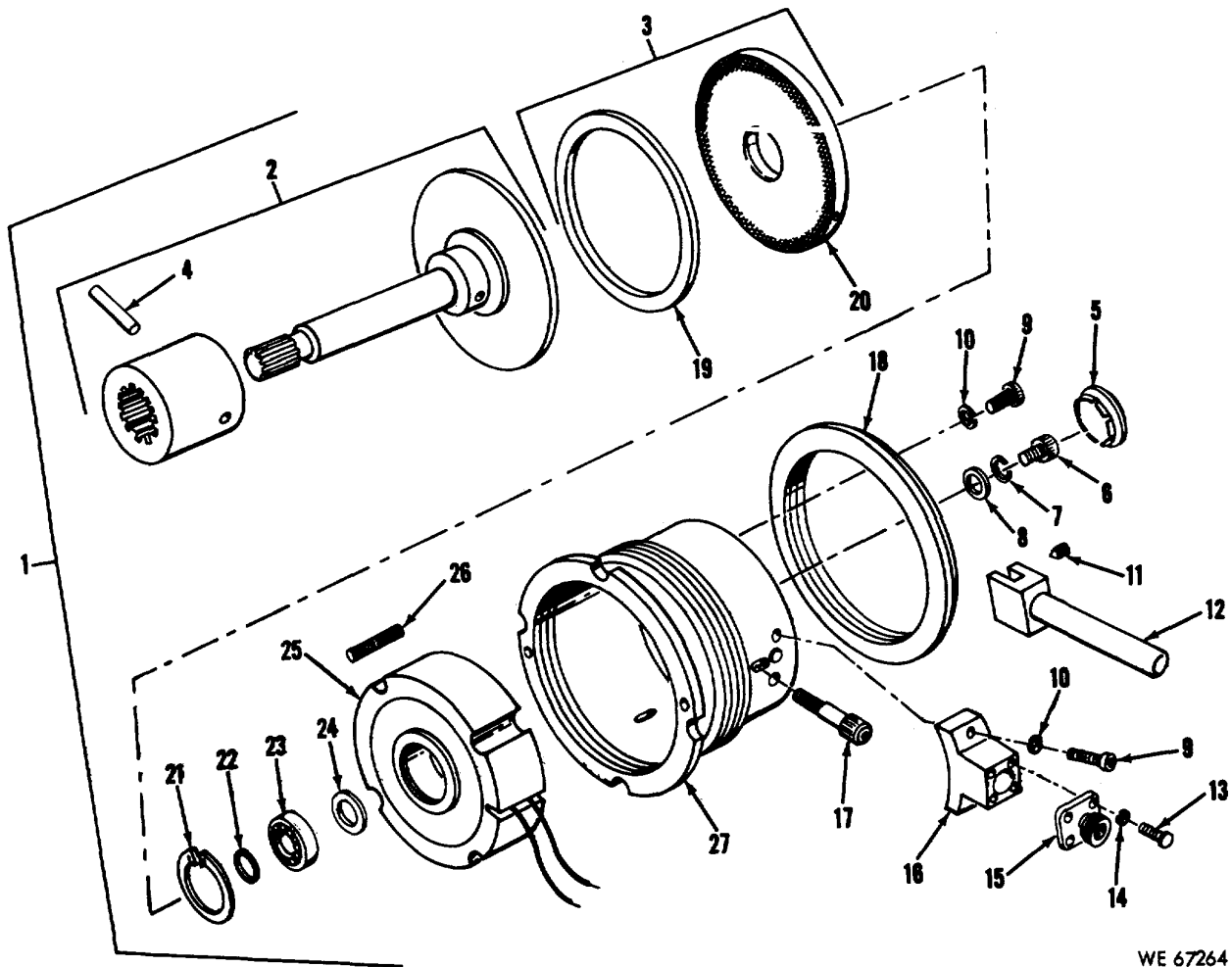
WE 67263

Figure 21. Traverse mechanism assembly with Kemp motor and tubing.



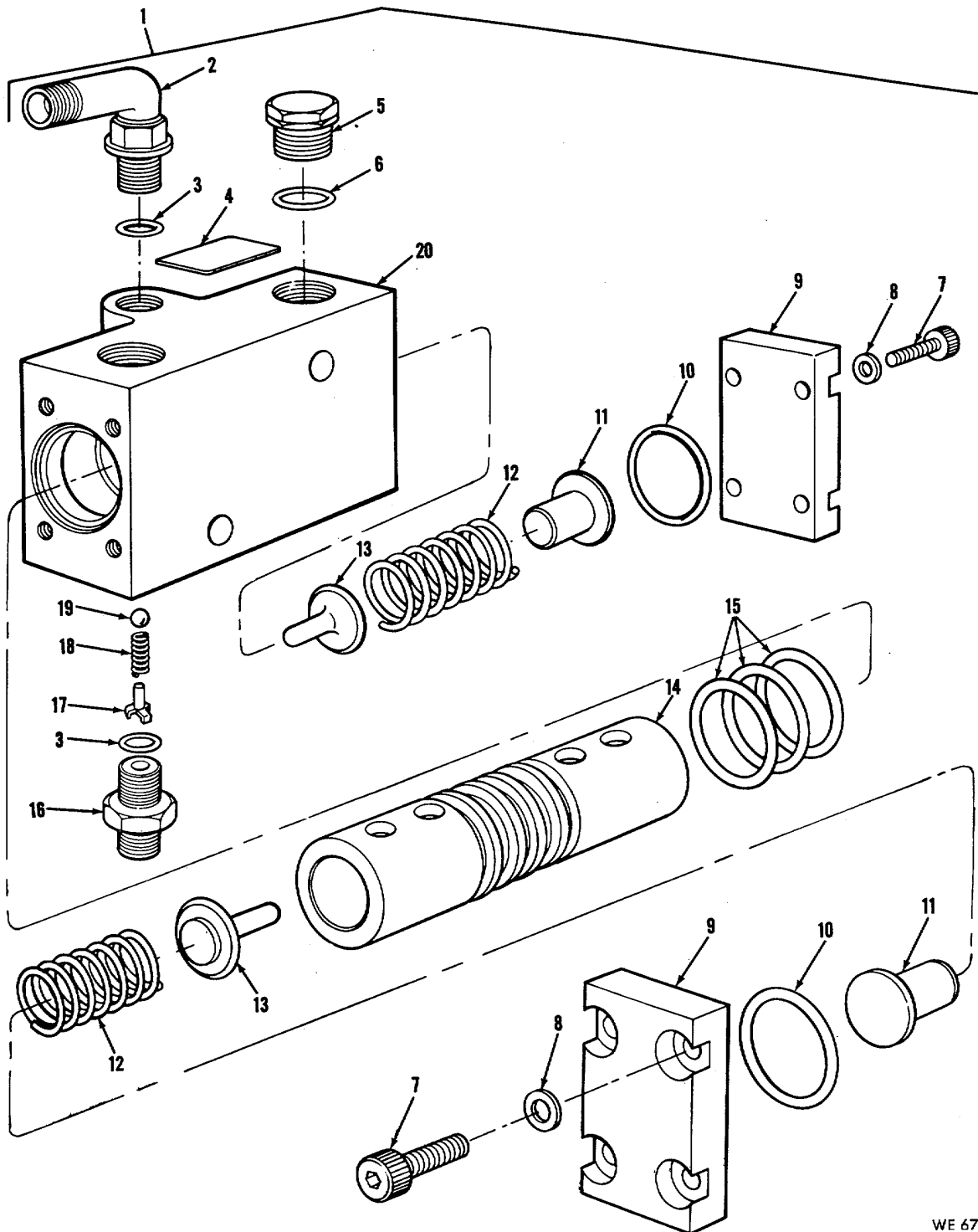
WE 67927

Figure 22. Traverse mechanism assembly and hydraulic motor (Kemp).



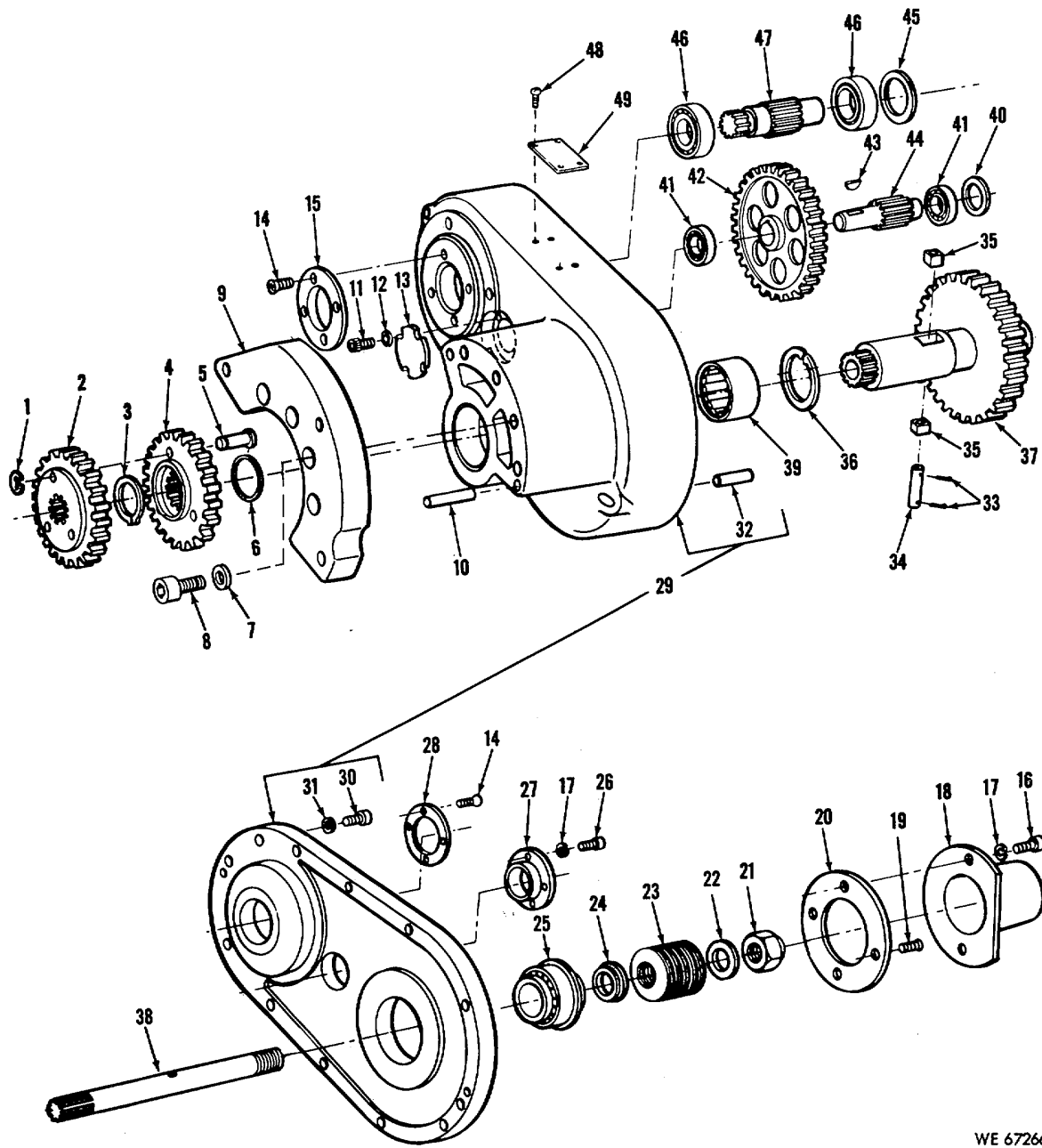
WE 67264

Figure 23. Brake assembly, traverse mechanism.



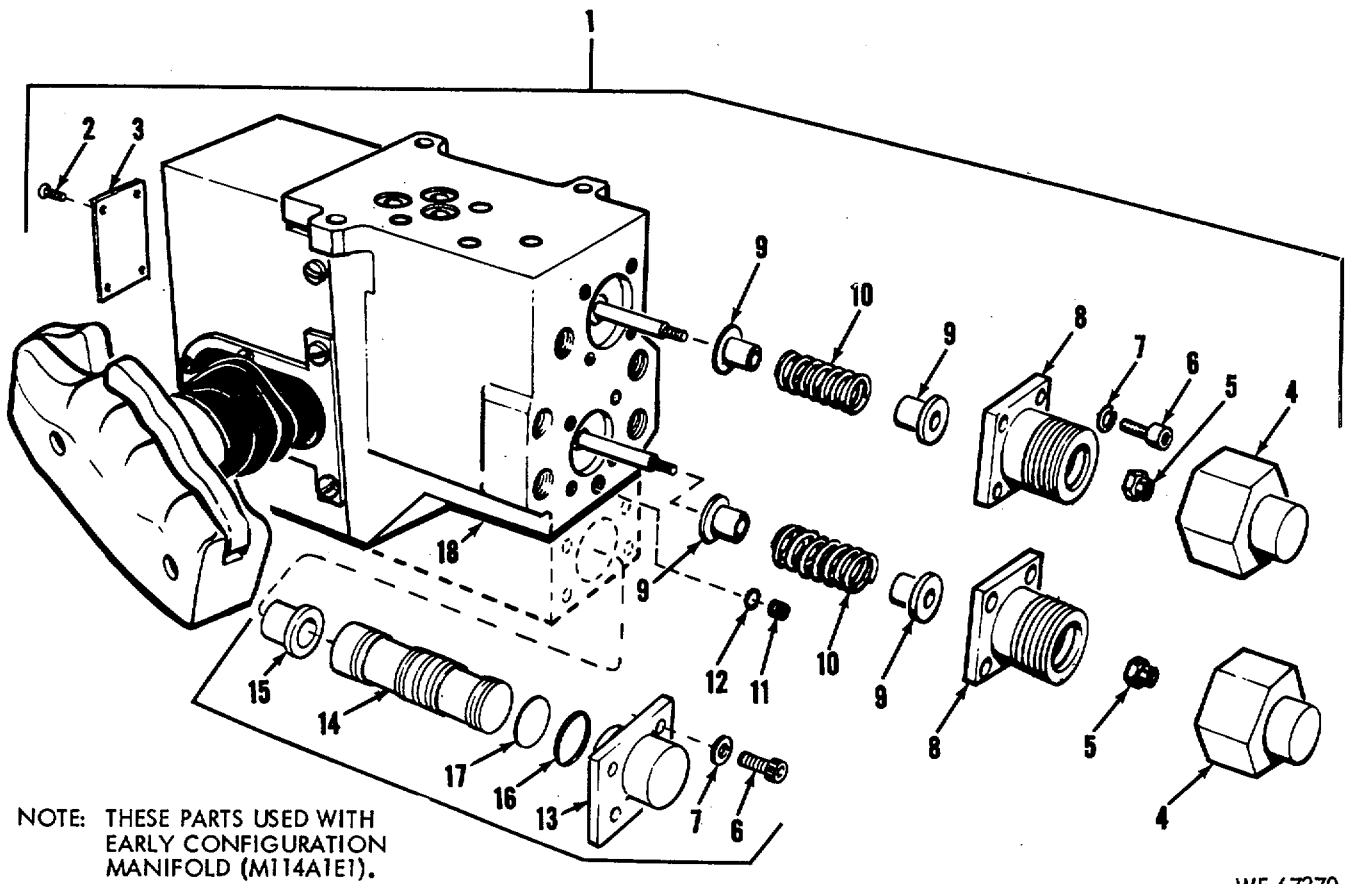
WE 67265

Figure 24. Traverse mechanism safety relief valve assembly.



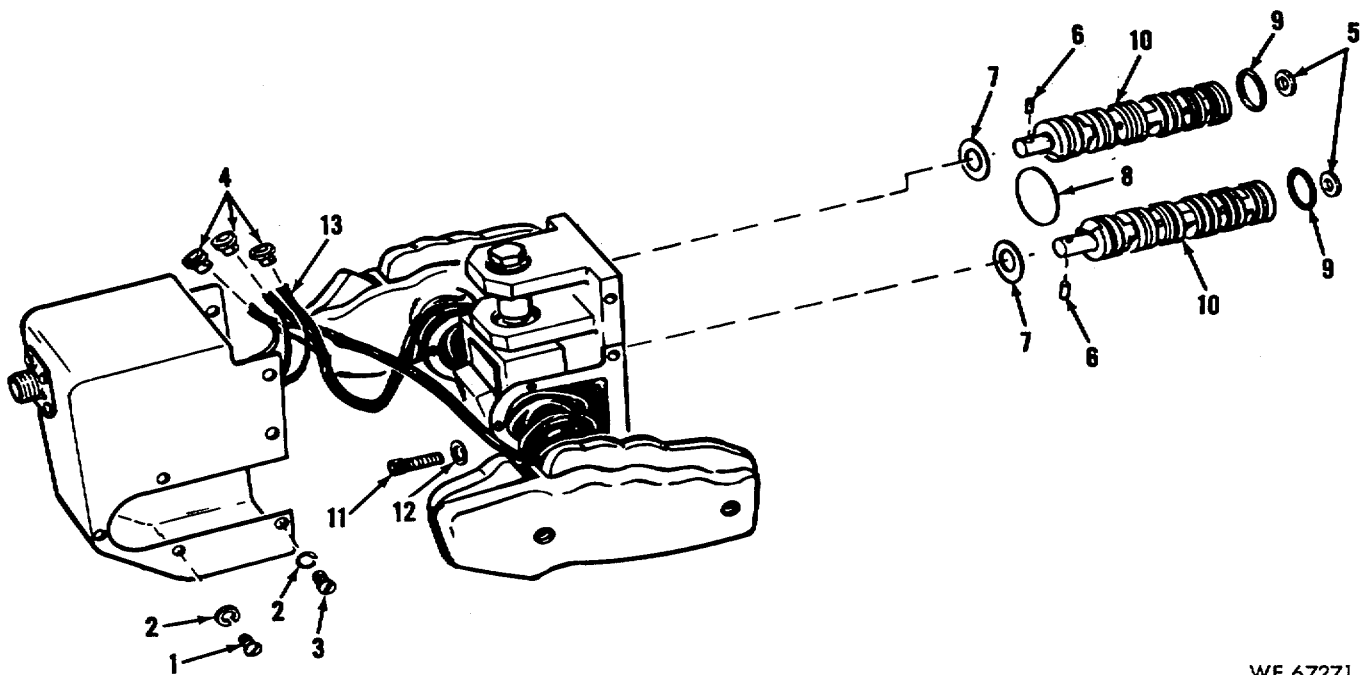
WE 67266

Figure 25. Traverse mechanism gear group.



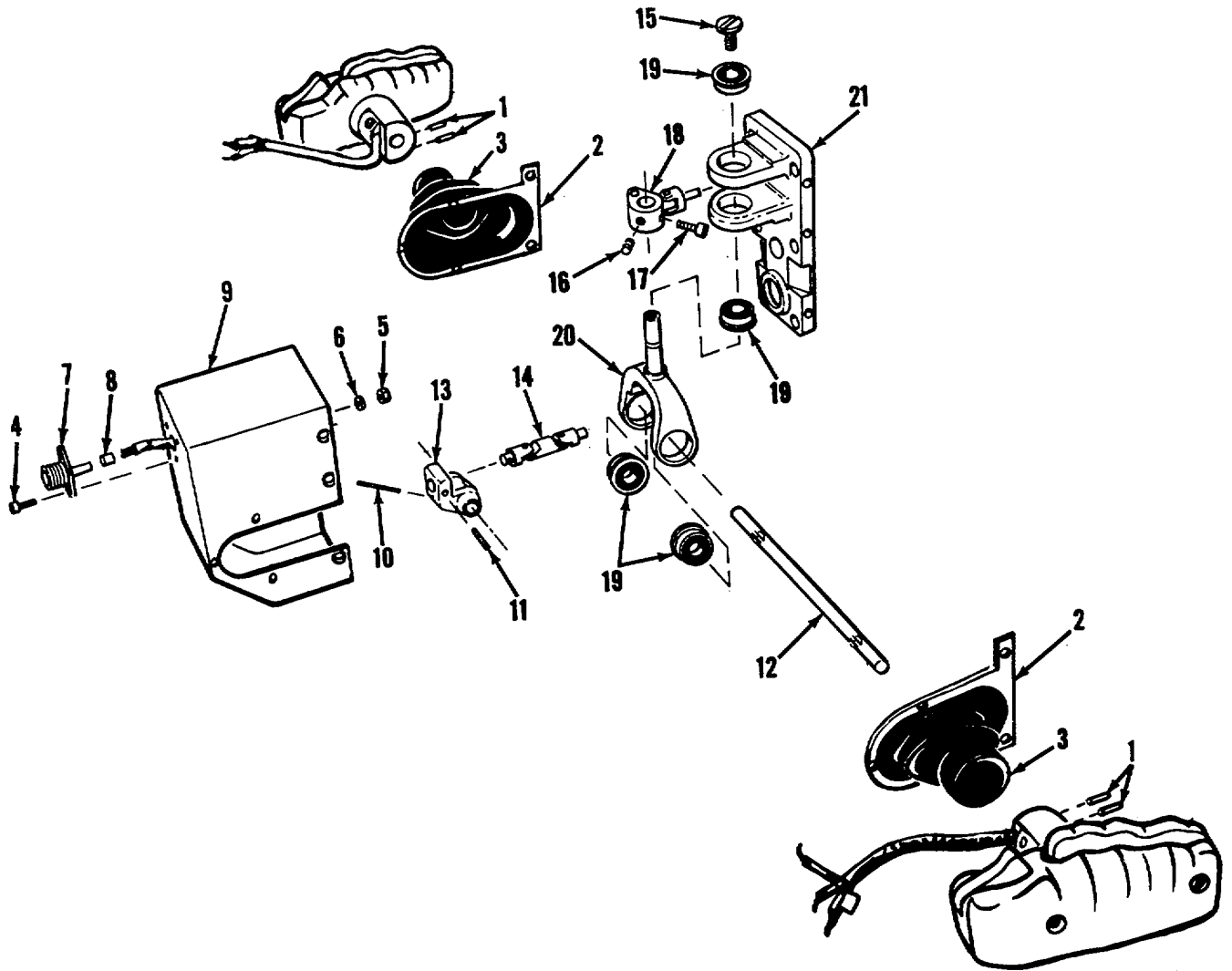
WE 67270

Figure 26. Control handle assembly (1 of 4)



WE 67271

Figure 27. Control handle assembly (2 of 4).



WE 70274

XM27 ONLY

Figure 28. Control handle assembly (3 of 4).

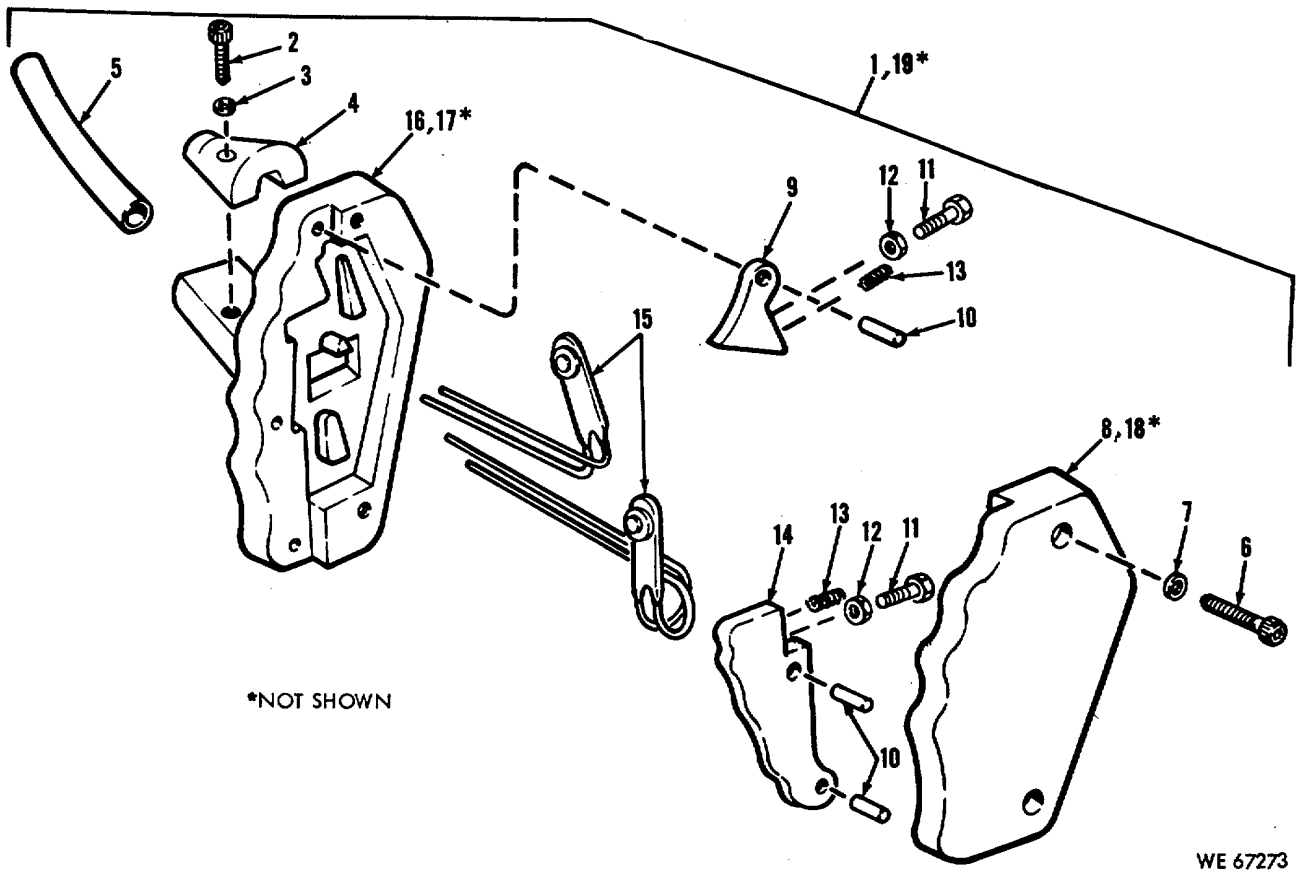


Figure 29. Control handle assembly (4 of 4)

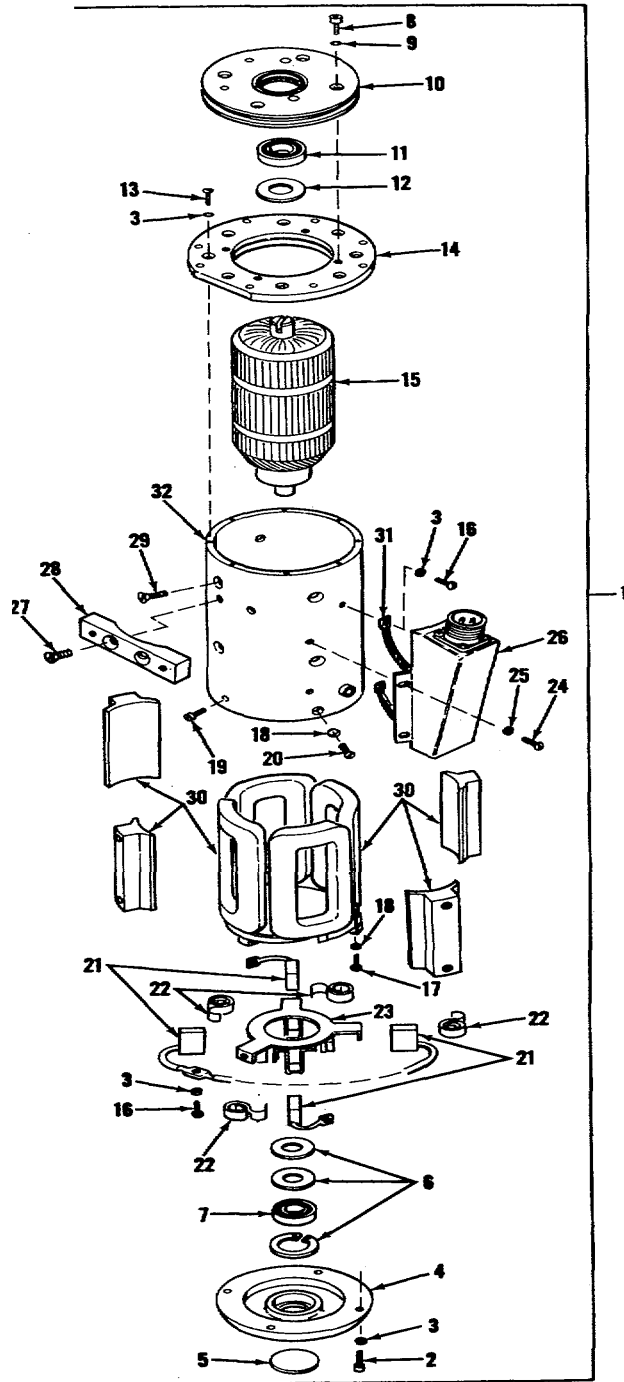
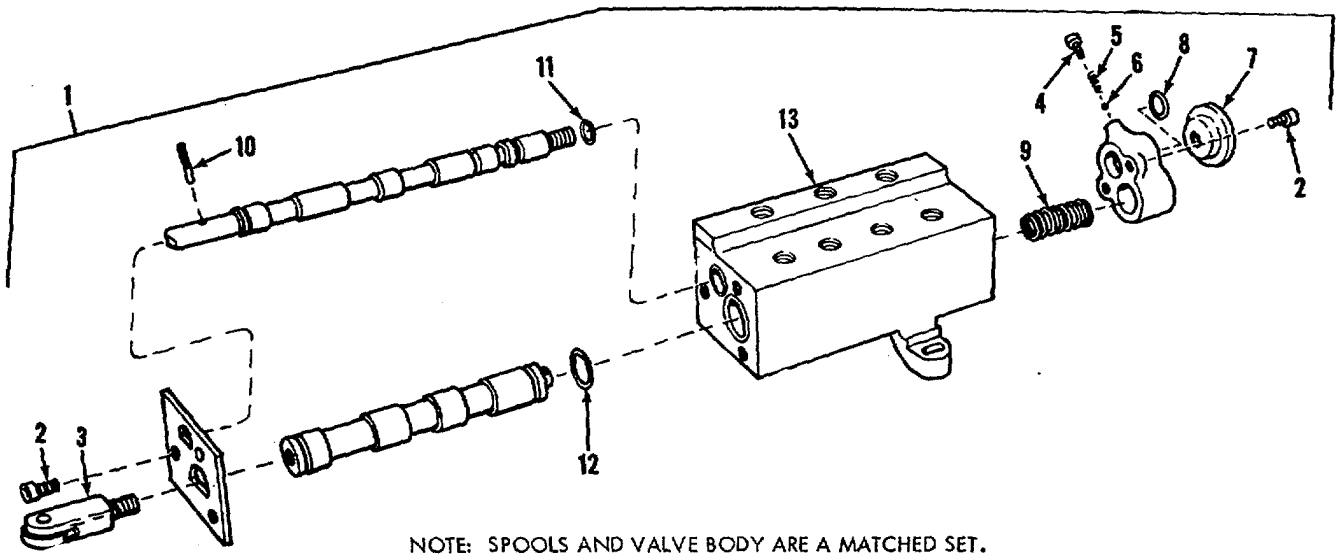


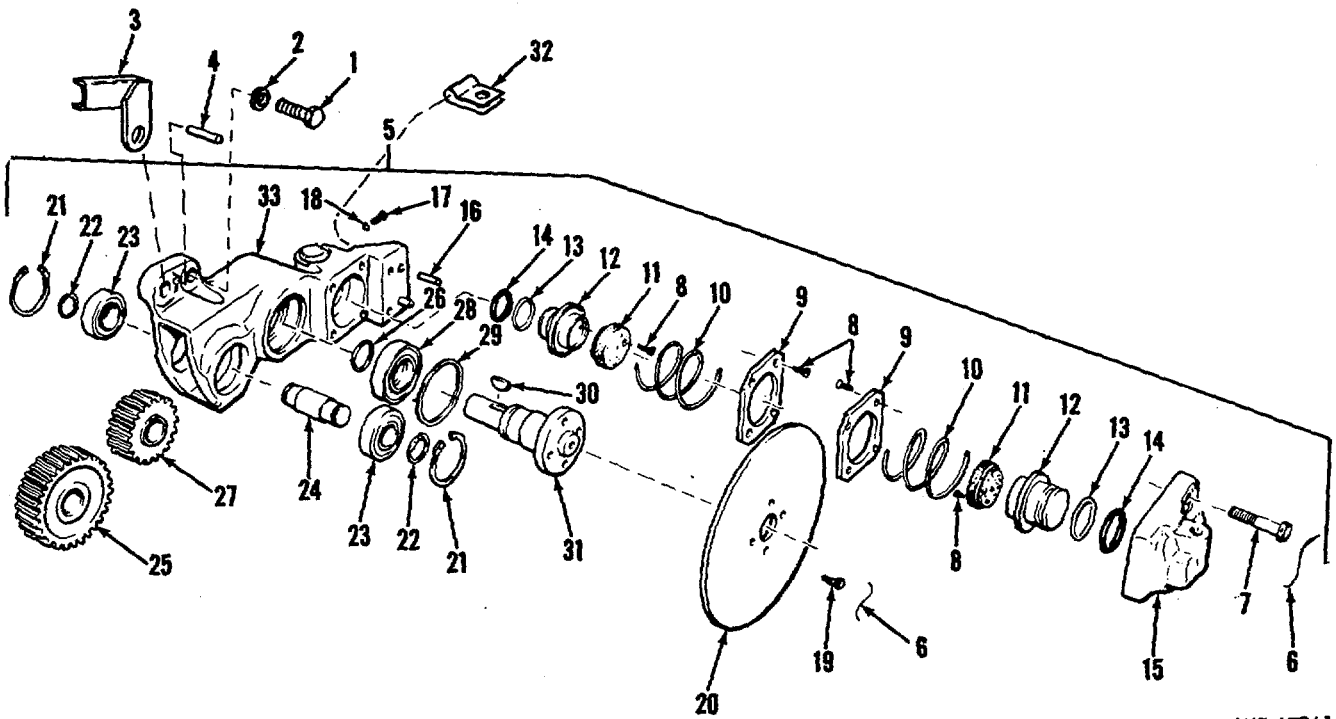
Figure 30. Electric motor assembly-12 volt-direct current.



NOTE: SPOOLS AND VALVE BODY ARE A MATCHED SET.

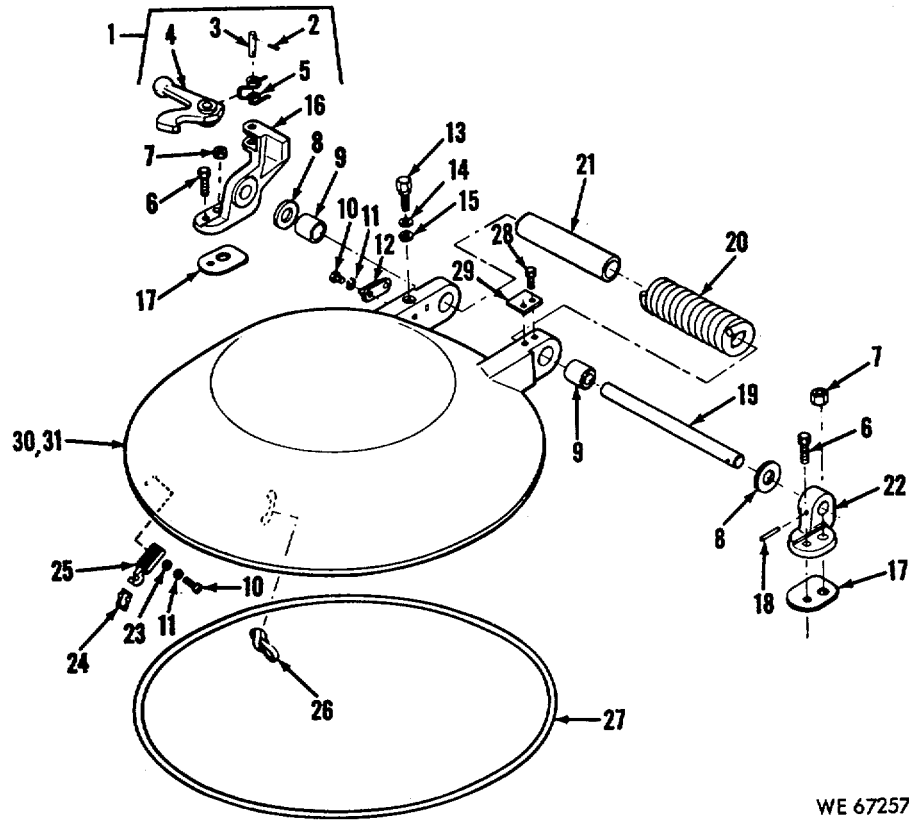
WE 67262

Figure 31. Interrupter valve assembly.



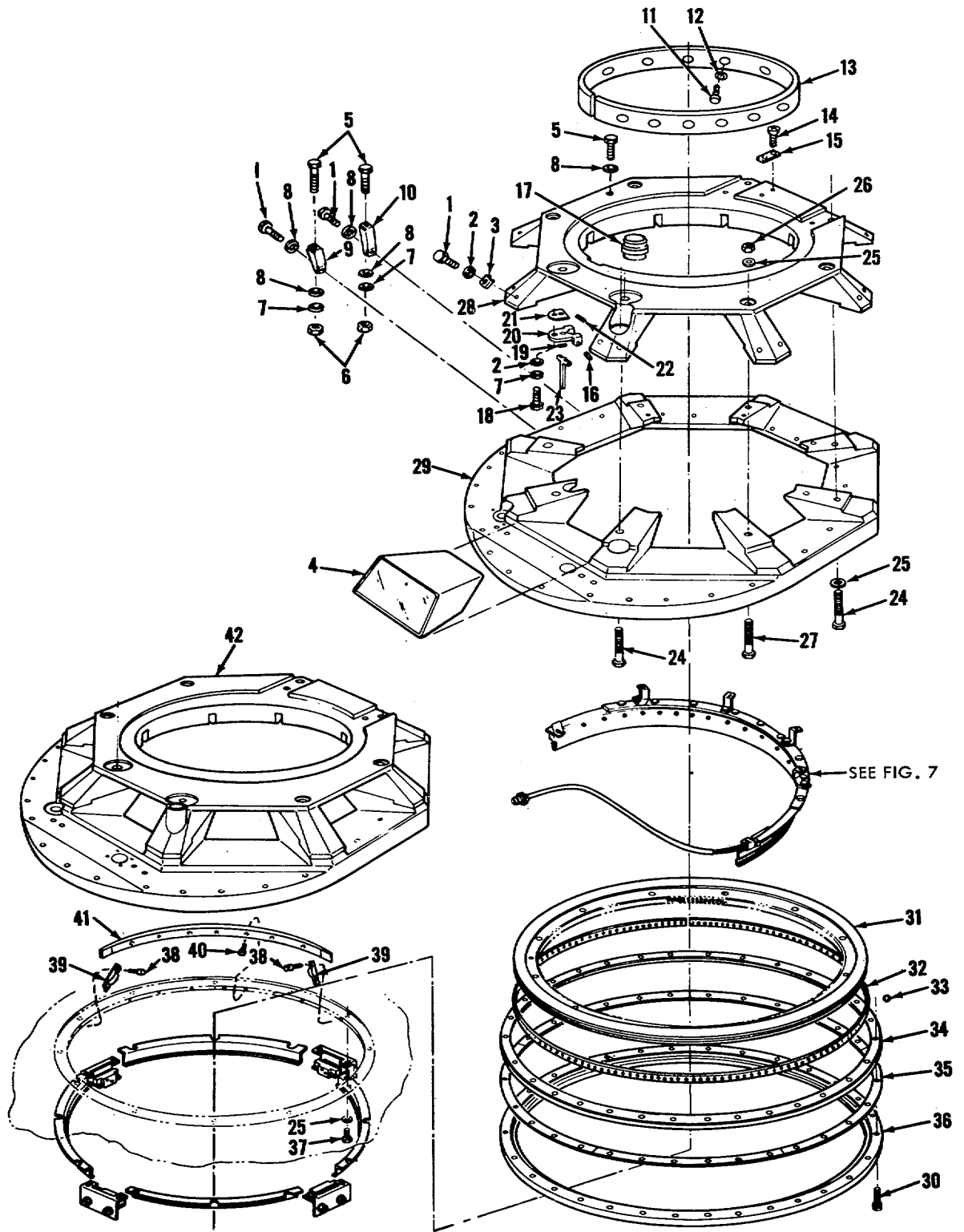
WE 67261

Figure 32. Interrupter brake housing assembly.
217



WE 67257

Figure 33. Hatch cover and related parts.



WE 67258

Figure 34. Vision blocks, supports, interrupter cans and race ring bearings.

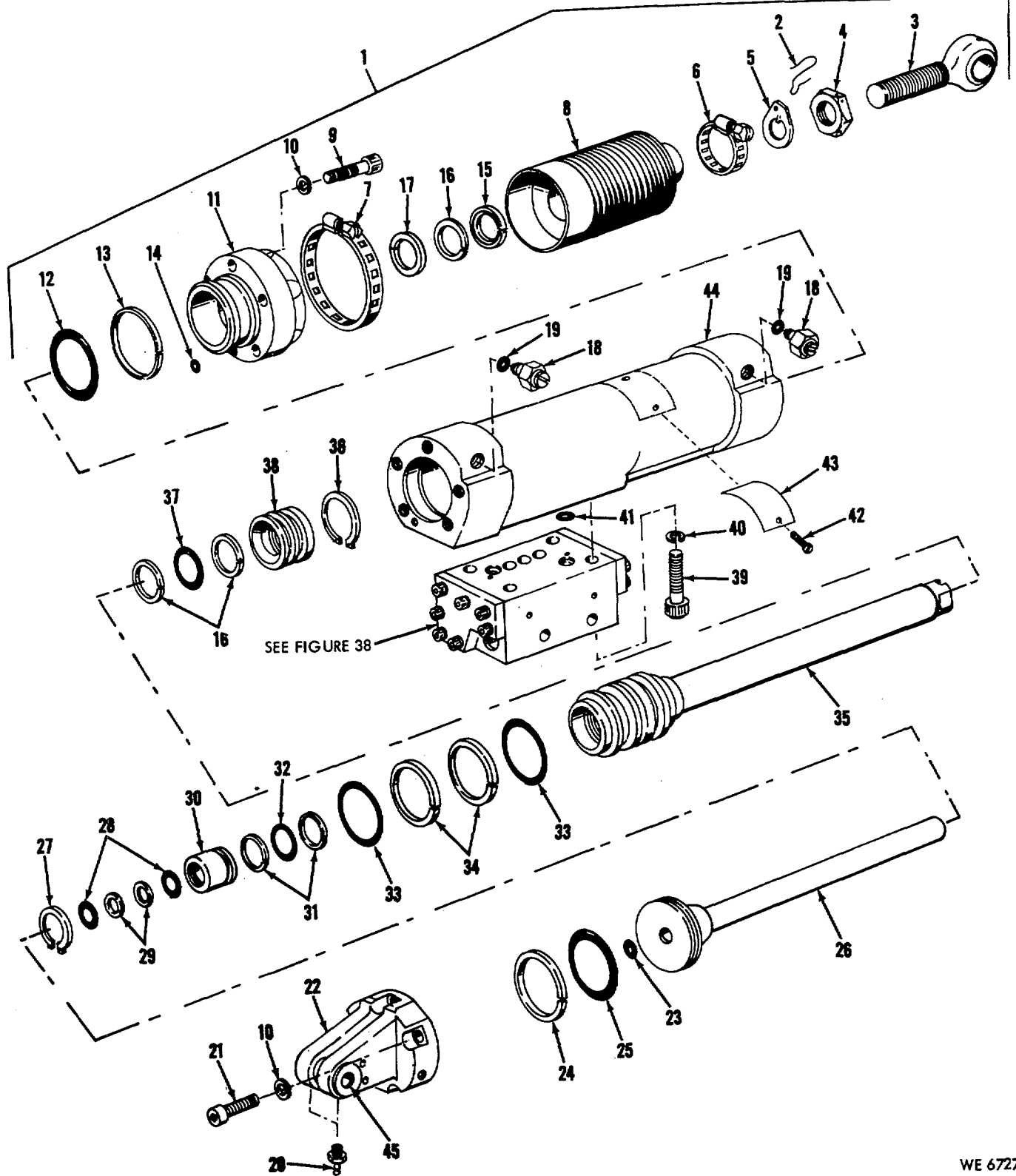
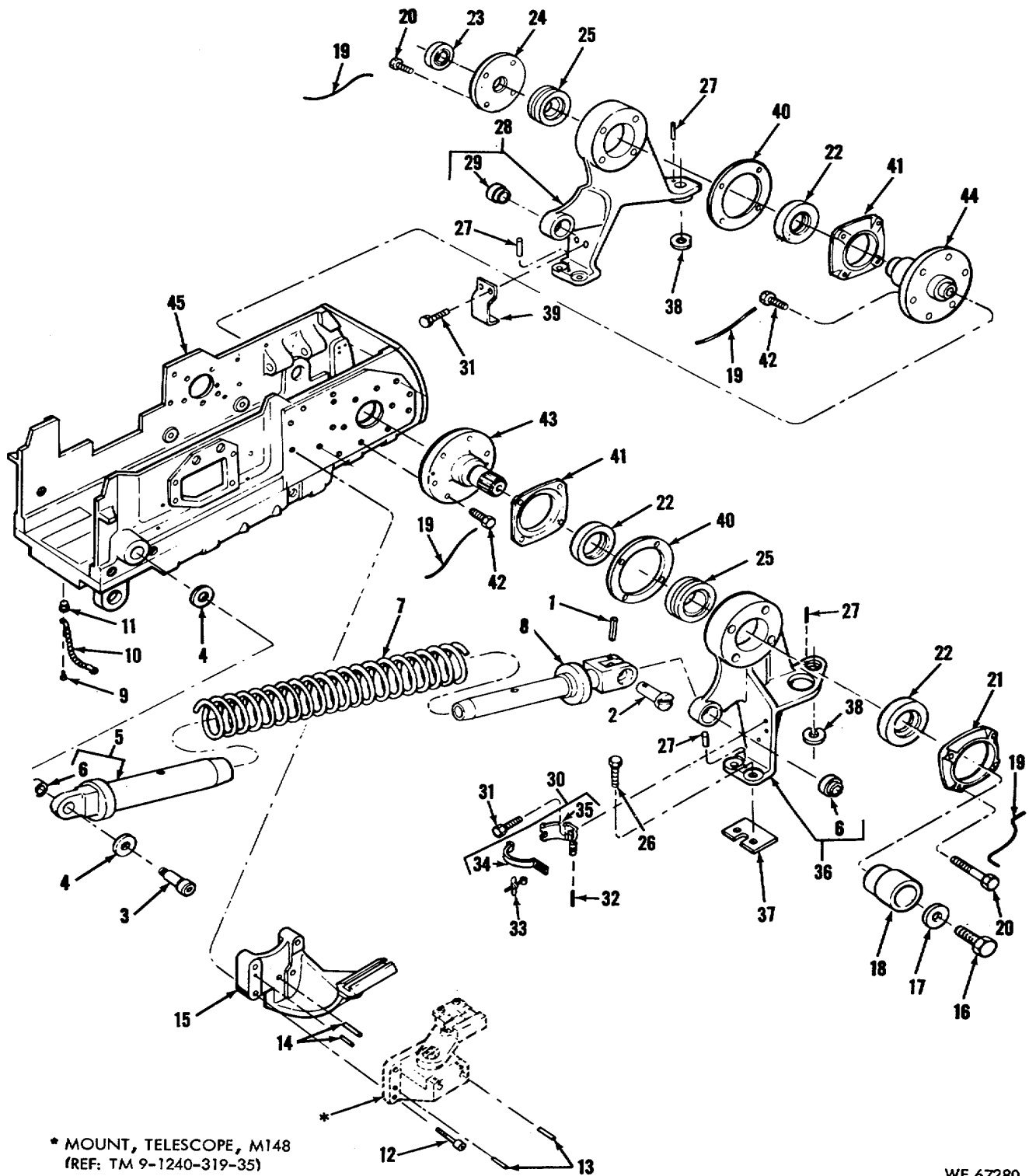


Figure 35. Elevating mechanism assembly.

WE 67275



* MOUNT, TELESCOPE, M148
(REF: TM 9-1240-319-35)

WE 67280

Figure 36. Gun cradle supports, trunnions and equilibrator parts

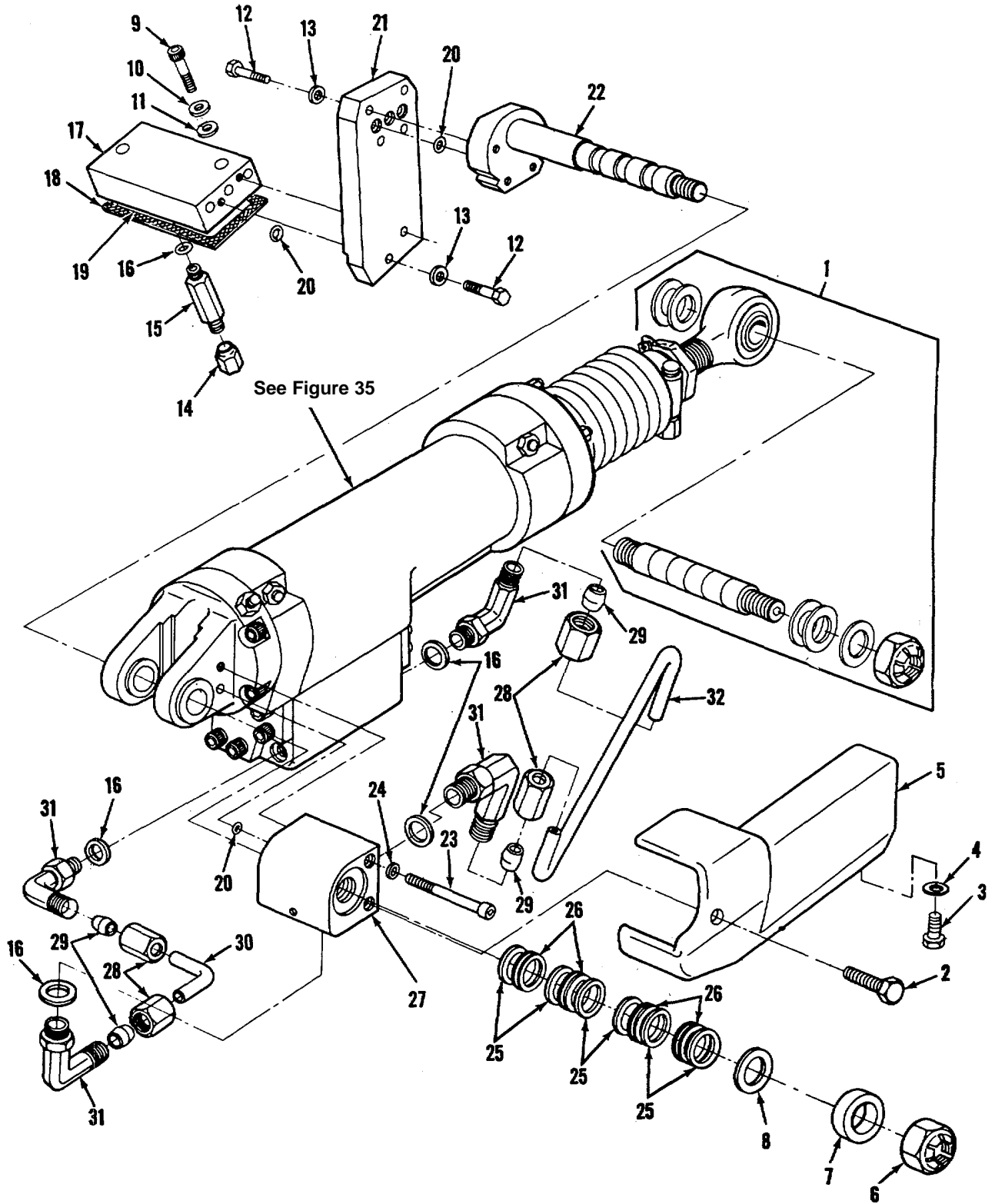
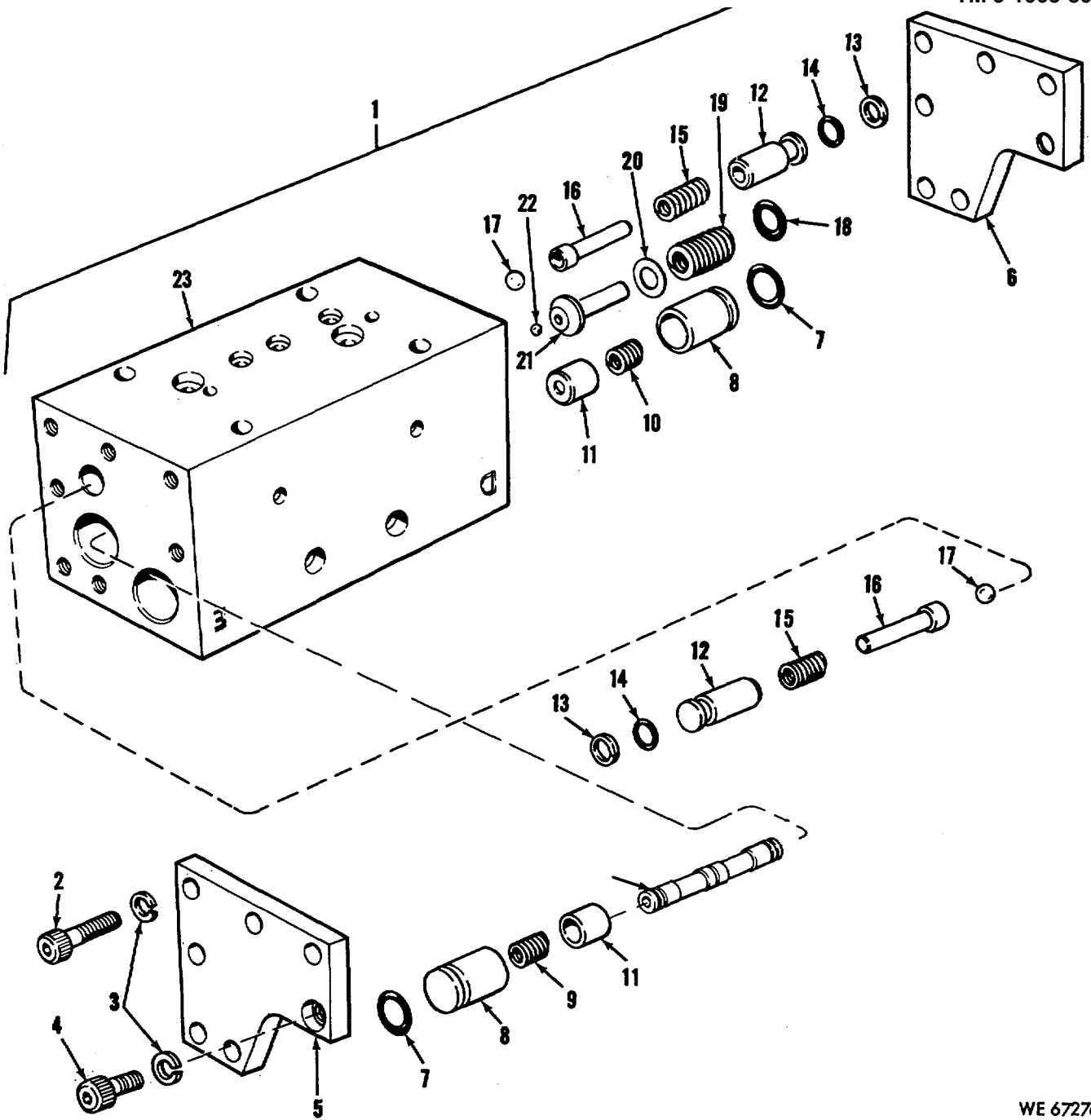


Figure 37. Slip ring assembly, cradle and elevating mechanism.



WE 67276

Figure 38. Lock and relief valve assembly, elevating mechanism.

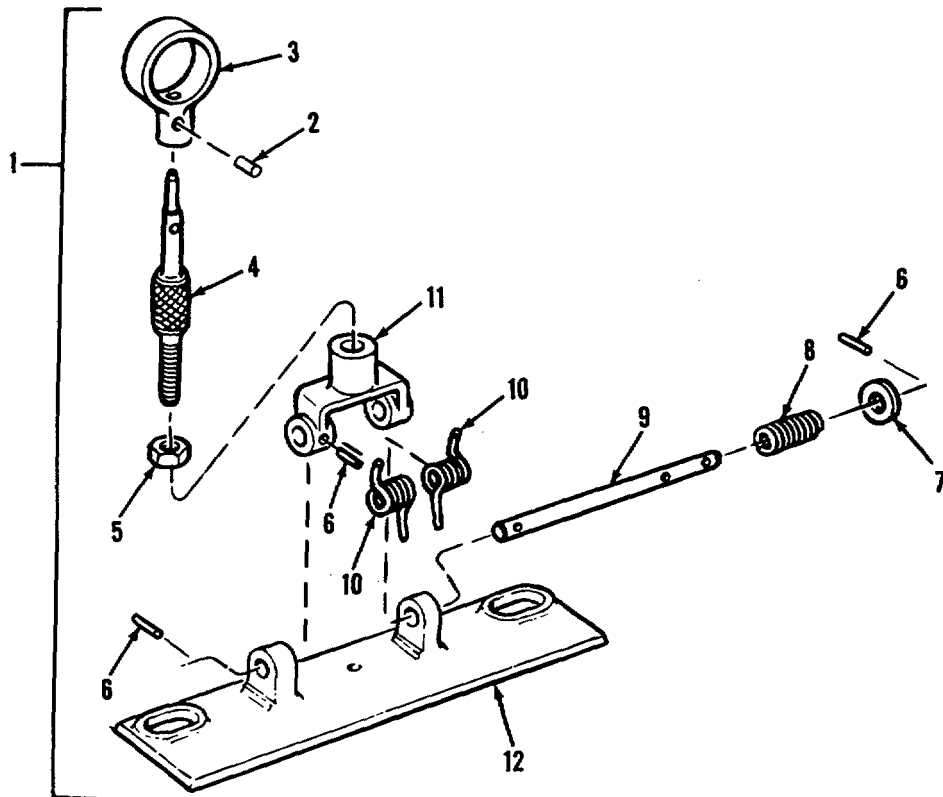


Figure 39. Cradle upper rear sight assembly.

WE 67289

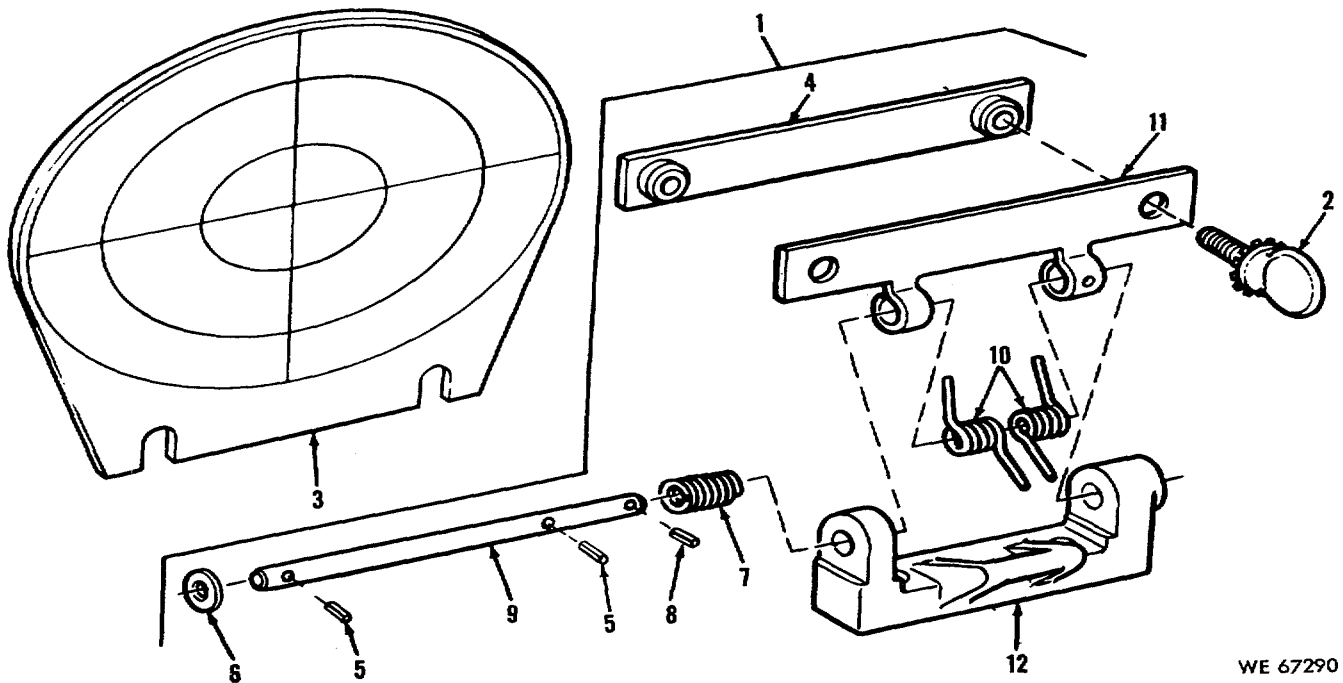
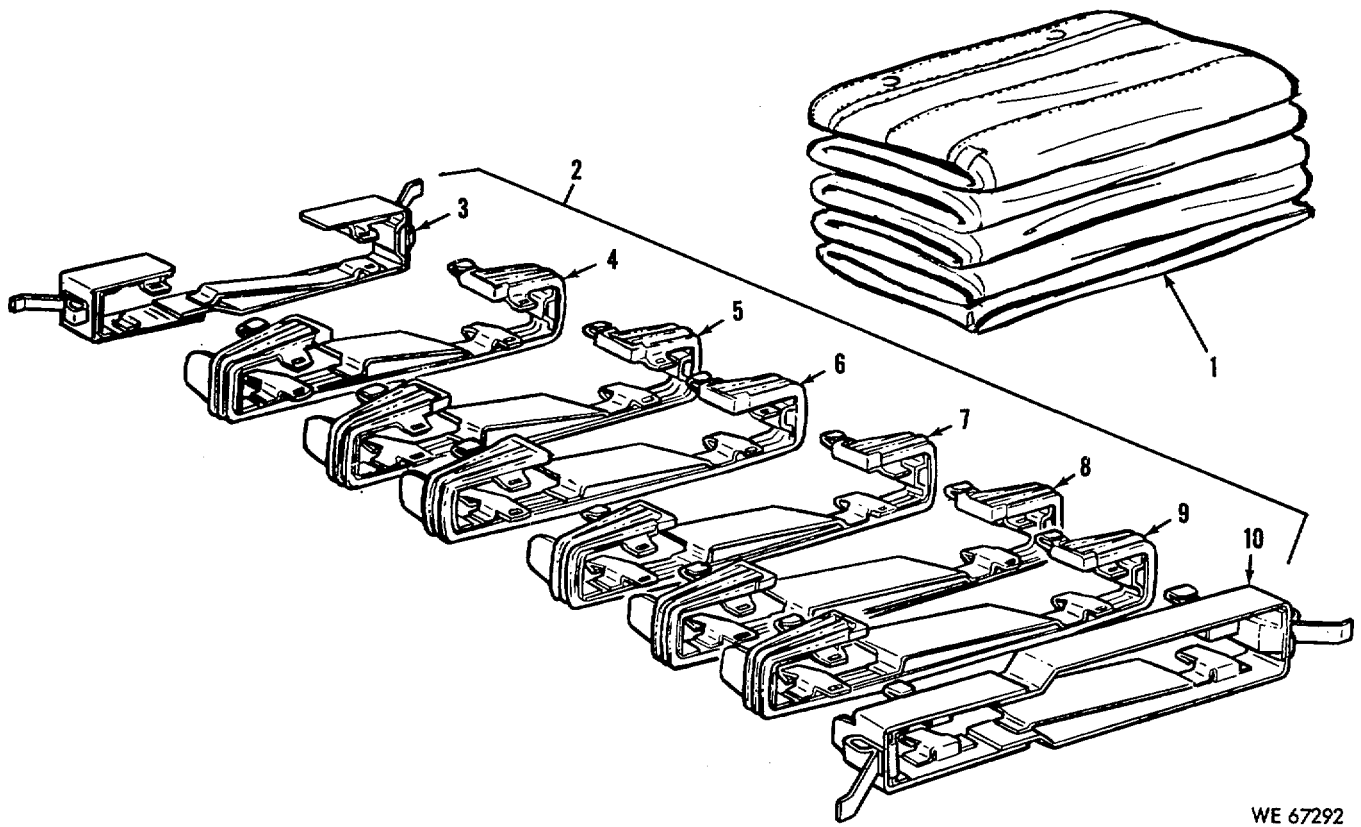


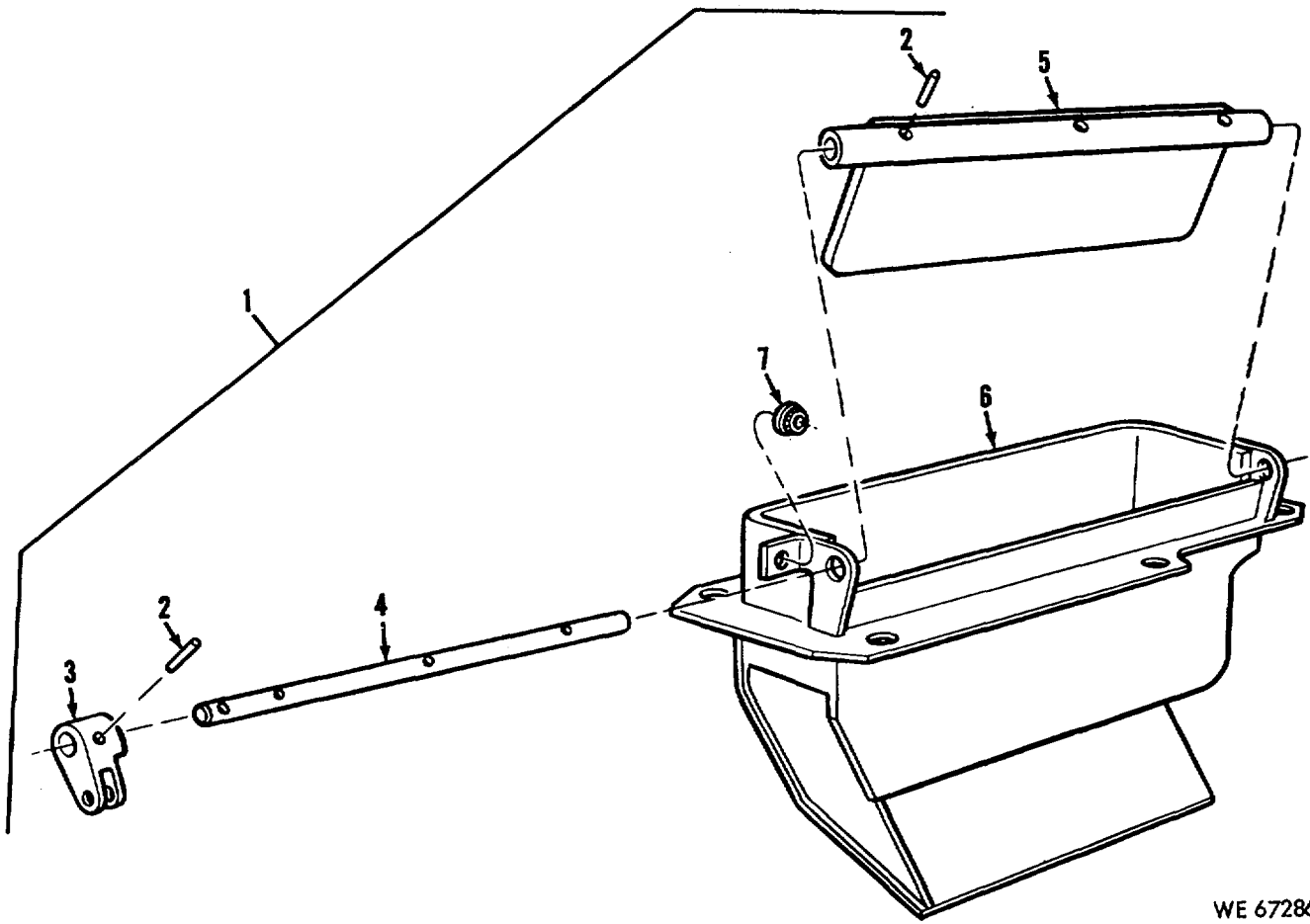
Figure 40. Cradle upper front sight assembly

WE 67290



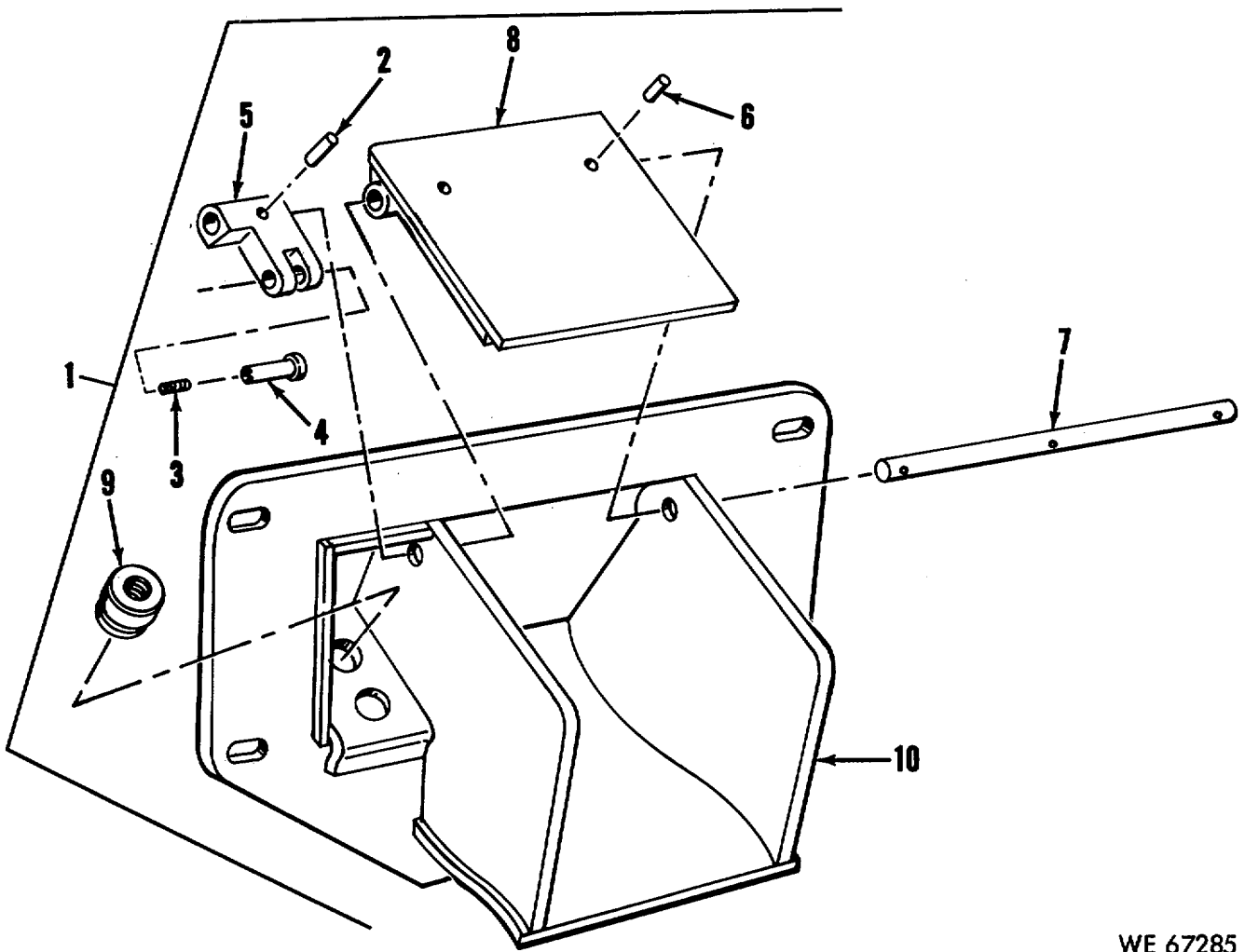
WE 67292

Figure 41. Ammunition flexible feed chute assembly.



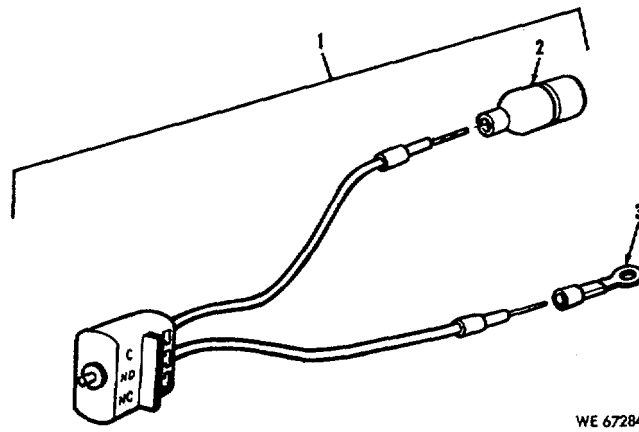
WE 67286

Figure 42. Cartridge case ejection chute assembly.



WE 67285

Figure 43. Link ejection chute assembly.



WE 67284

Figure 44. Switch assembly, safety and charge.

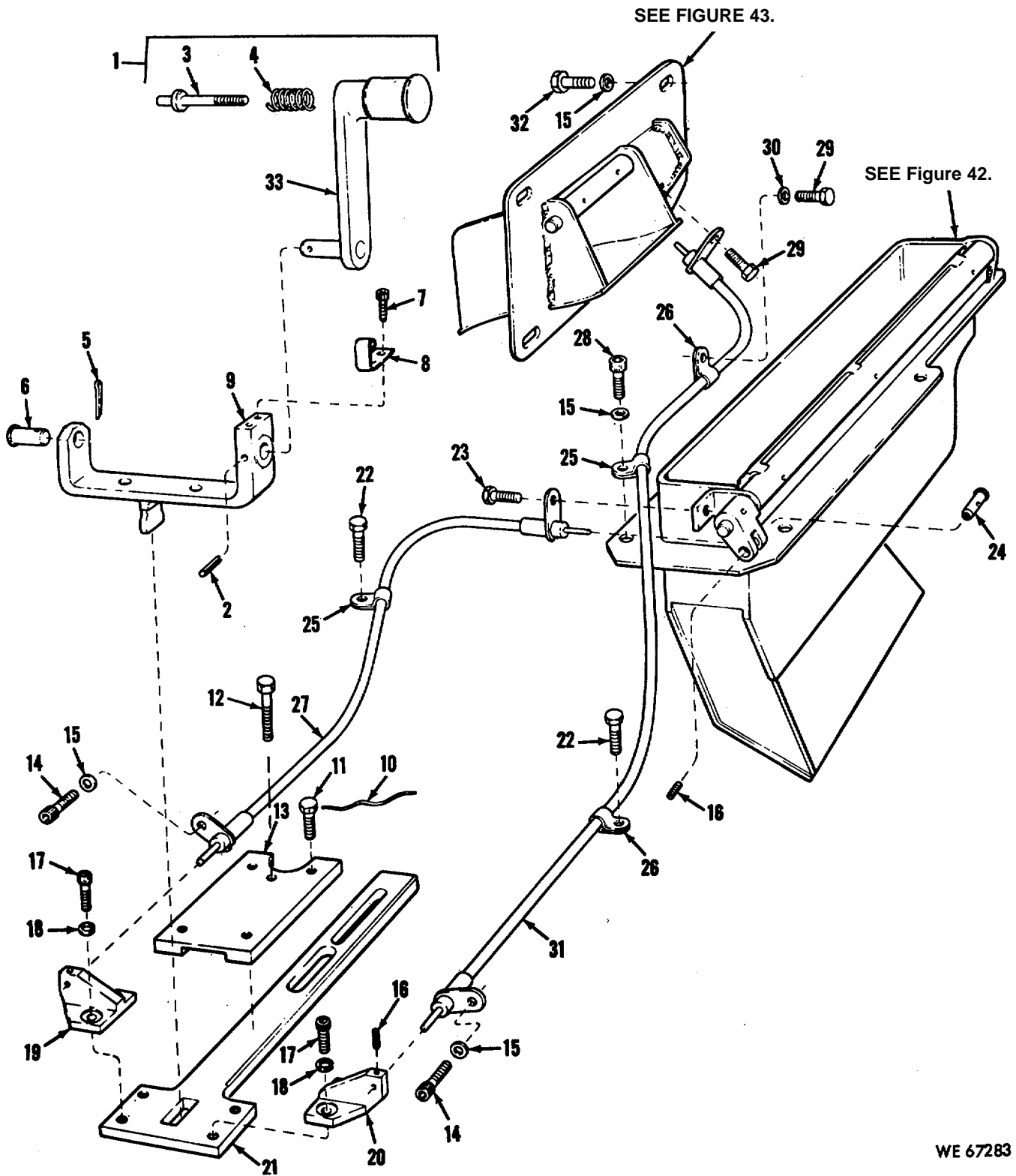


Figure 45. Firing safety lever cartridge case link ejection chute and controls.

WE 67283

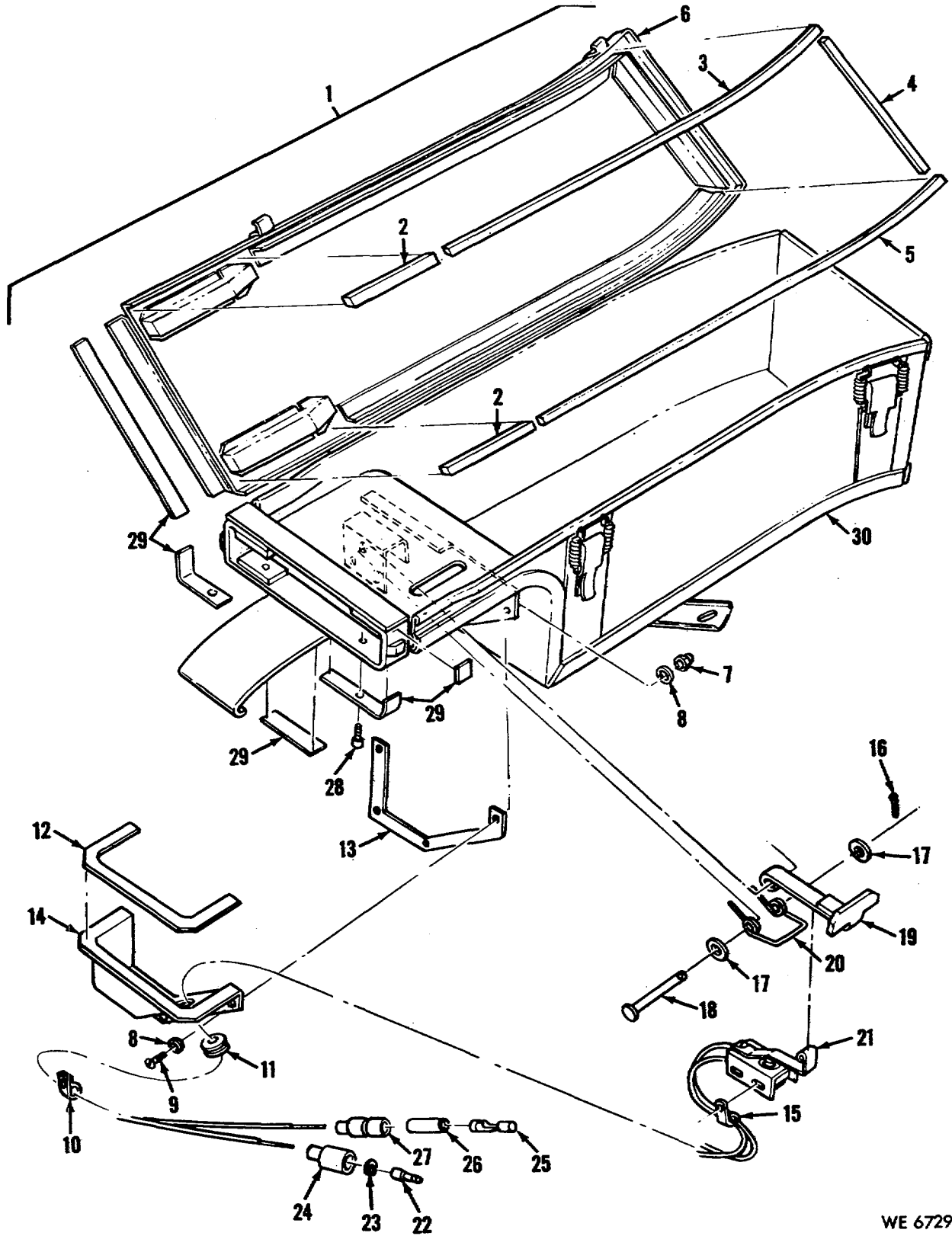
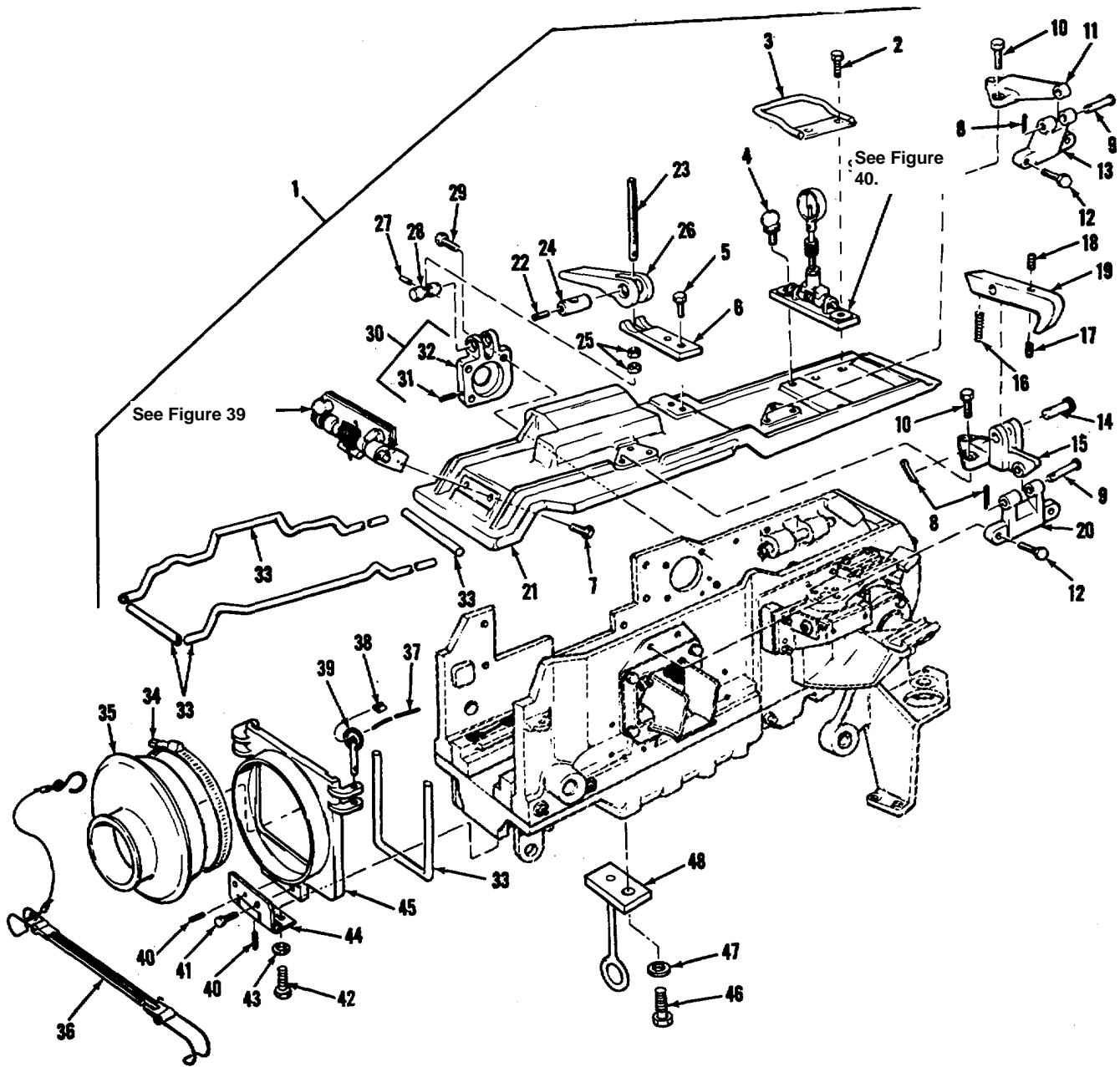


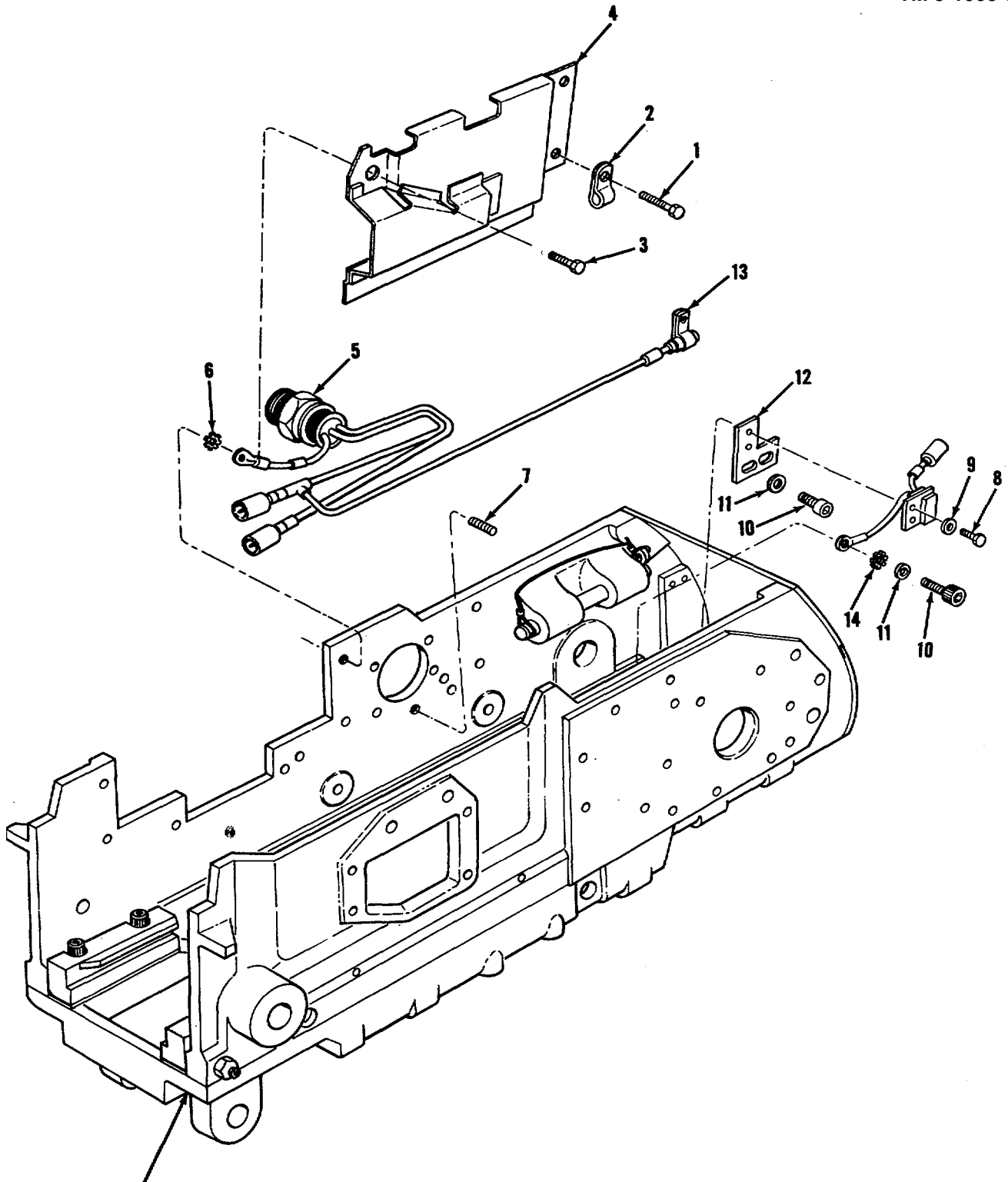
Figure 46. Ammunition feed box assembly.

WE 67291



WE 67279

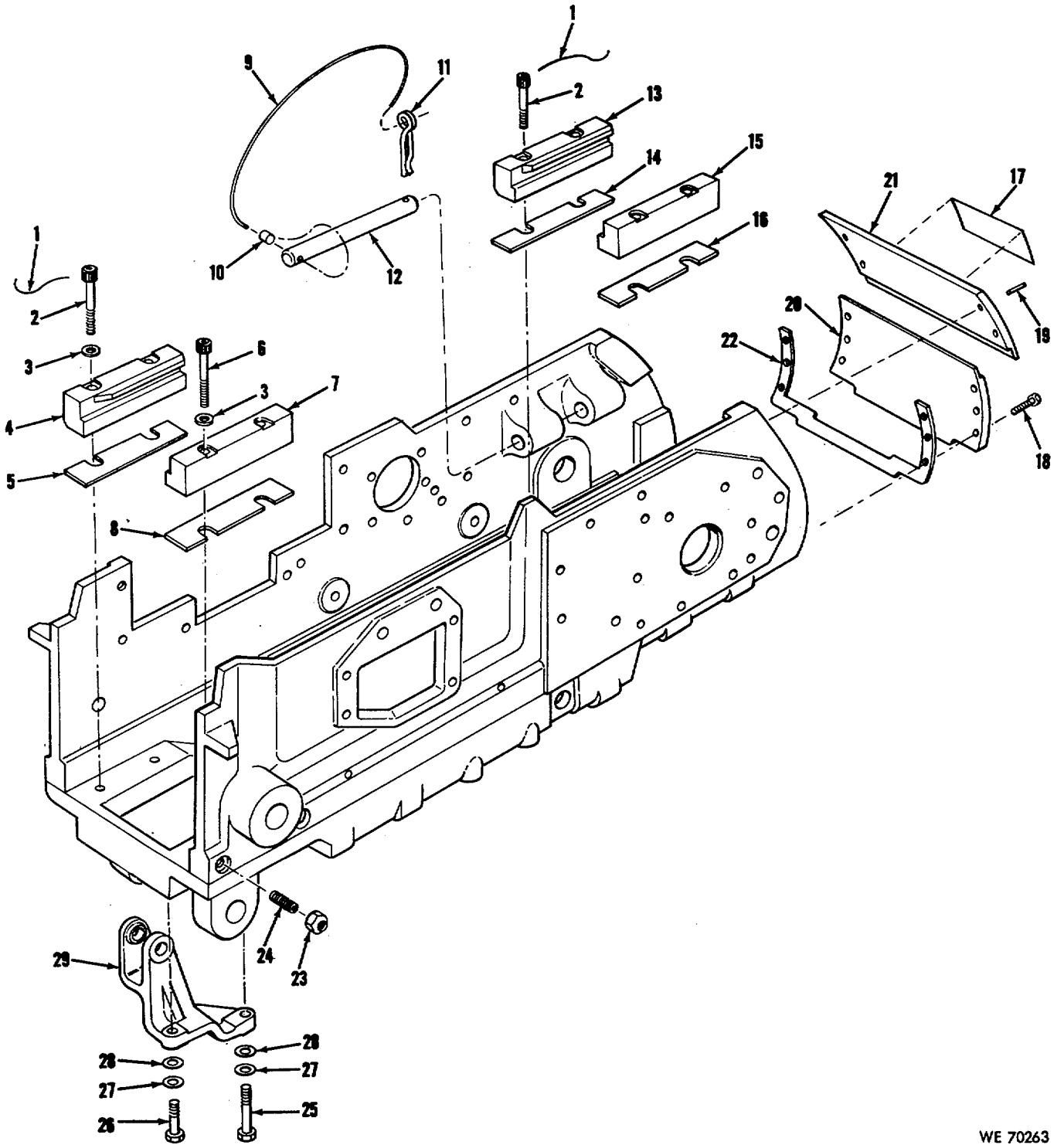
Figure 47. Gun assembly cradle assembly, cover plates, brackets, latches and related parts.



NOTE: LOCATION OF CRADLE SERIAL NUMBER

WE 66122

Figure 48. Cradle electrical lead and guard assembly.



WE 70263

Figure 49. Cradle gun guides, pins and related parts.

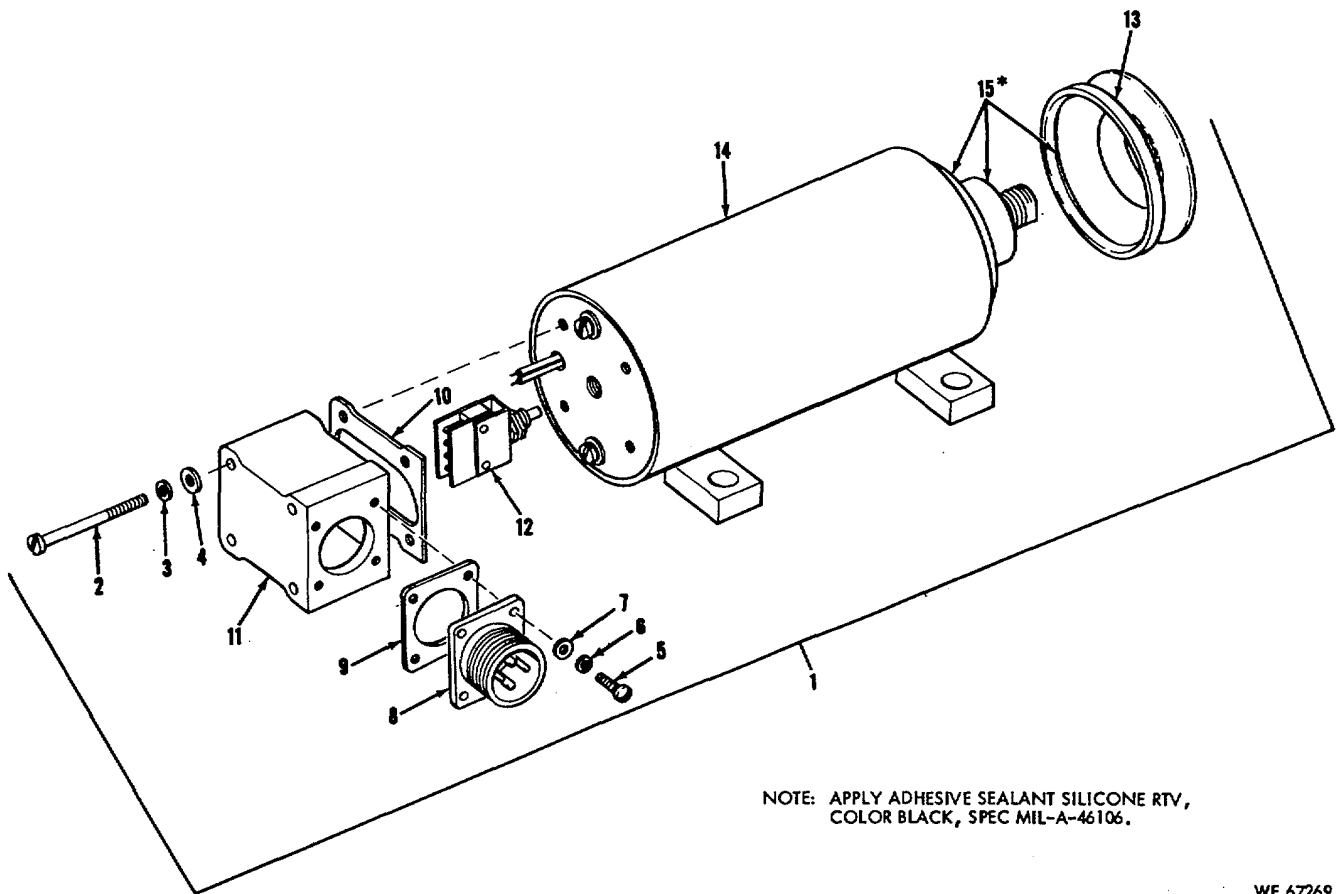
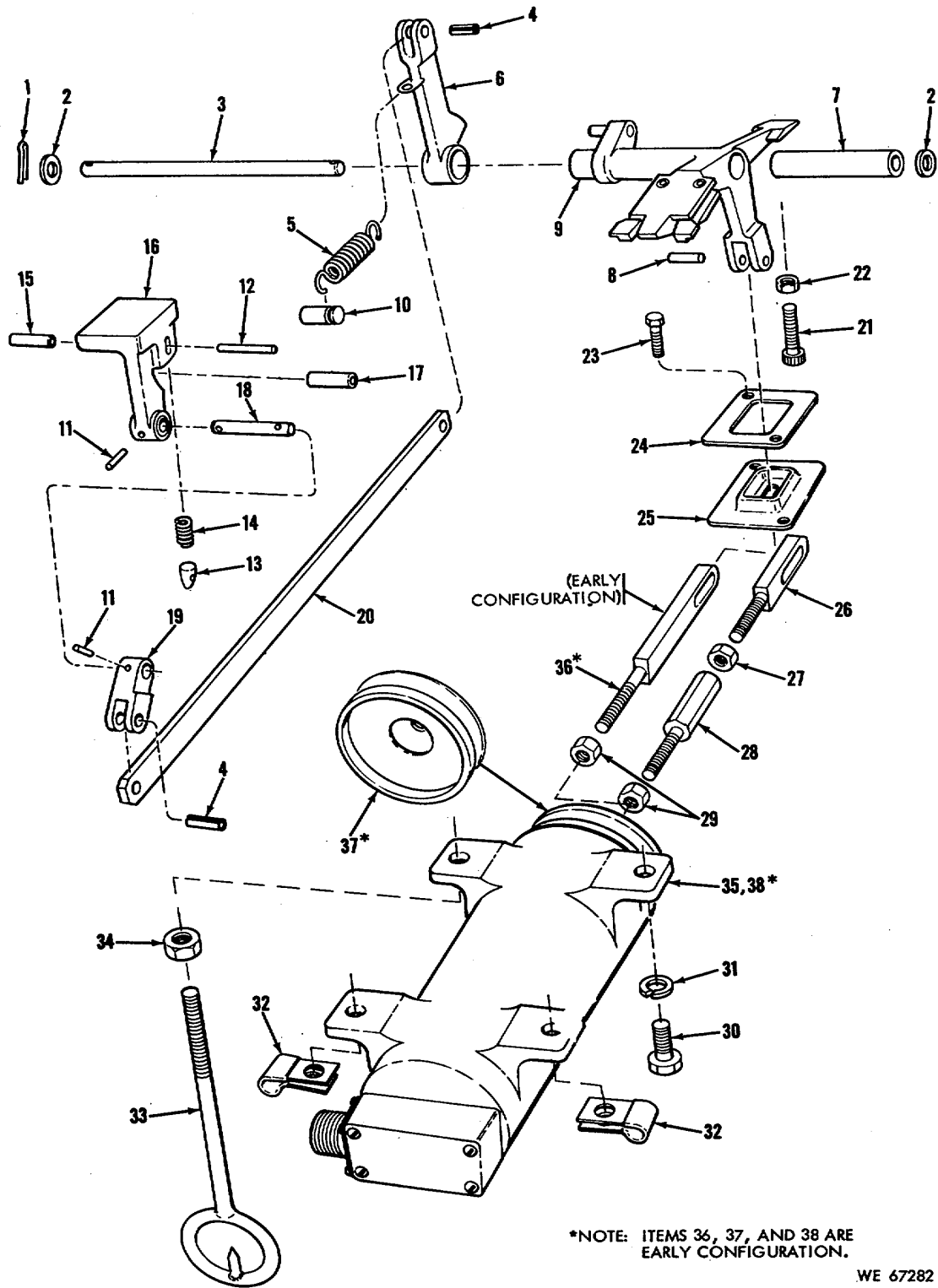


Figure 50. Firing mechanism and electrical firing solenoid.



*NOTE: ITEMS 36, 37, AND 38 ARE EARLY CONFIGURATION.

WE 67282

Figure 51. Firing solenoid assembly (electrical).

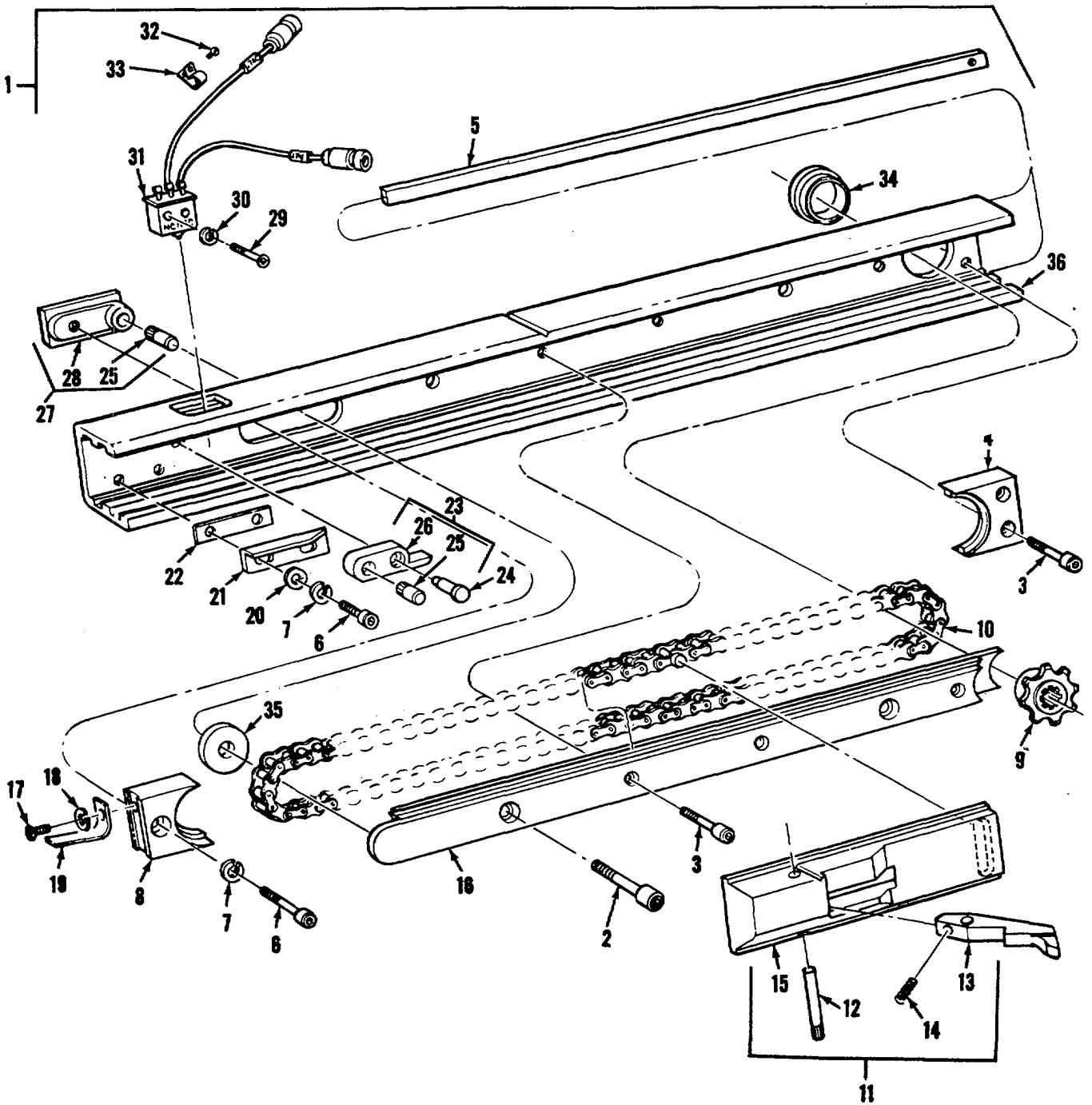


Figure 52. Gun charger channel assembly.

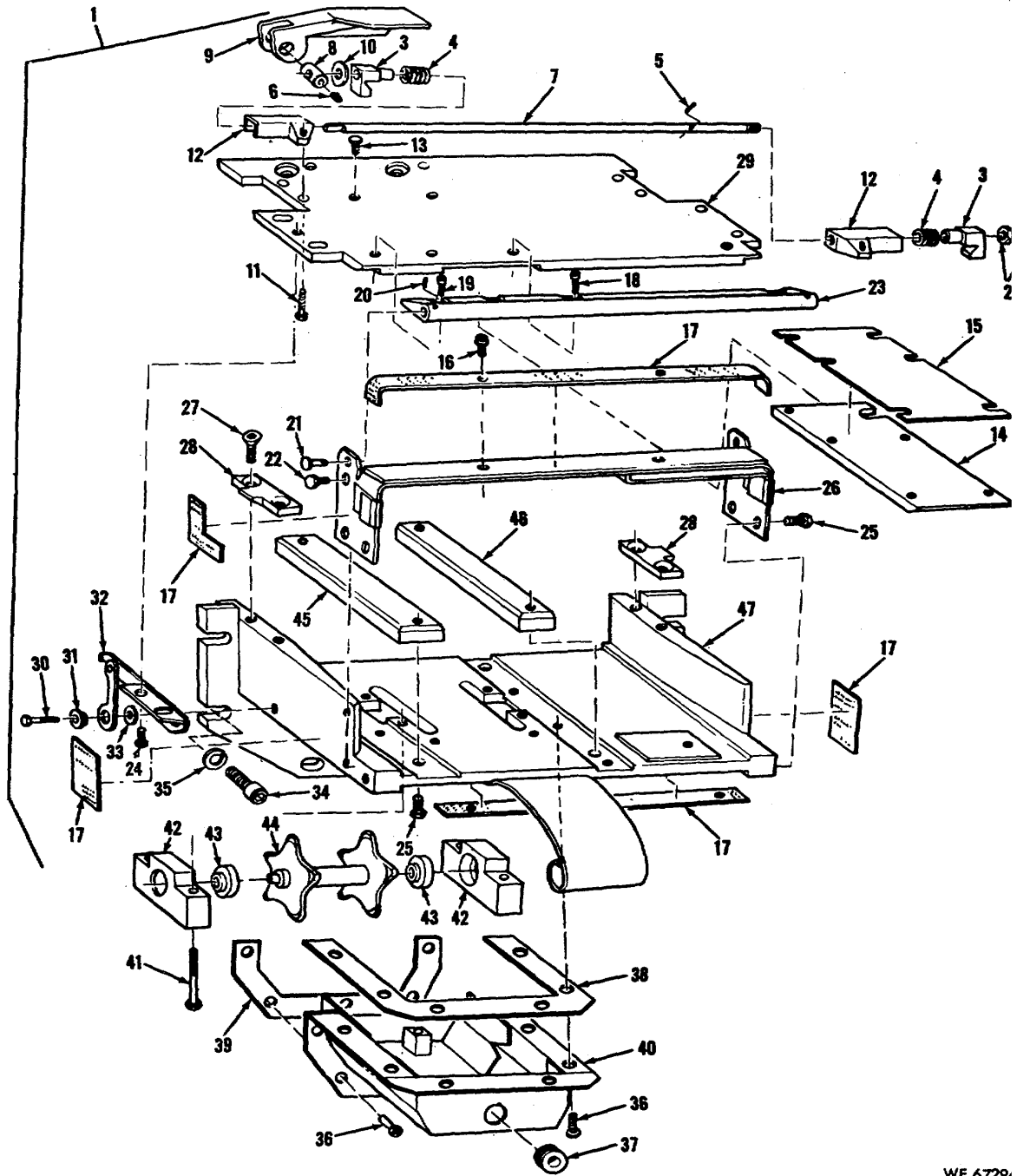
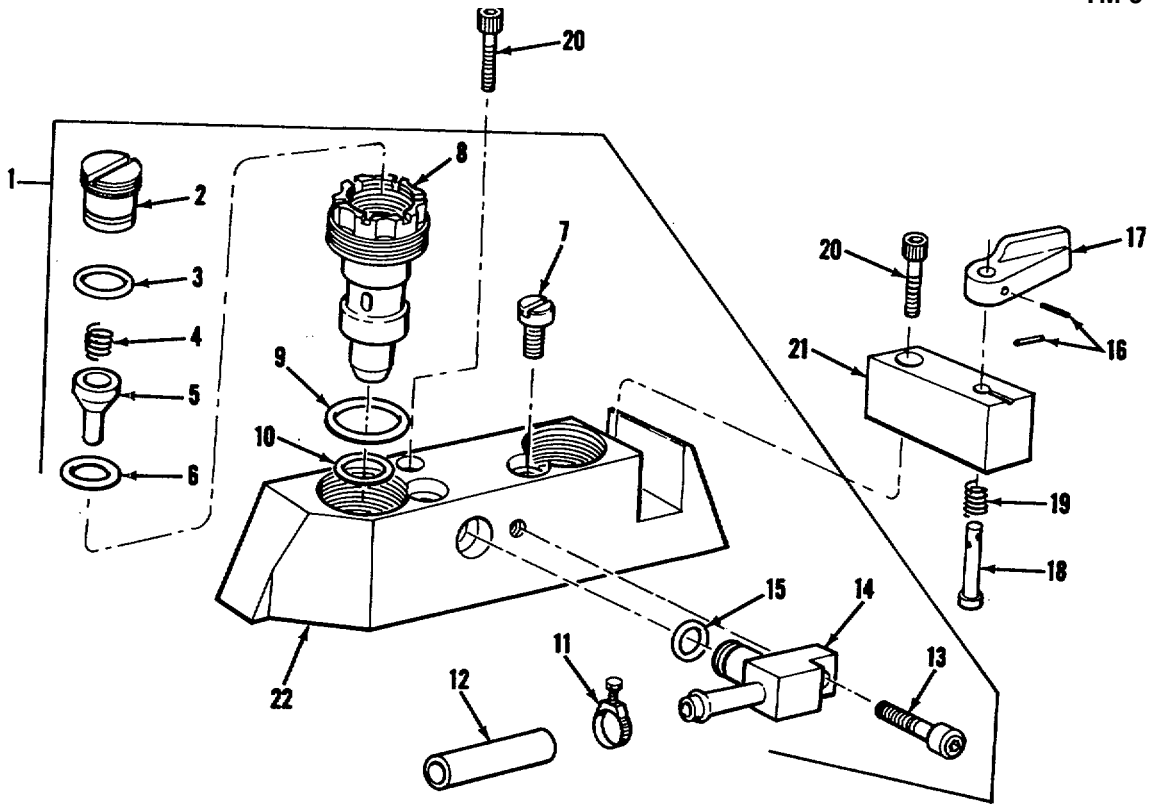


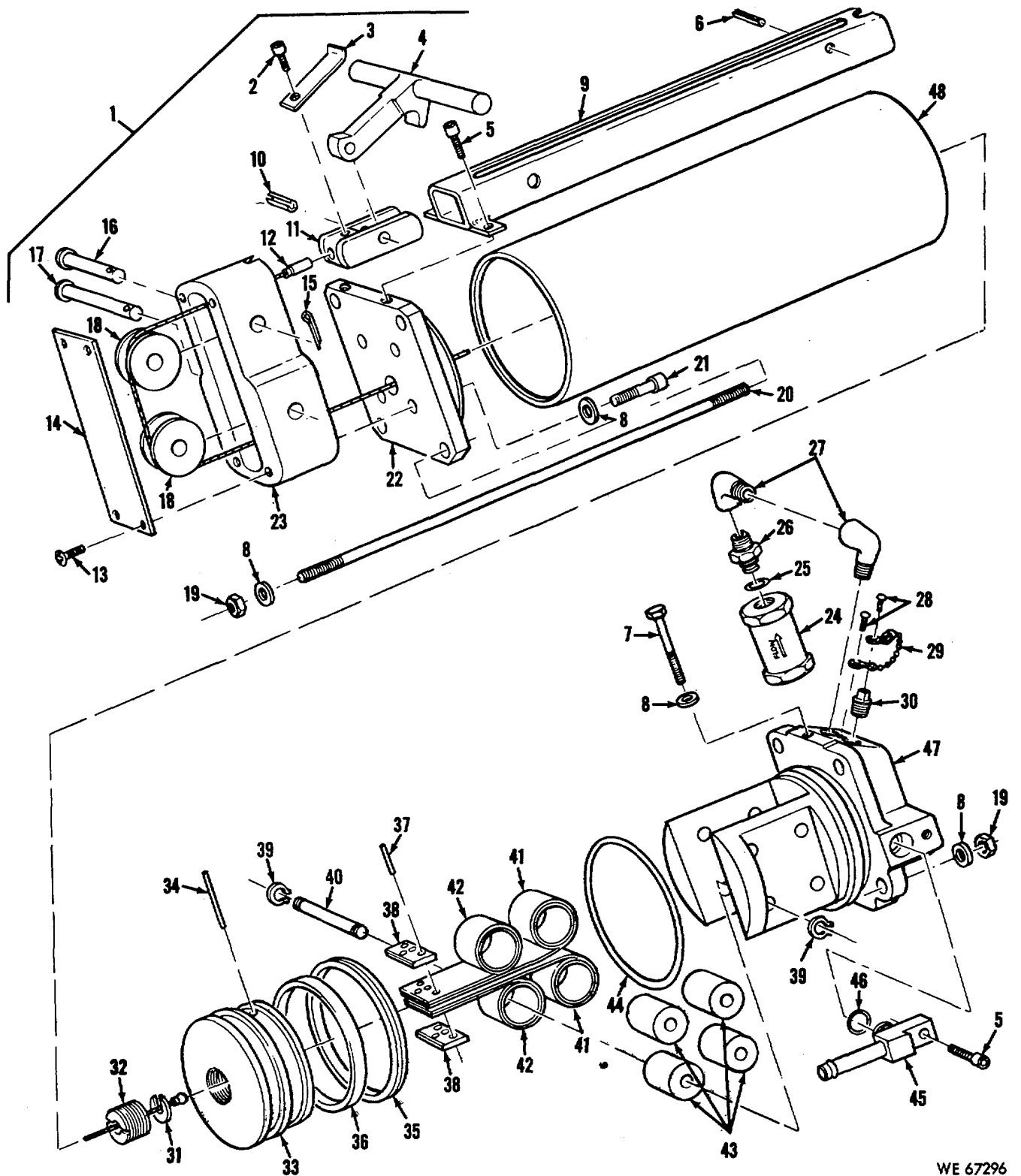
Figure 53. Link aligner assembly.

WF 6720.



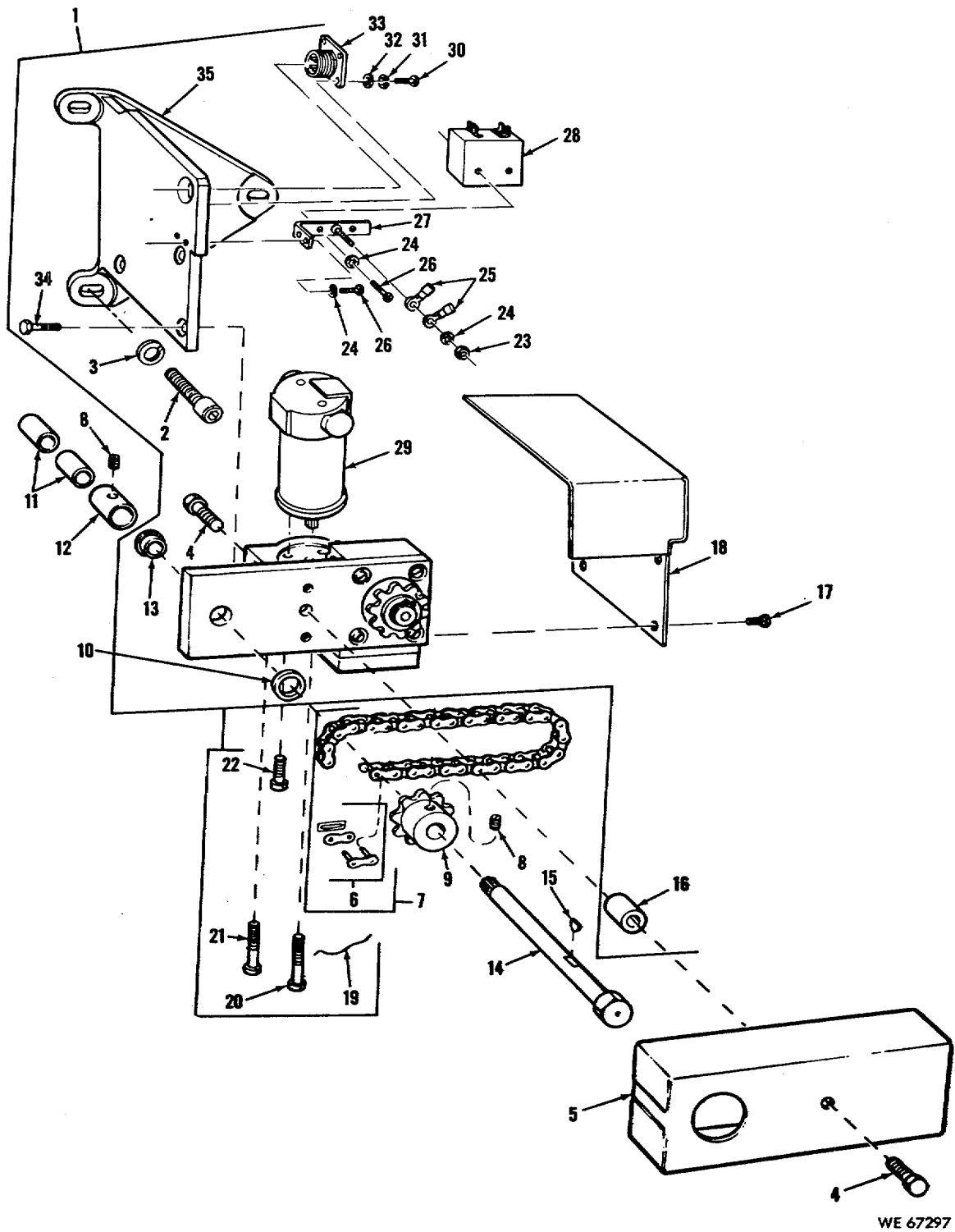
WE 67295

Figure 54. Lubricator manifold assembly.



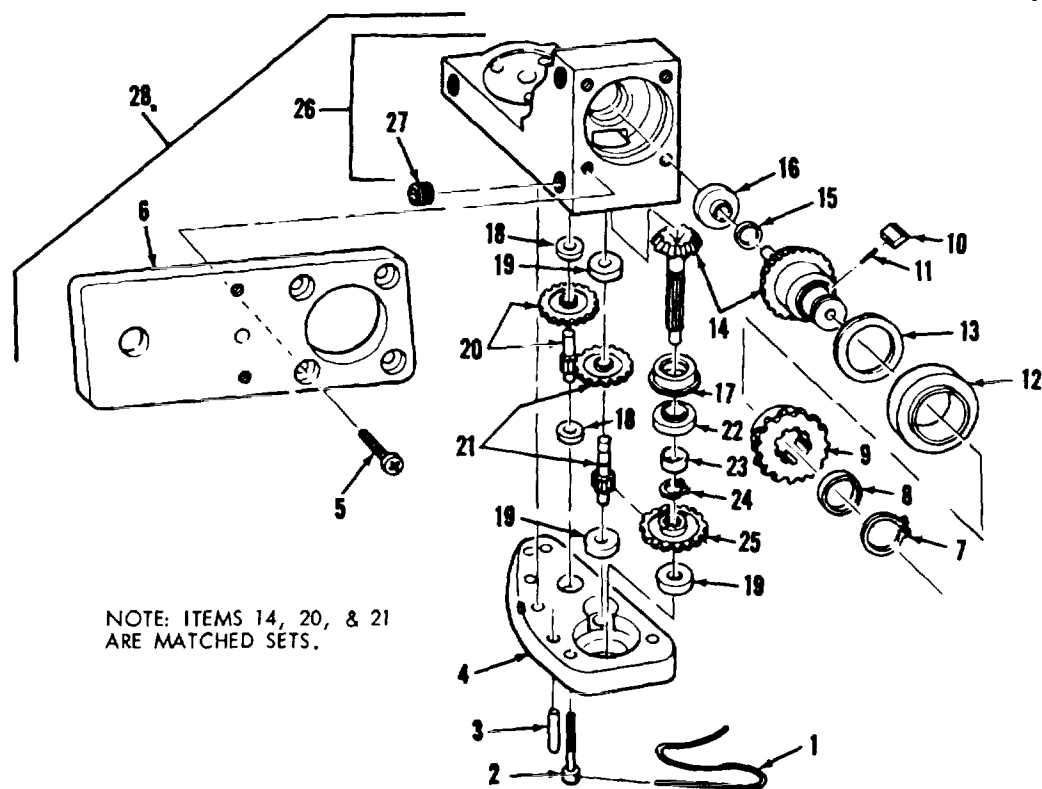
WE 67296

Figure 55. Ammunition lubricator cylinder assembly.




WE 67297

Figure 56. Gun charger gear box assembly.



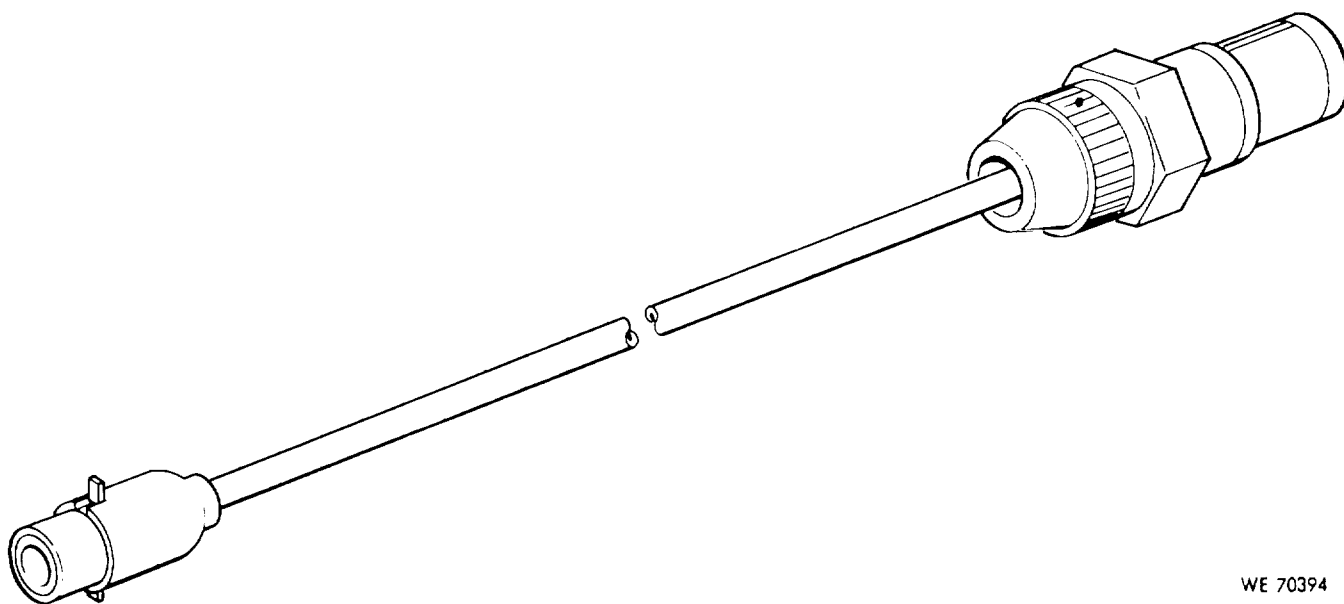
WE 67298

Figure 57. Speed reducer, gear box assembly.



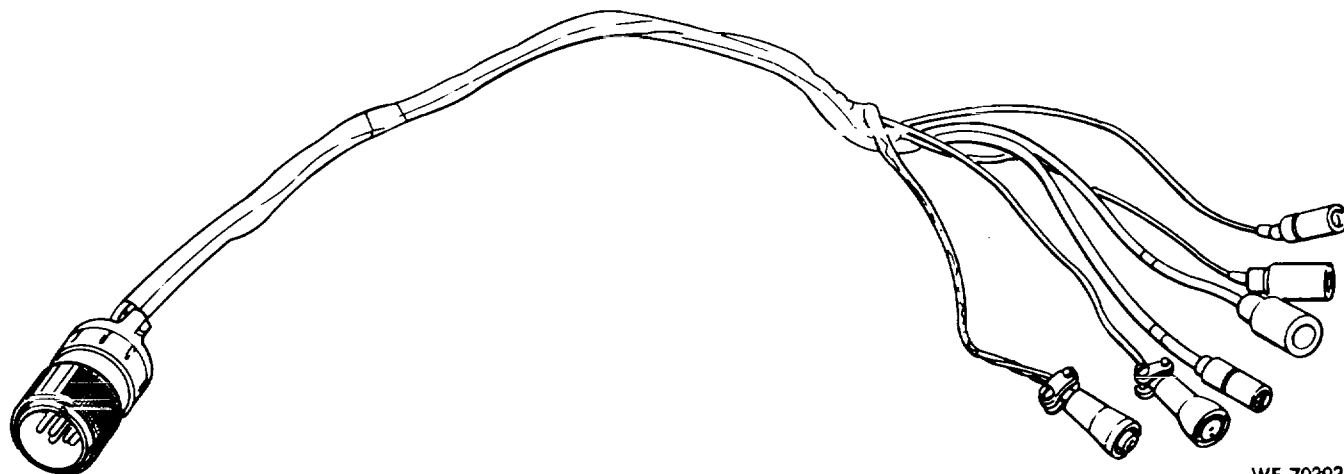
WE 70850

Figure 58. Cupola interior view and components (M26 power).



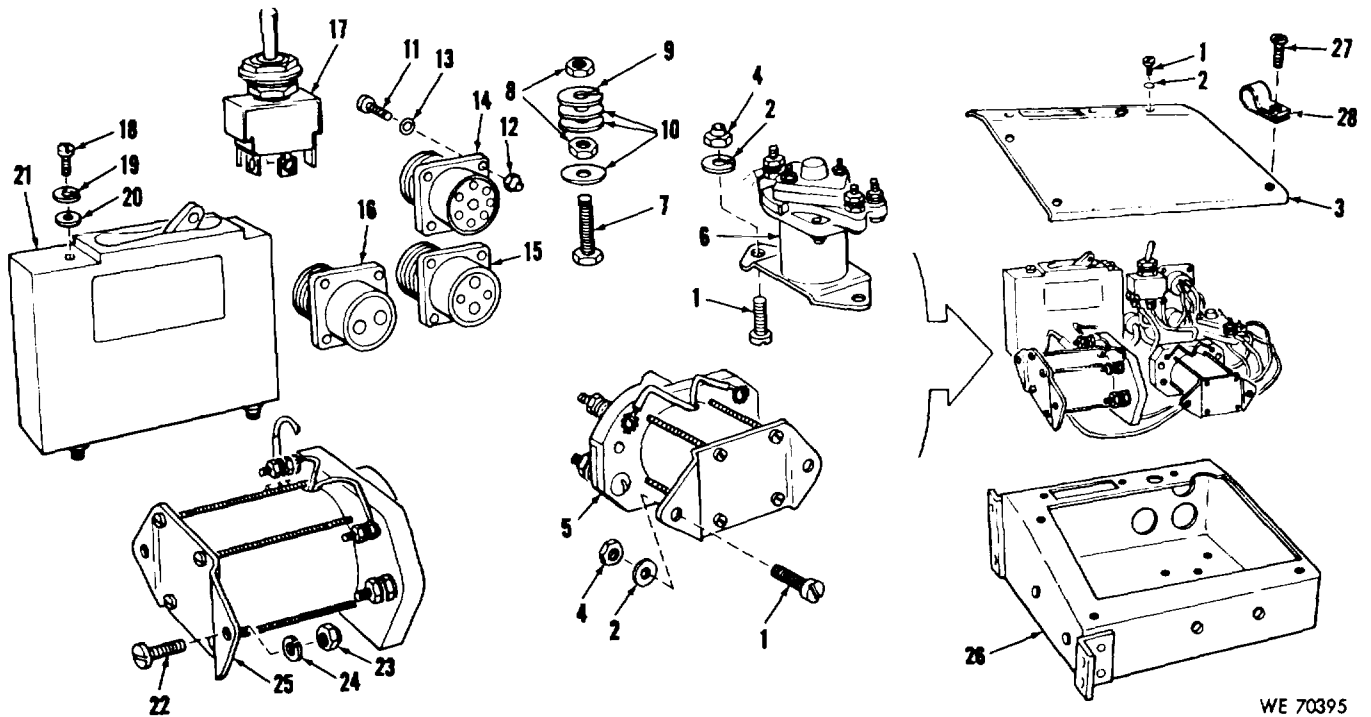
WE 70394

Figure 59. Electrical lead assembly, machine gun.



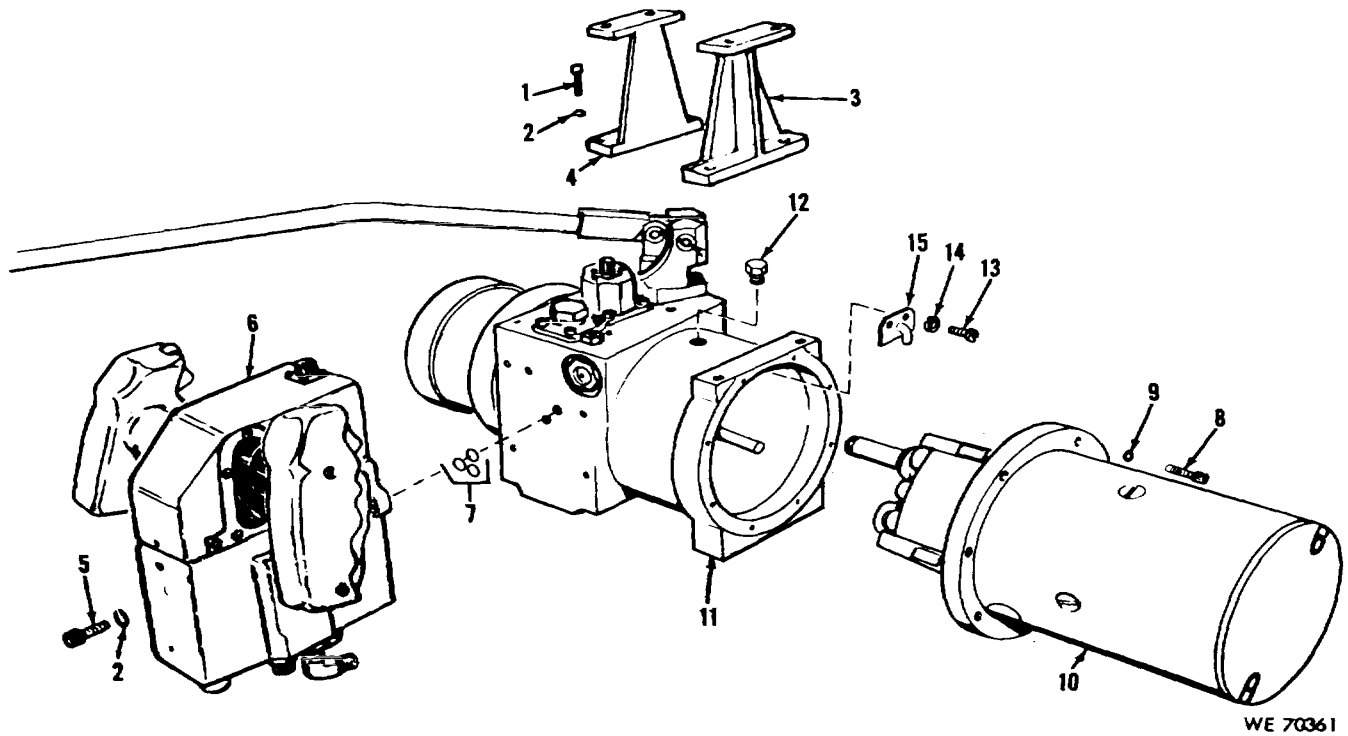
WE 70393

Figure 60. Wiring harness assembly, power cupola installation.



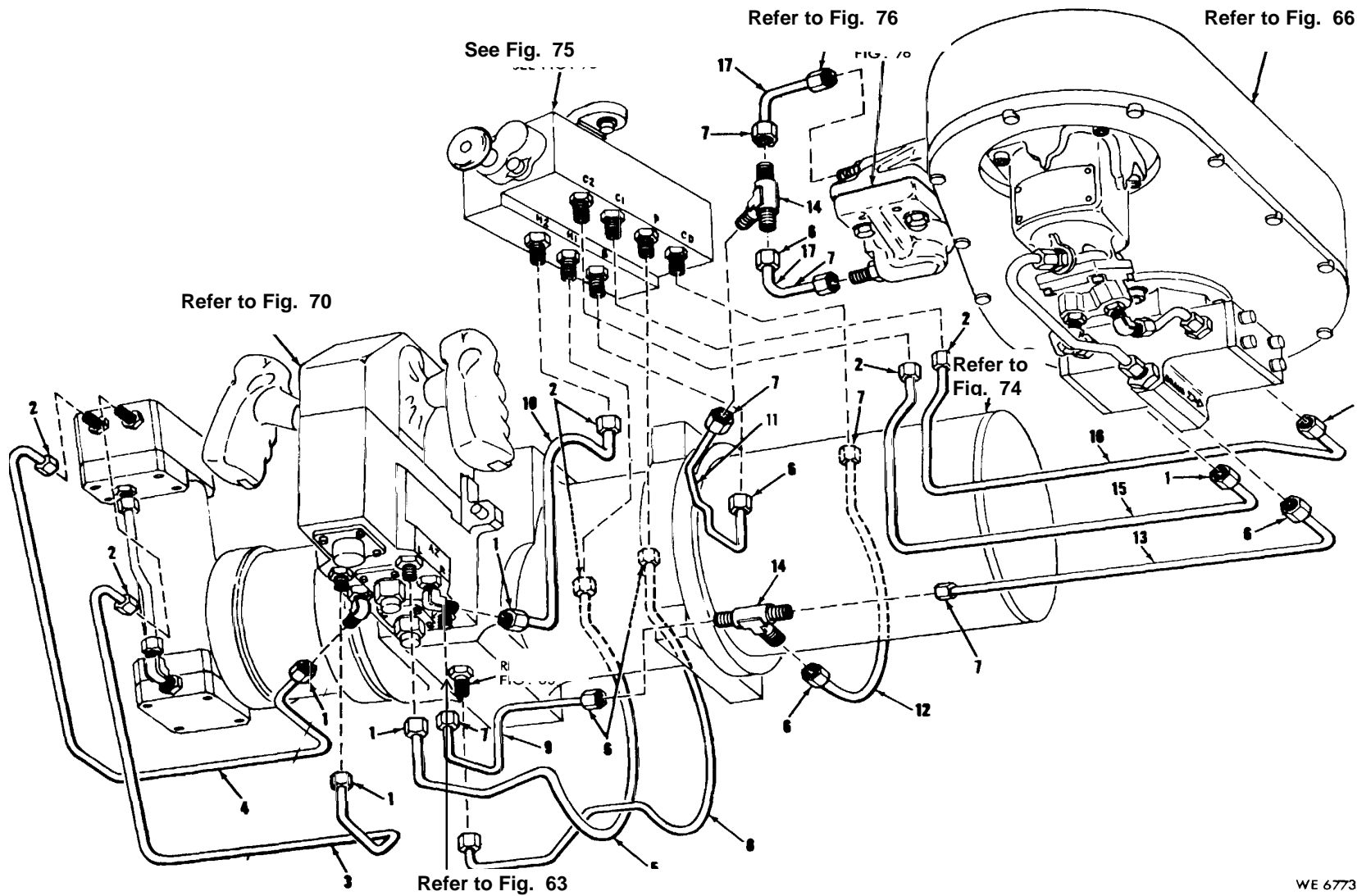
WE 70395

Figure 61. Electric control box assembly.



WE 70361

Figure 62. Hydraulic control assembly and components (power unit).



WE 67731

Figure 63. Hydraulic system tubes and fittings

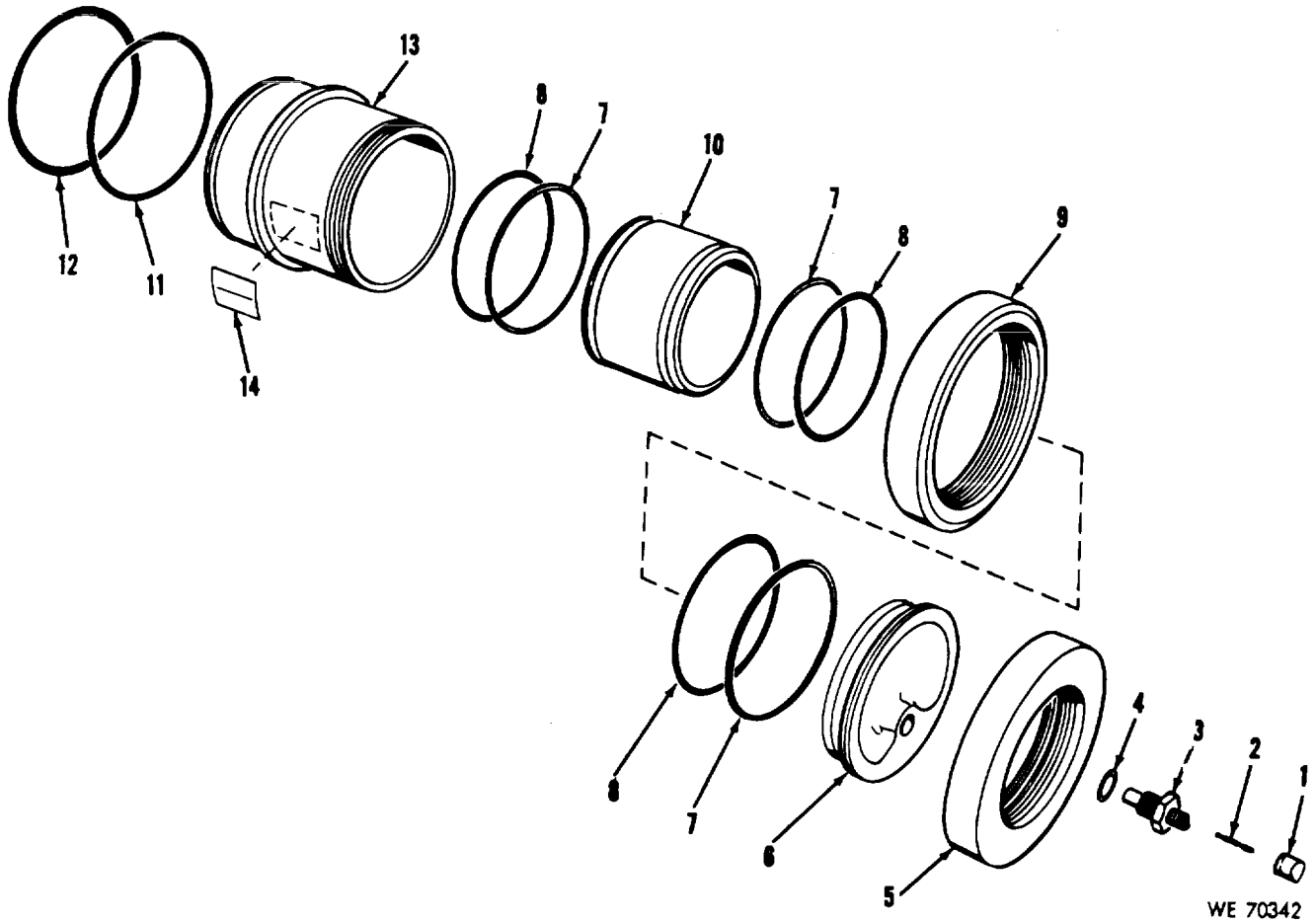
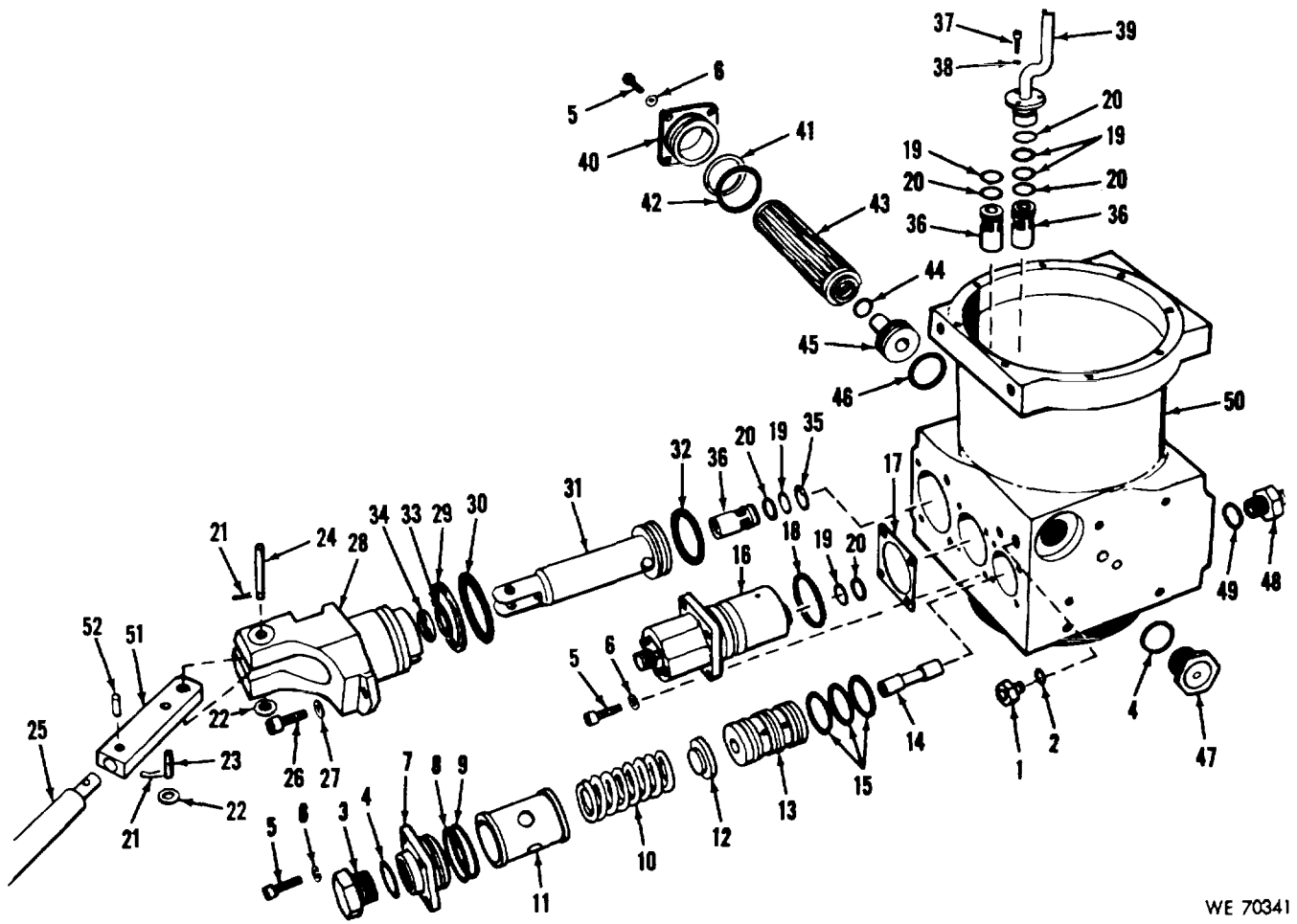
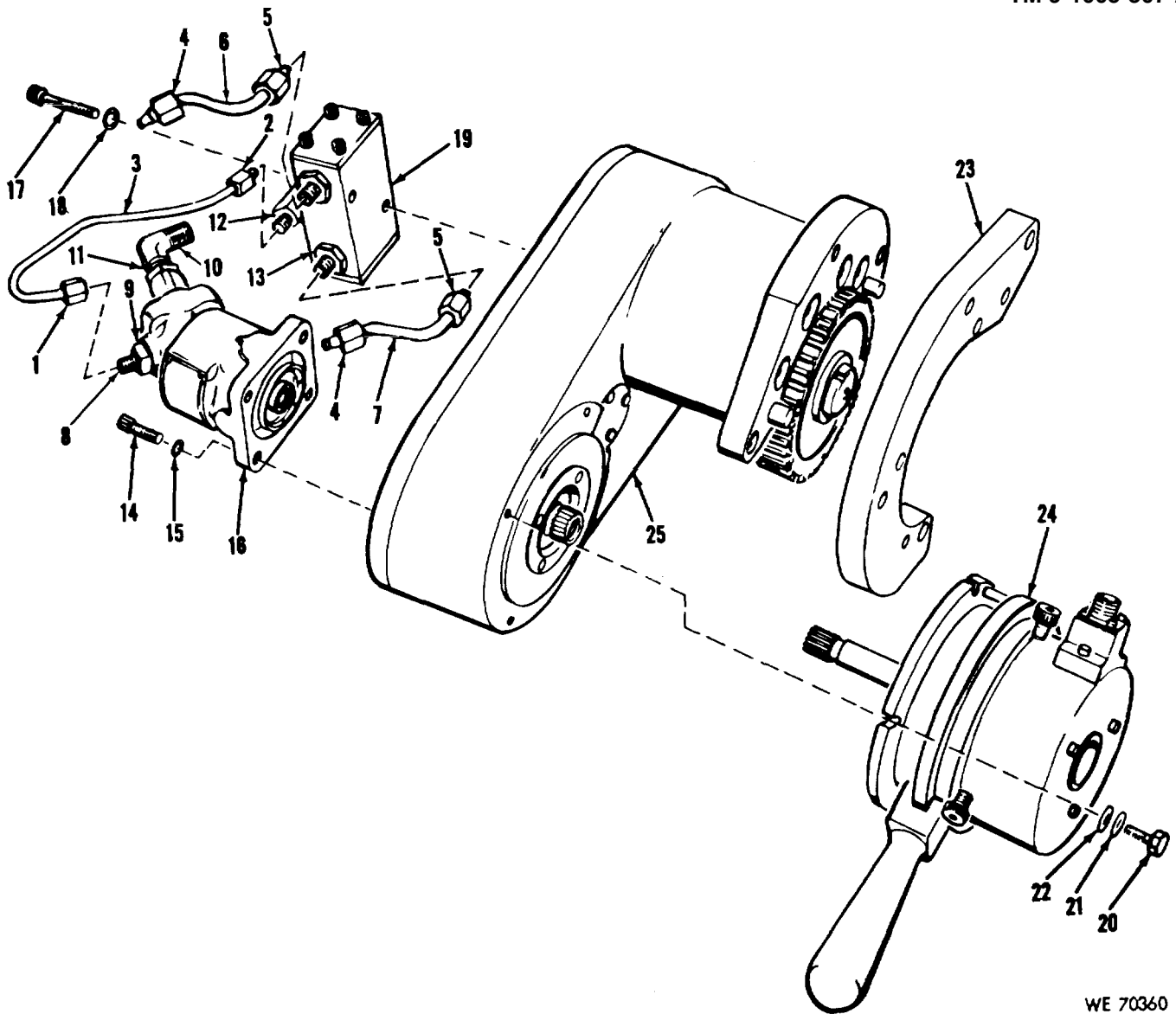


Figure 64. Hydraulic accumulator assembly.



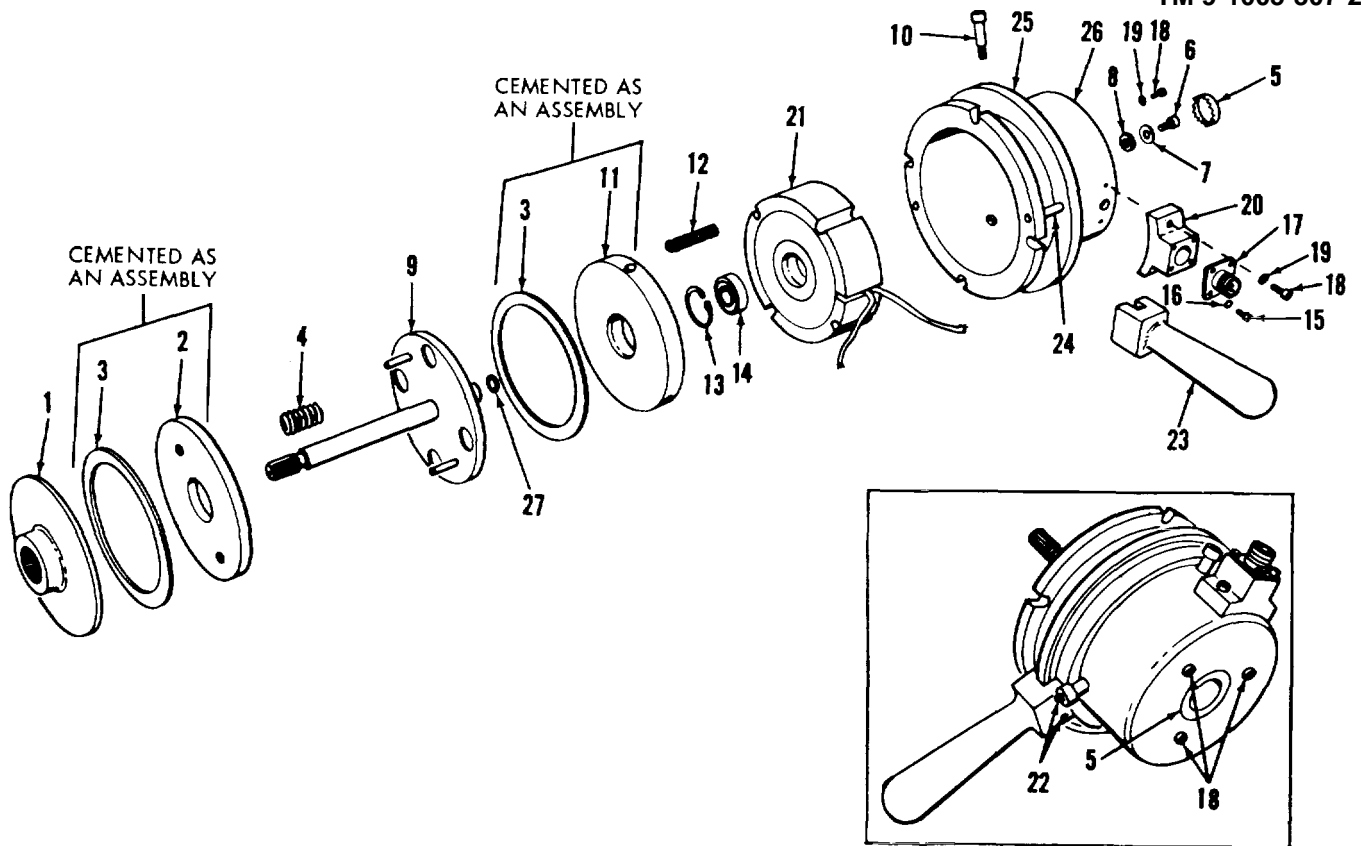
WE 70341

Figure 65. Reservoir assembly, hydraulic system.



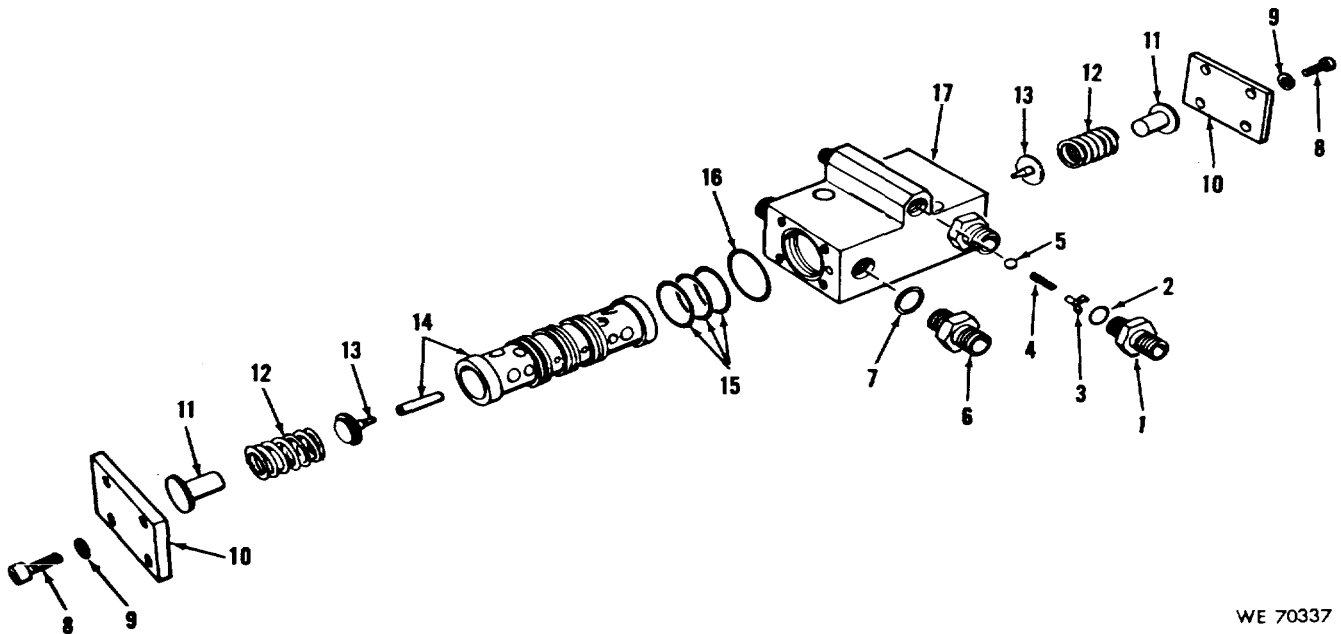
WE 70360

Figure 66. Traverse mechanism assembly and components.



WE 70338

Figure 67. Traverse mechanism clutch and brake assembly.



WE 70337

Figure 68. Traverse mechanism safety relief valve assembly.

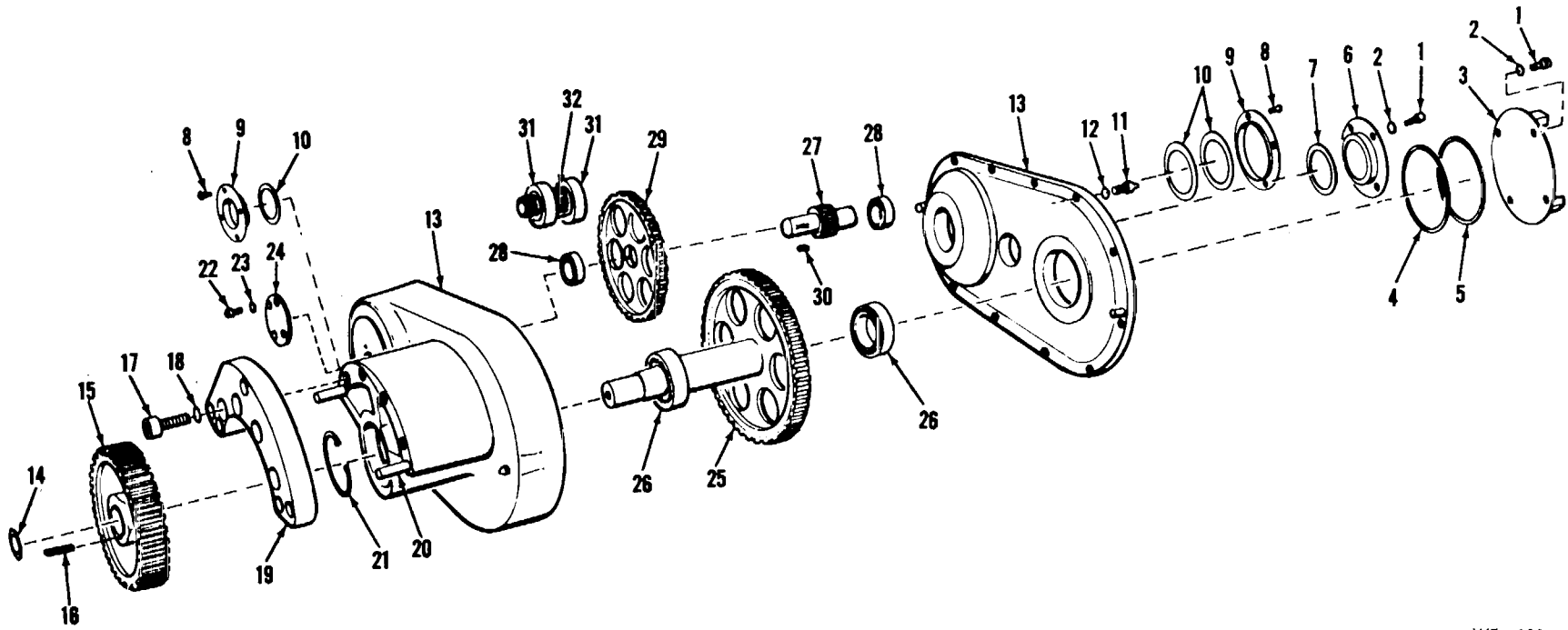


Figure 69. Traverse mechanism gear group.

WE 70336

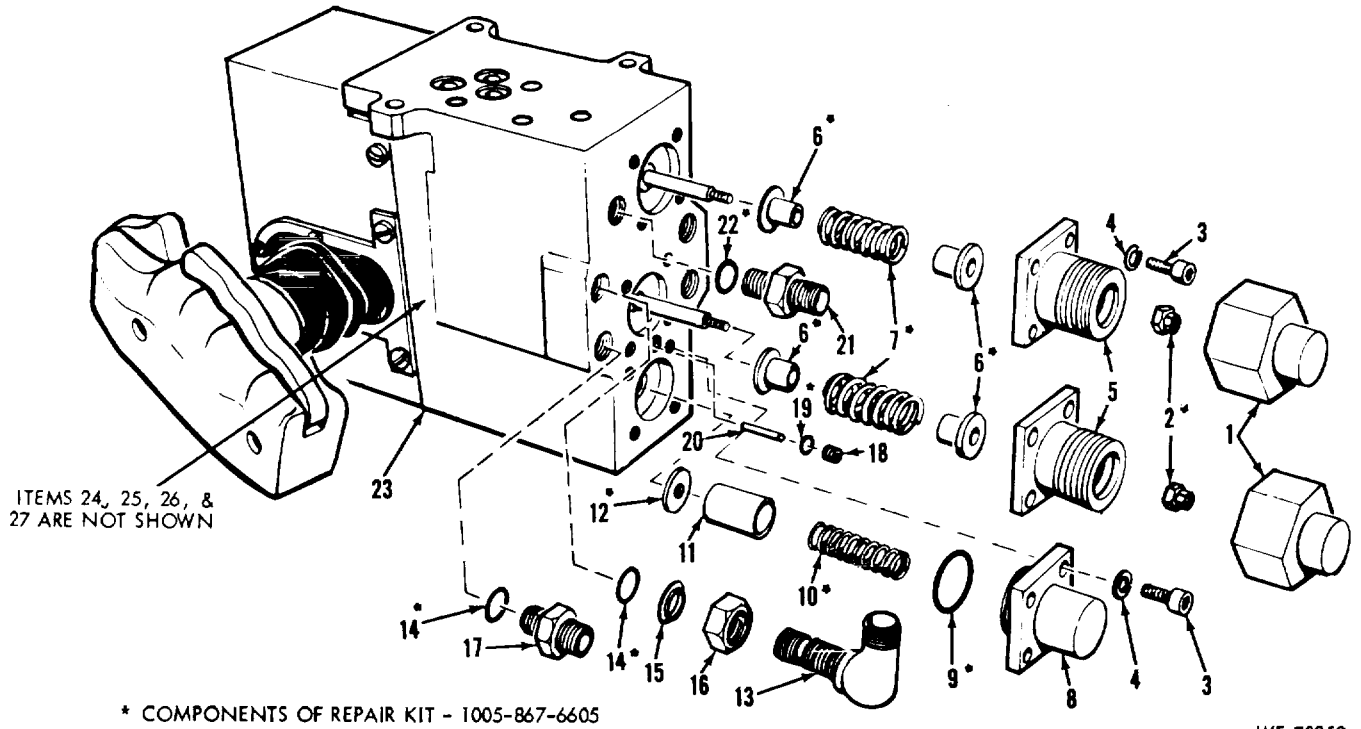


Figure 70. Control handle assembly (1 of 4).

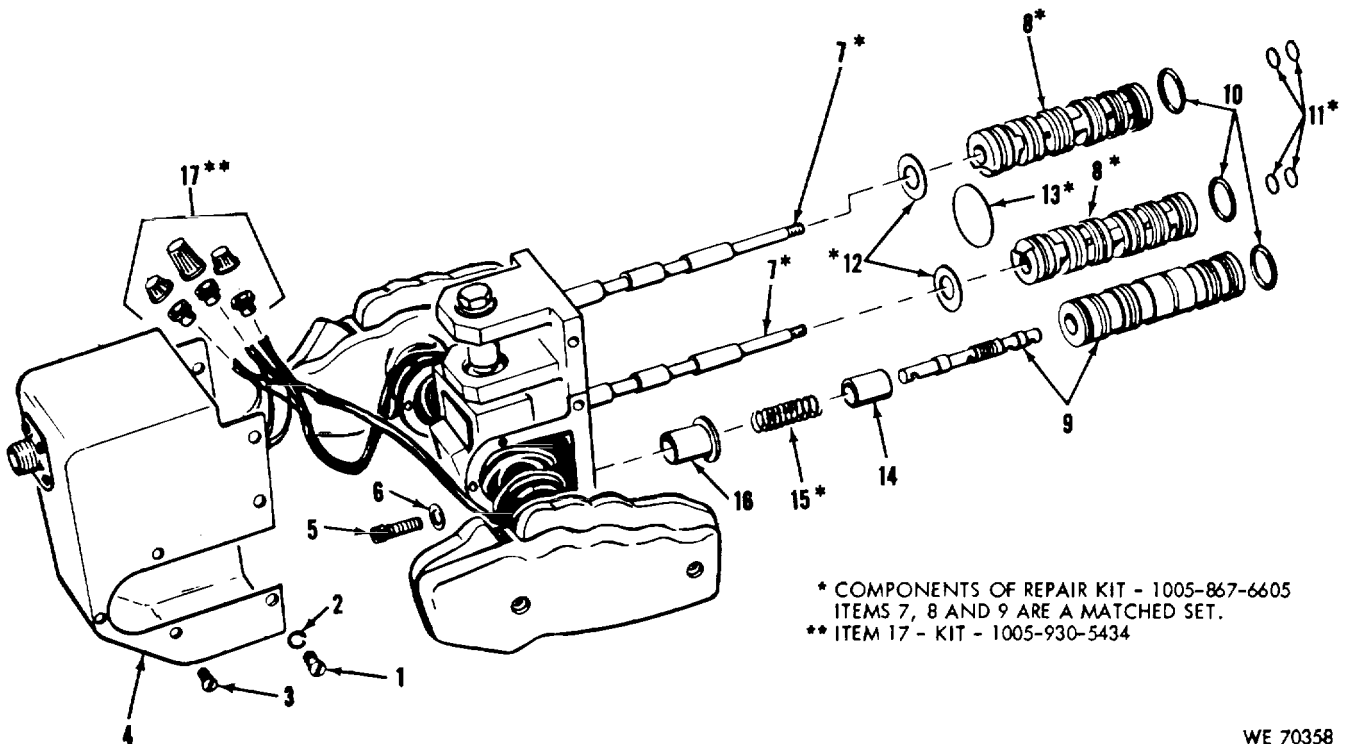
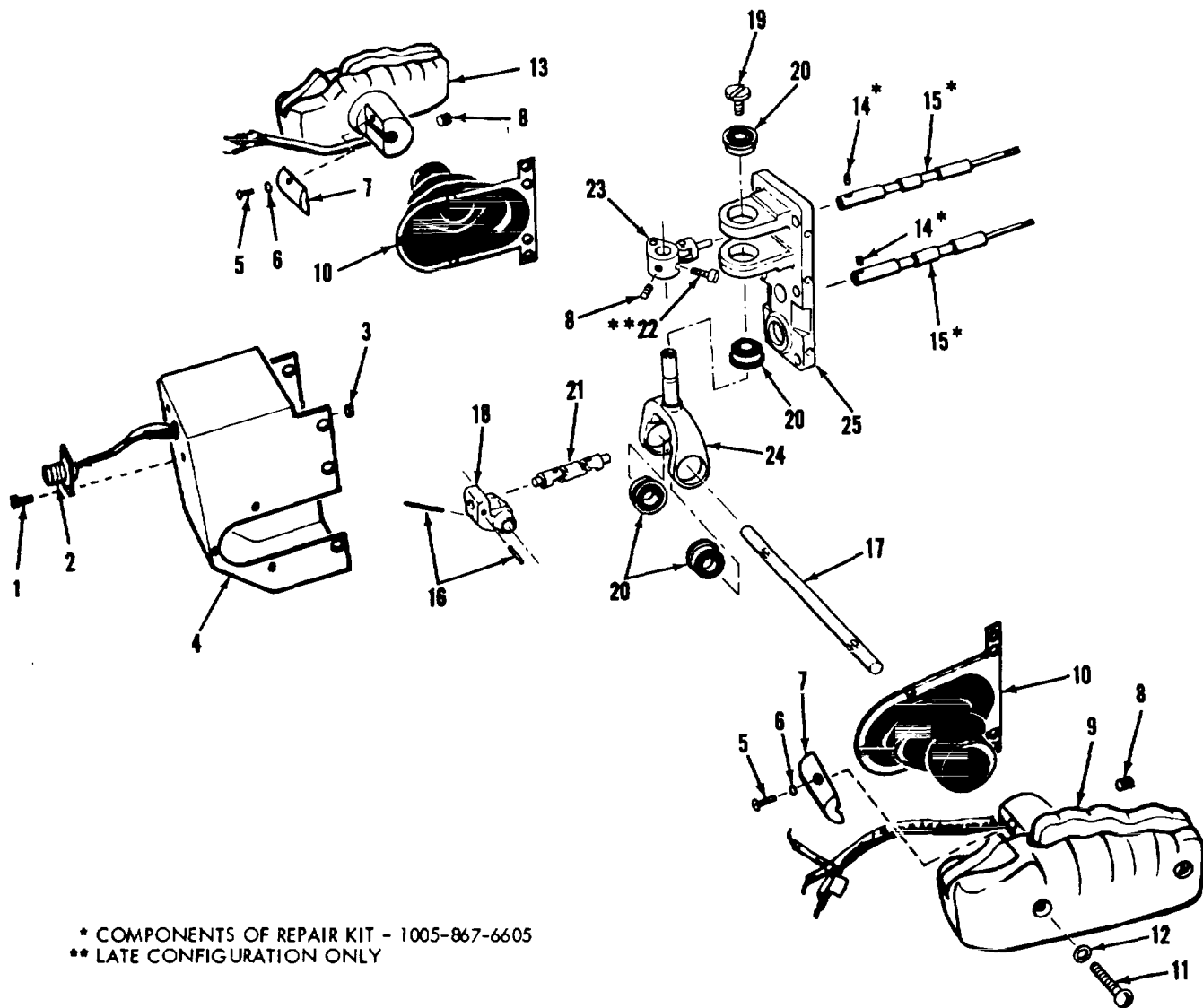


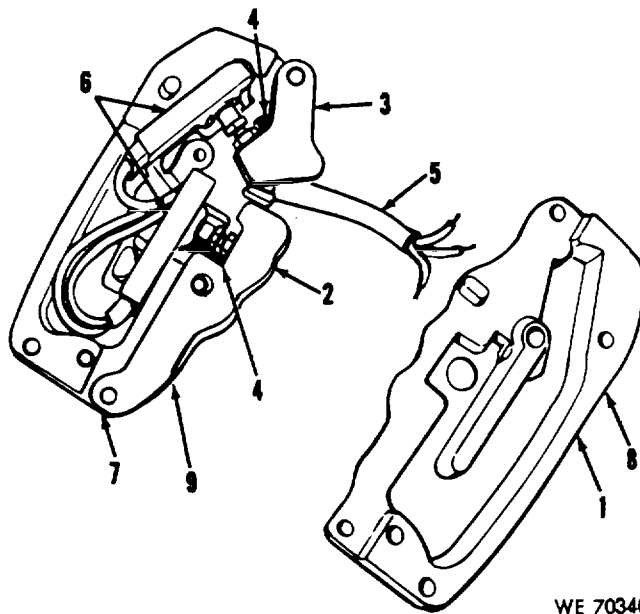
Figure 71. Control handle assembly (2 of 4).



* COMPONENTS OF REPAIR KIT - 1005-867-6605
 ** LATE CONFIGURATION ONLY

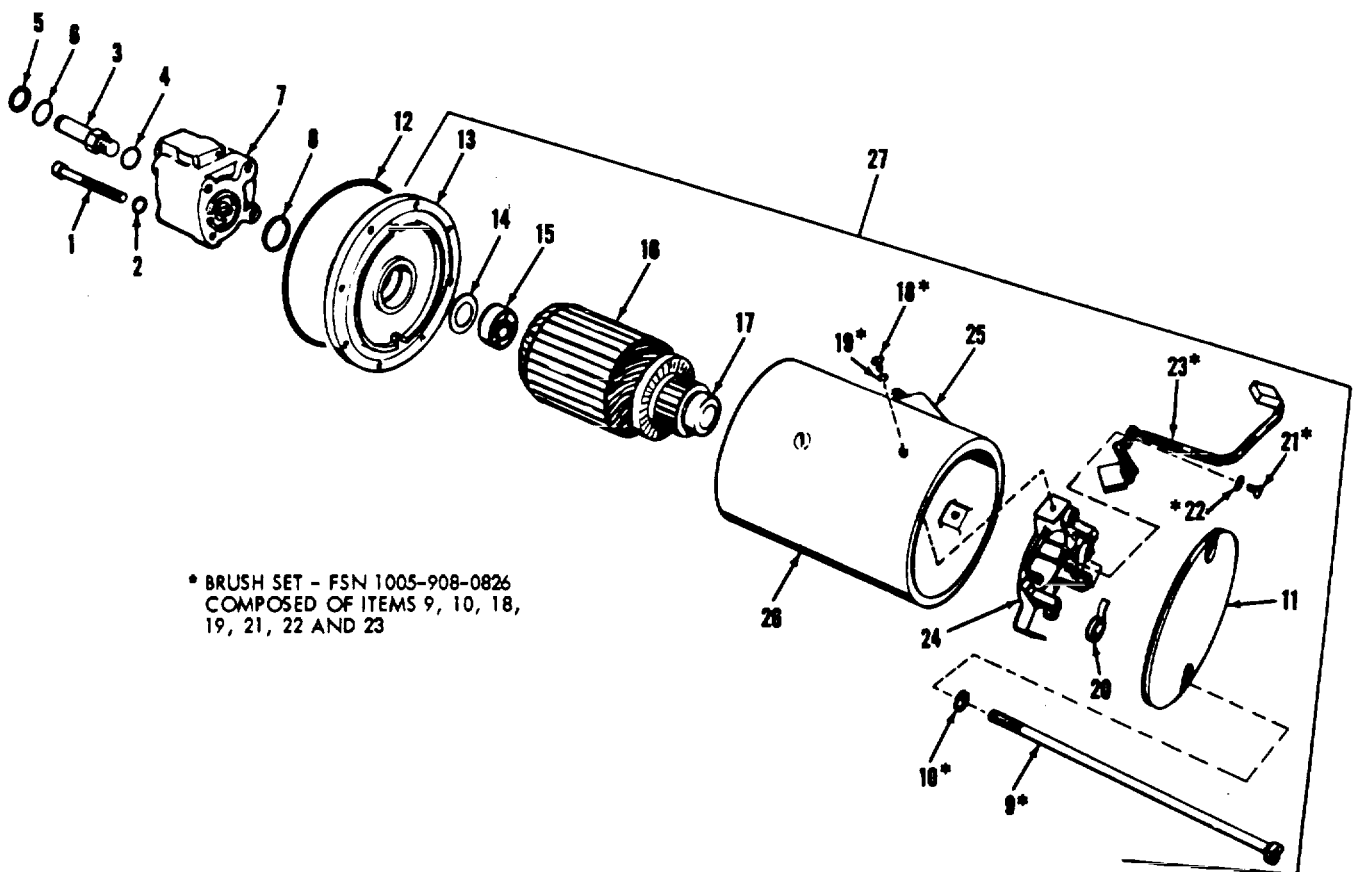
WE 67244

Figure 72. Control handle assembly (3 of 4).



WE 70340

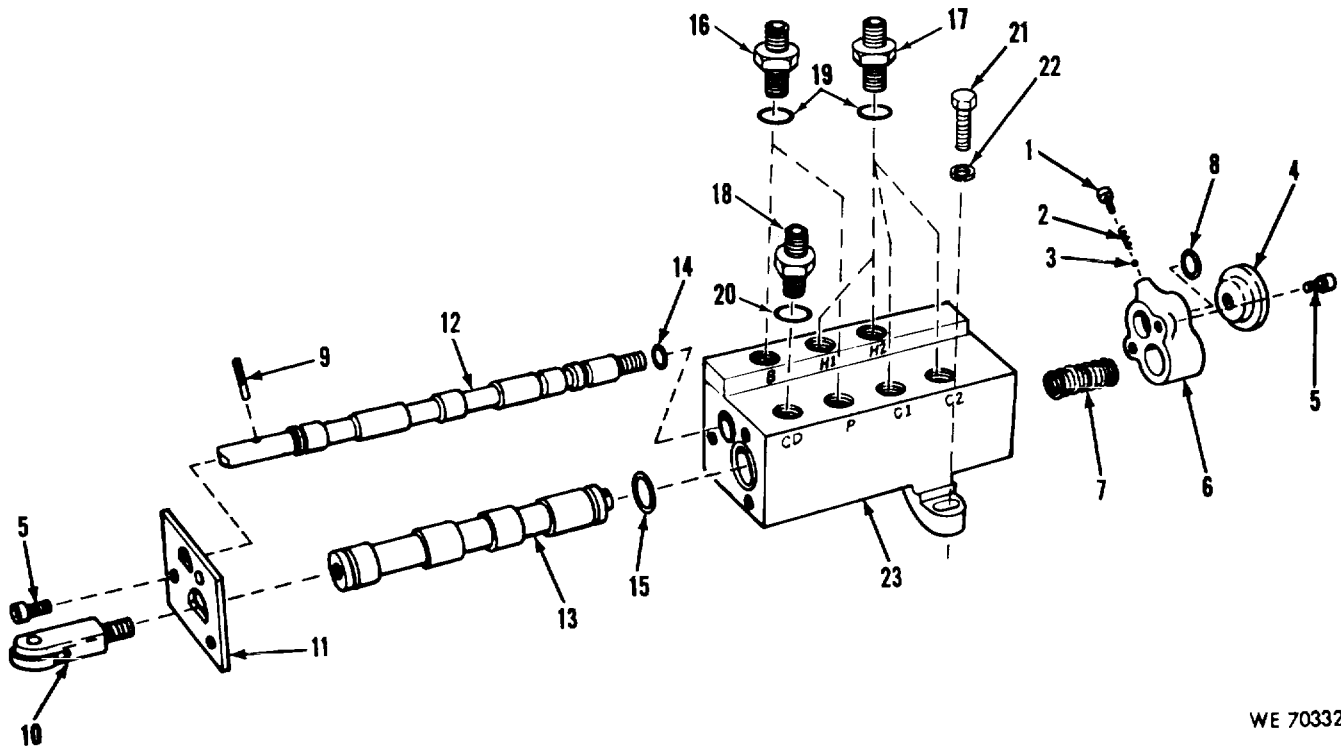
Figure 73. Control handle assembly (4 of 4).



* BRUSH SET - FSN 1005-908-0826
 COMPOSED OF ITEMS 9, 10, 18,
 19, 21, 22 AND 23

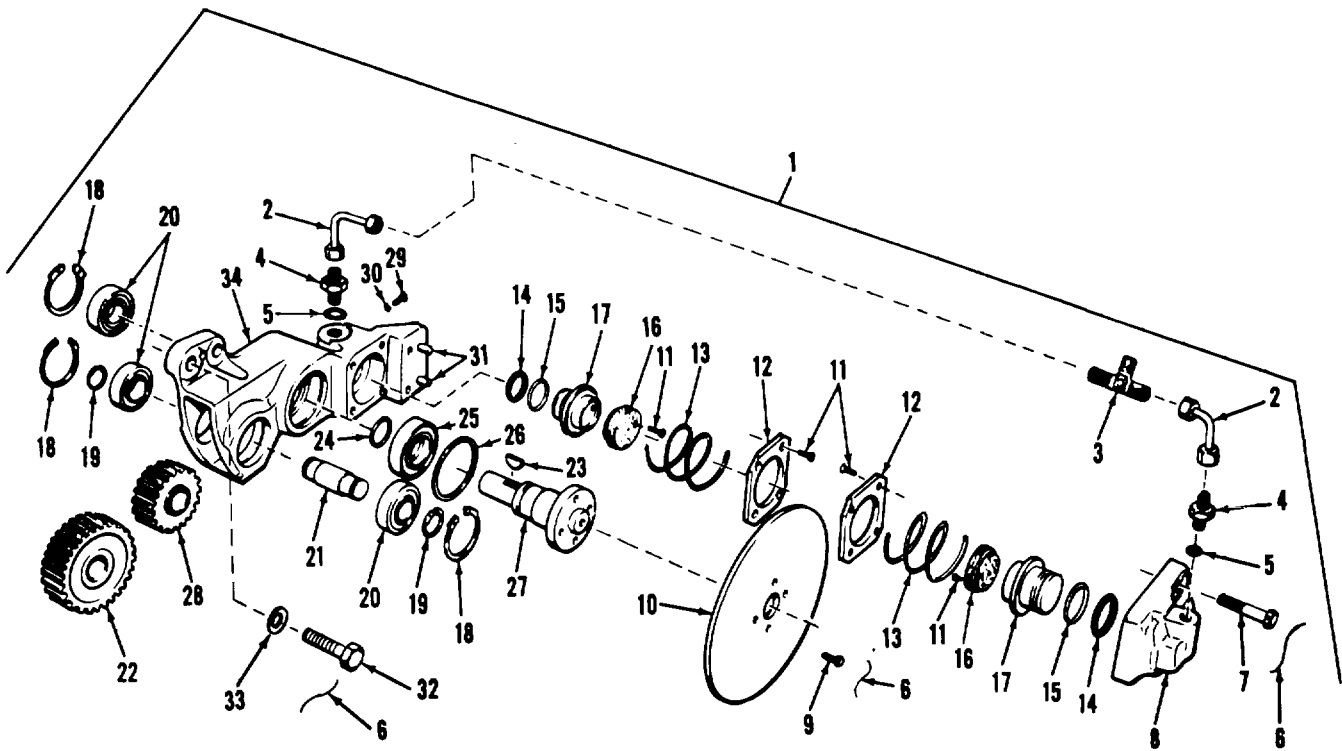
WE 70339

Figure 74. Motor and pump assembly.



WE 70332

Figure 75. Intrrupter valve assembly.



WE 70331

Figure 76. Interrupter brake housing assembly.

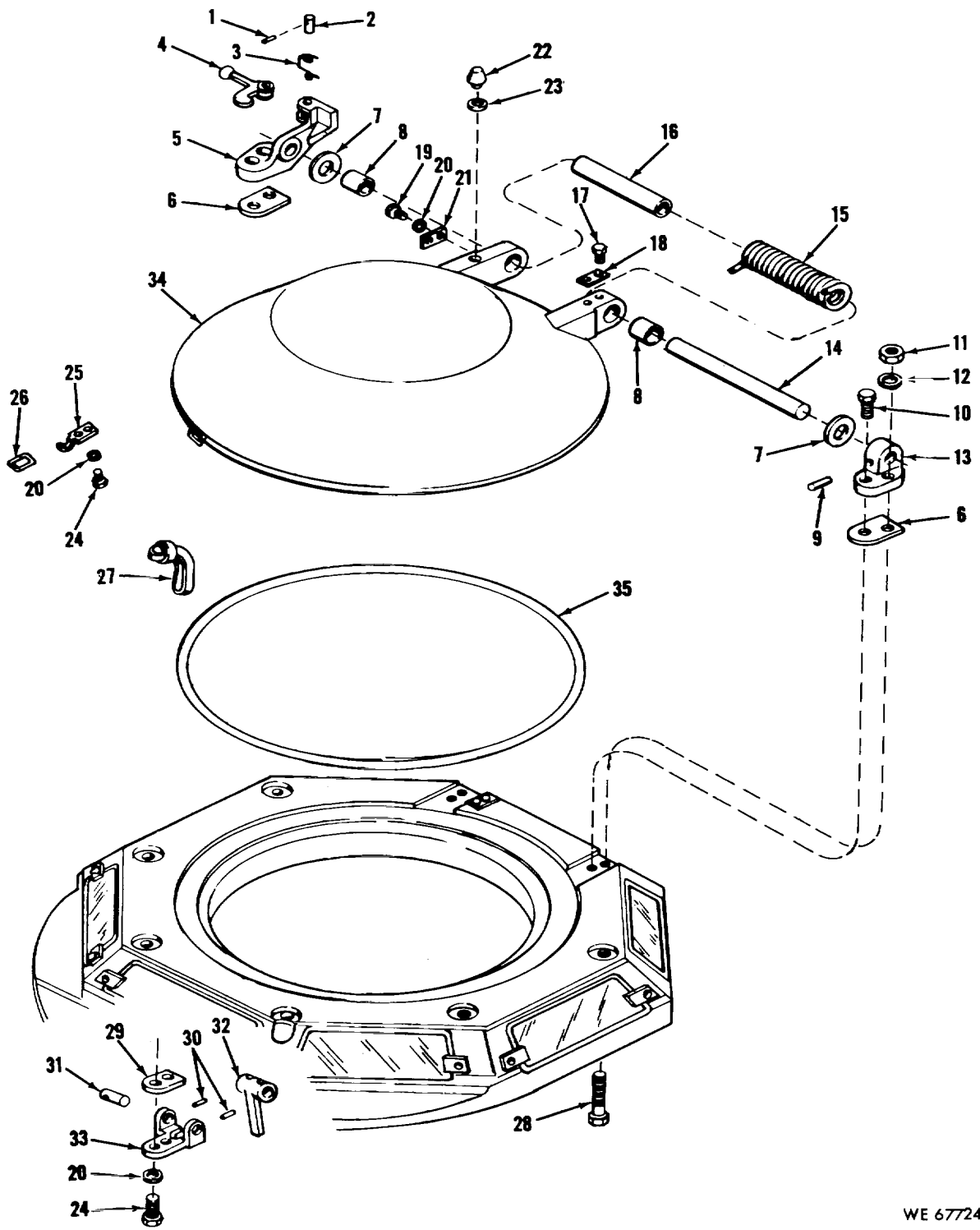
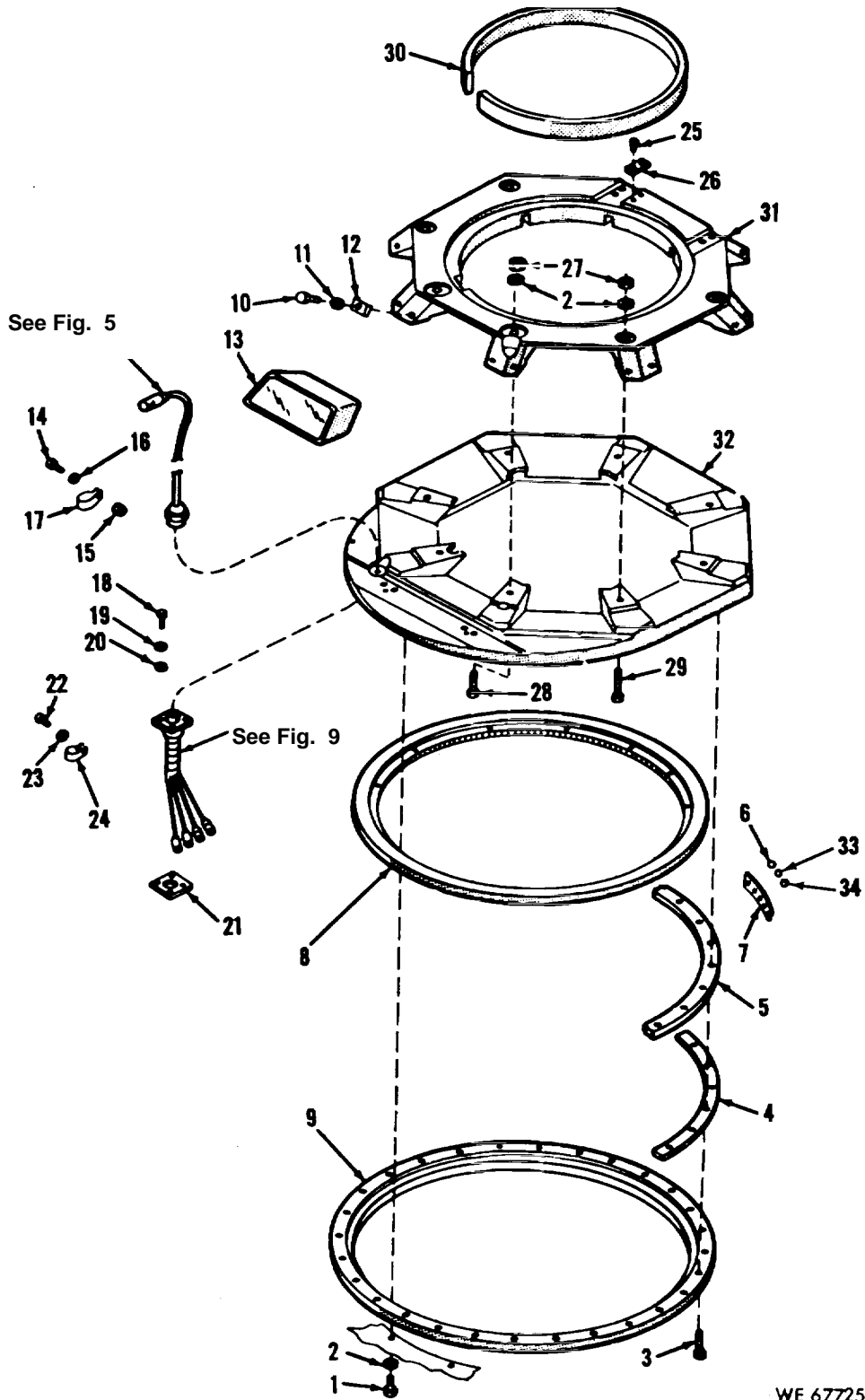


Figure 77. Hatch cover and related parts.

WE 67724



WE 67725

Figure 78. Vision blocks, supports and cushioning pads.

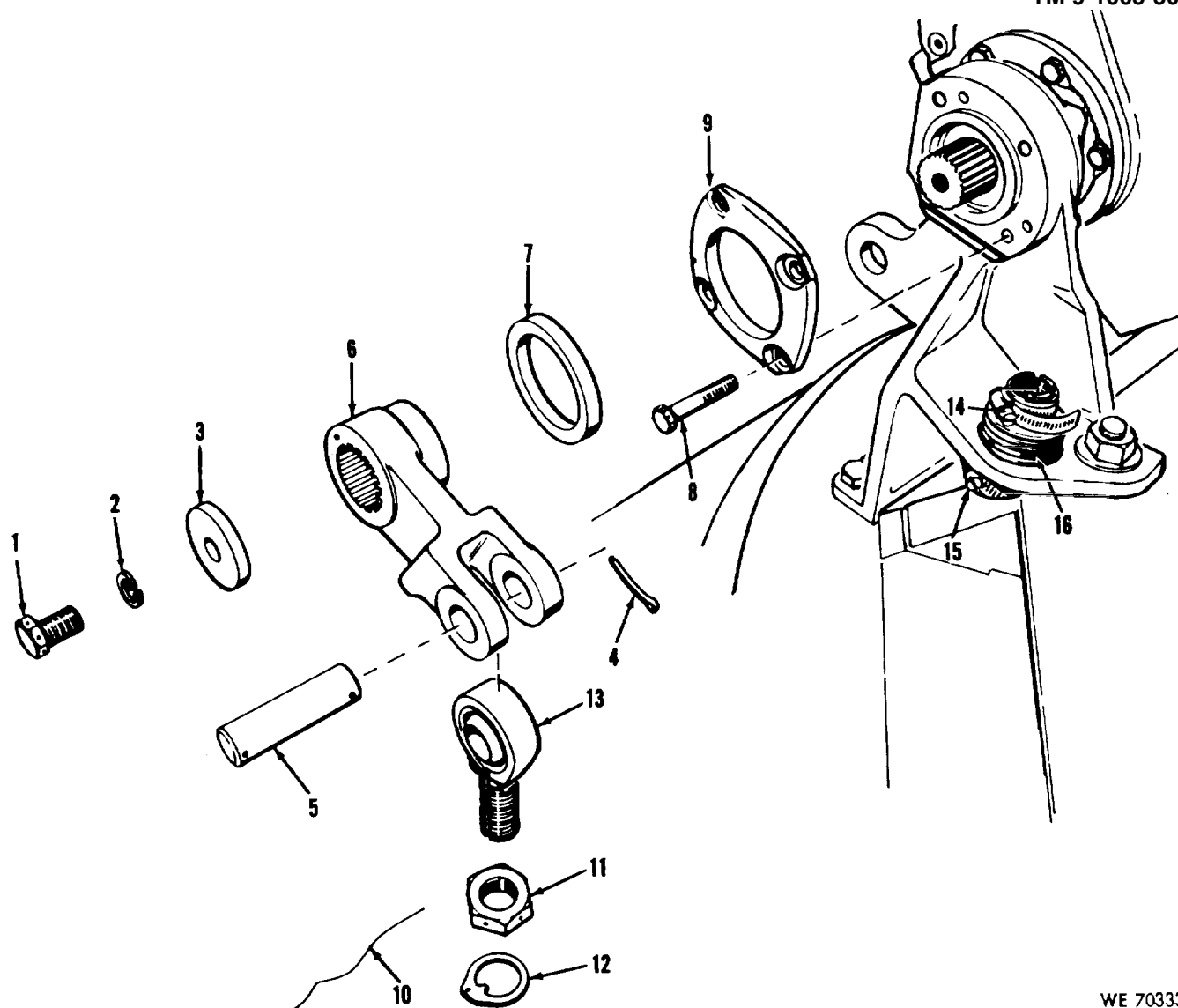


Figure 79. Elevating mechanism, upper portion.

WE 70333

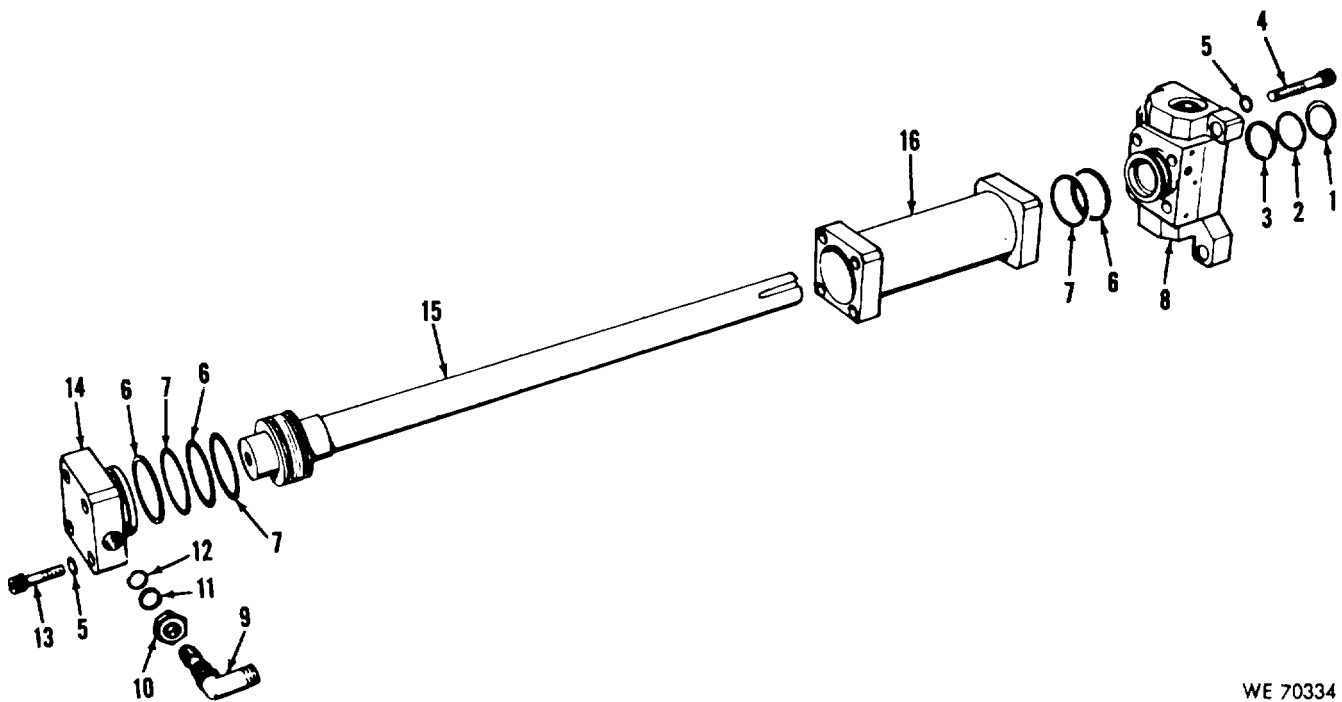


Figure 80. Elevating mechanism, lower portion (1 of 2).

WE 70334

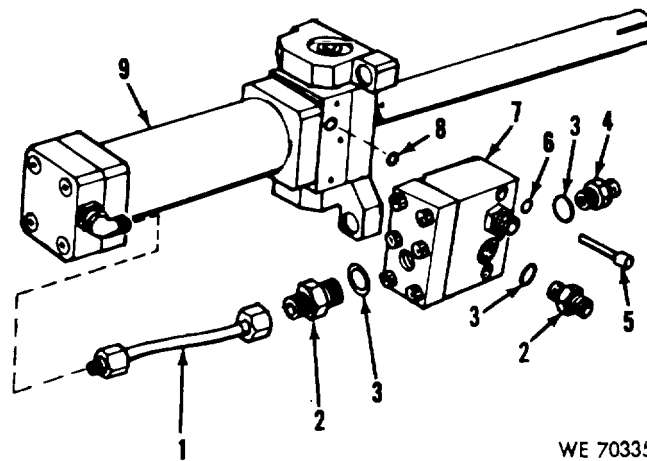
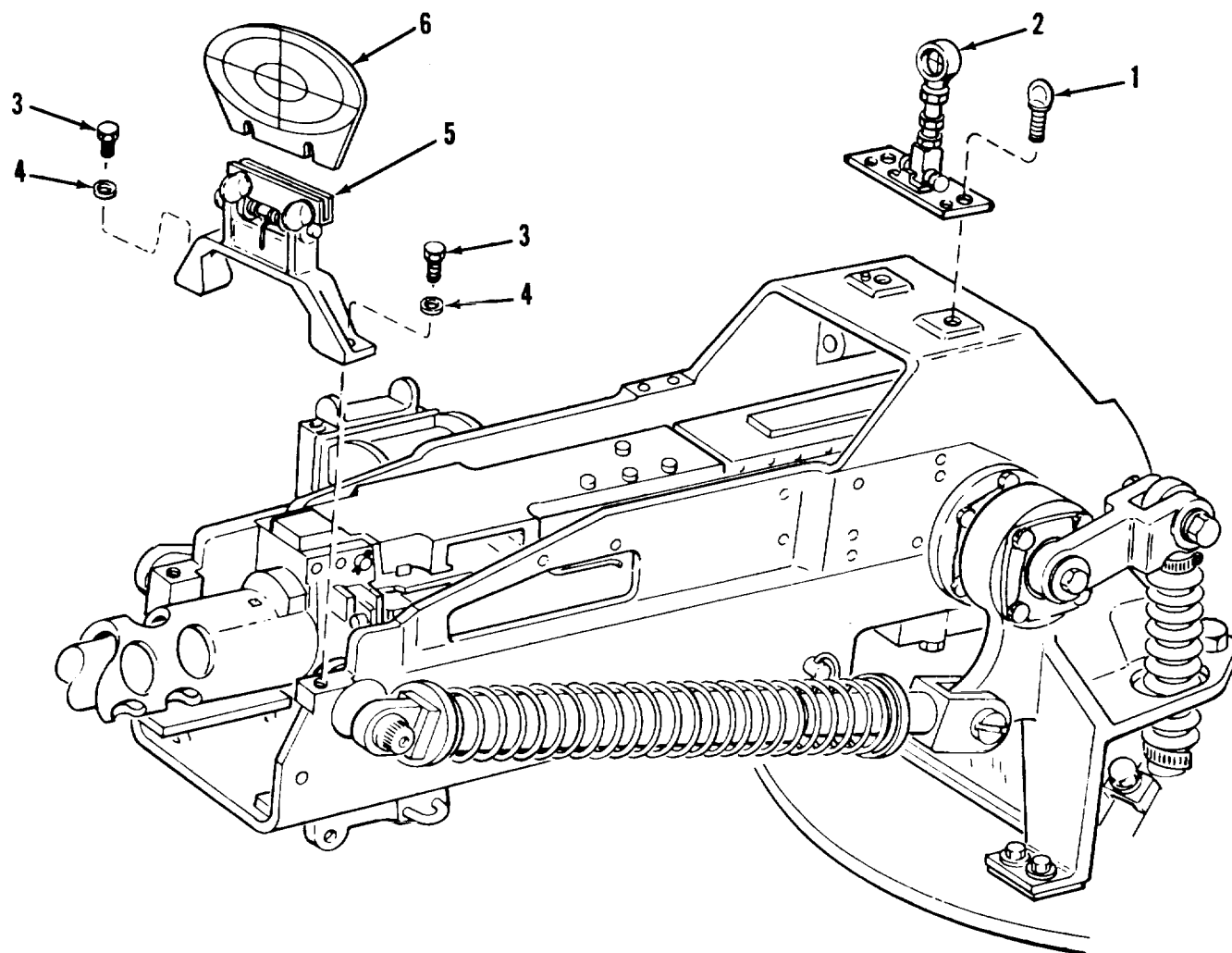


Figure 81. Elevating mechanism, lower portion (2 of 2).

WE 70335



WE 70346

Figure 82. Front and rear sight, gun cradle assembly.

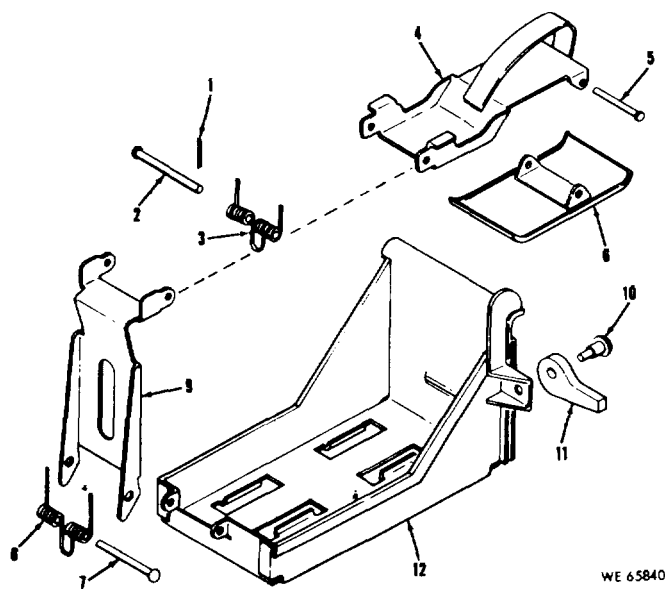


Figure 83. Ammunition box tray assembly caliber .50, machine gun M2.

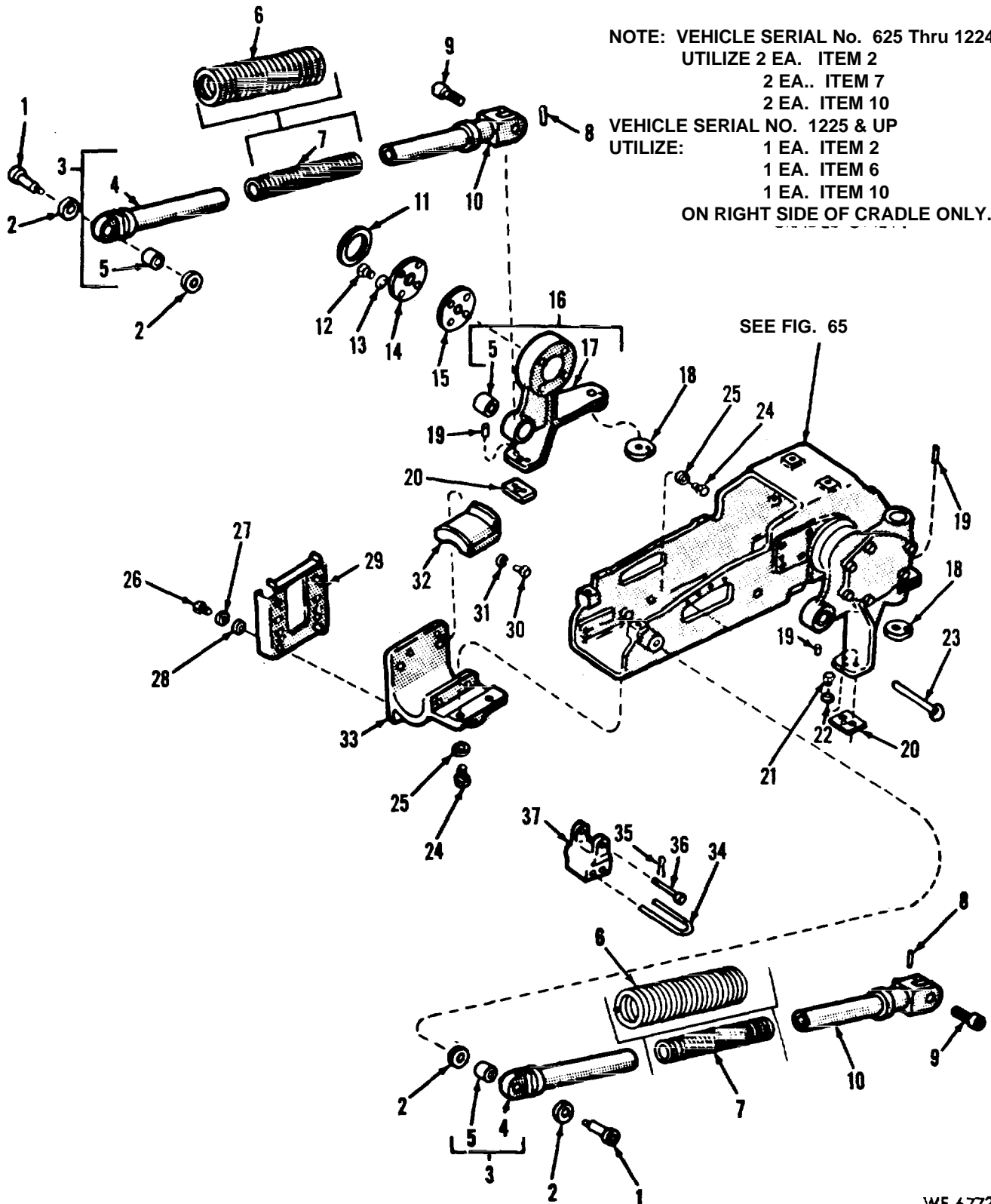
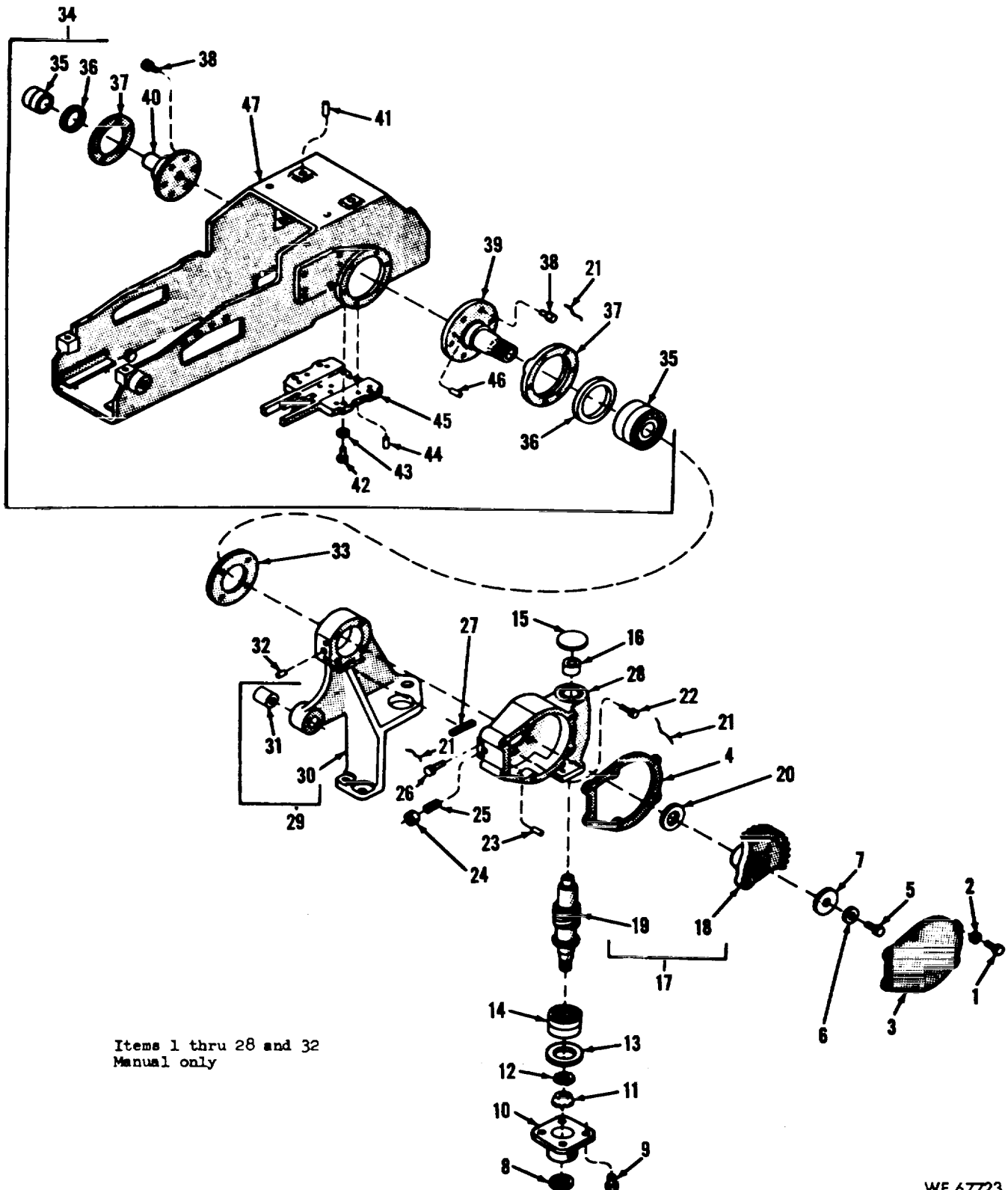


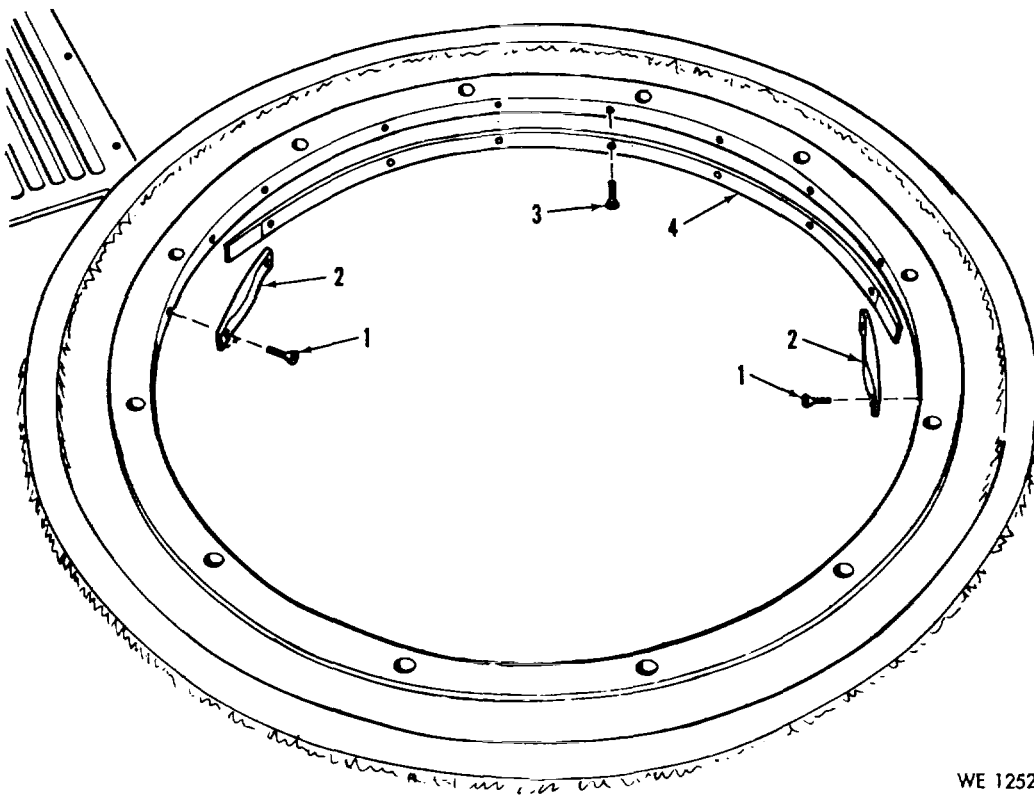
Figure 84. Equilibrator and right cradle support assembly.

WE 67722



WE 67723

Figure 85. Gun cradle left support and upper elevating mechanism assembly.



WE 12529

Figure 86. Interrupter cam.


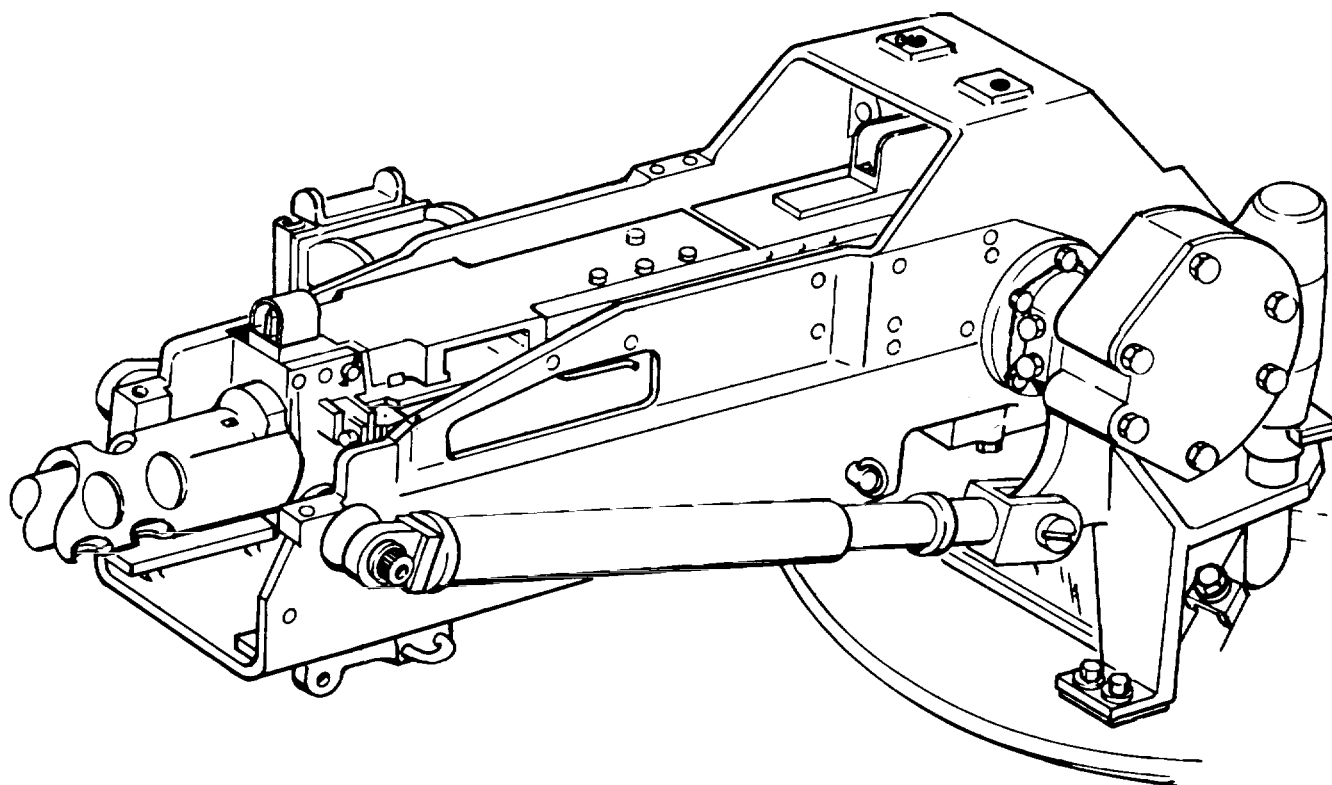


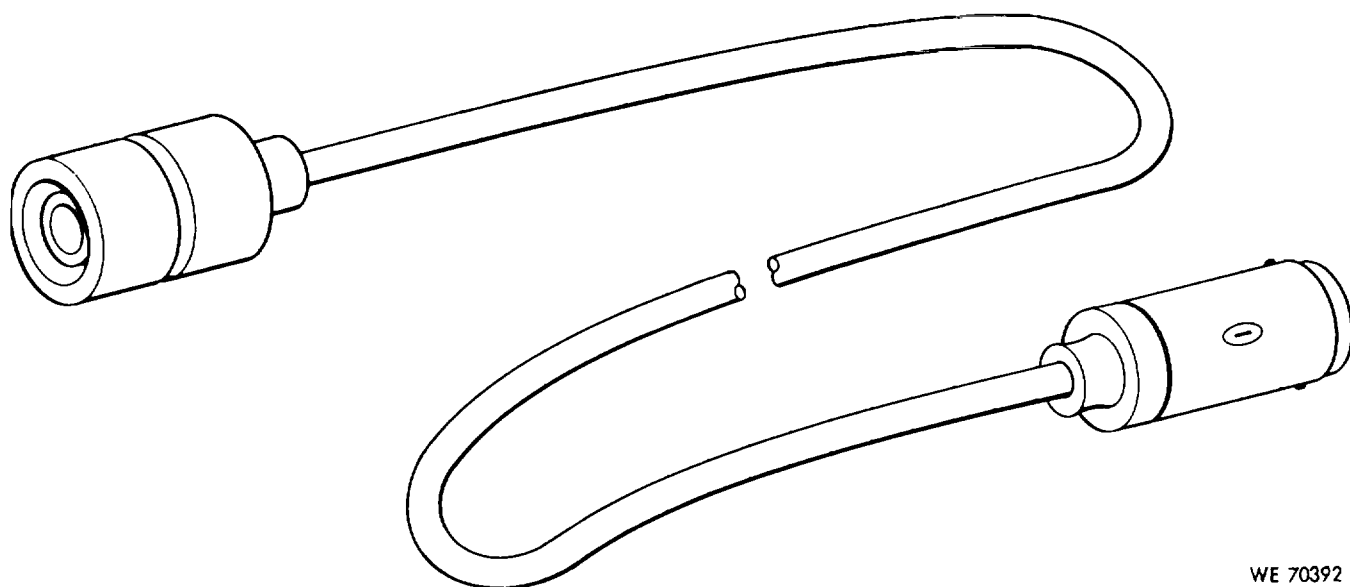
Figure 87. Cupola interior view with components (M26 manual).



M26 MANUAL OPERATED CUPOLA FRONT AND REAR SIGHTS
REMOVED

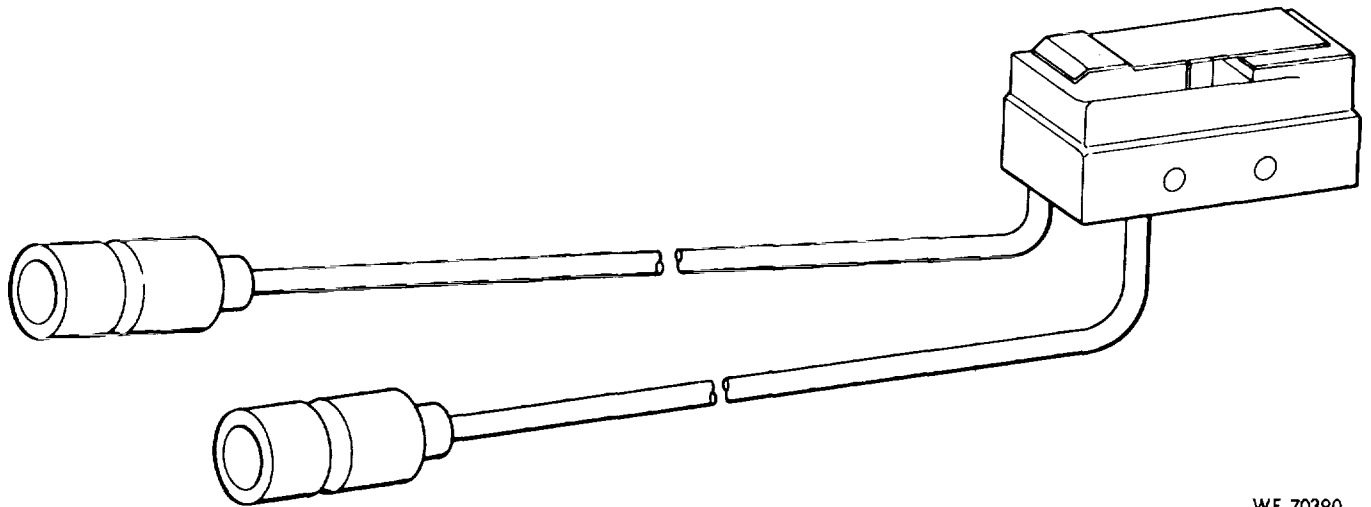
WE 67721

Figure 88. Manually operated cupola, exterior gun cradle with front and rear sights removed.



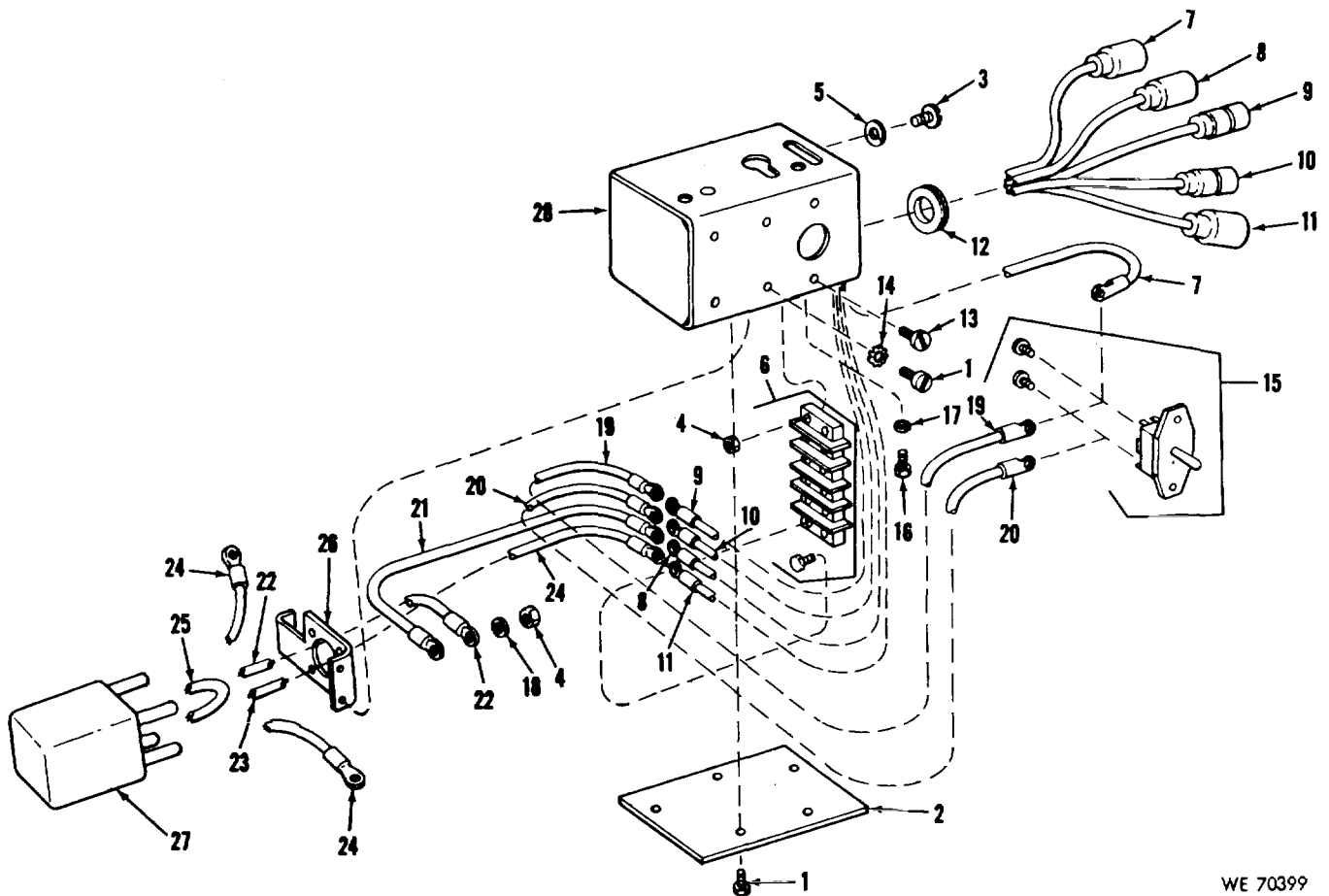
WE 70392

Figure 89. Wiring harness, cupola to hull.



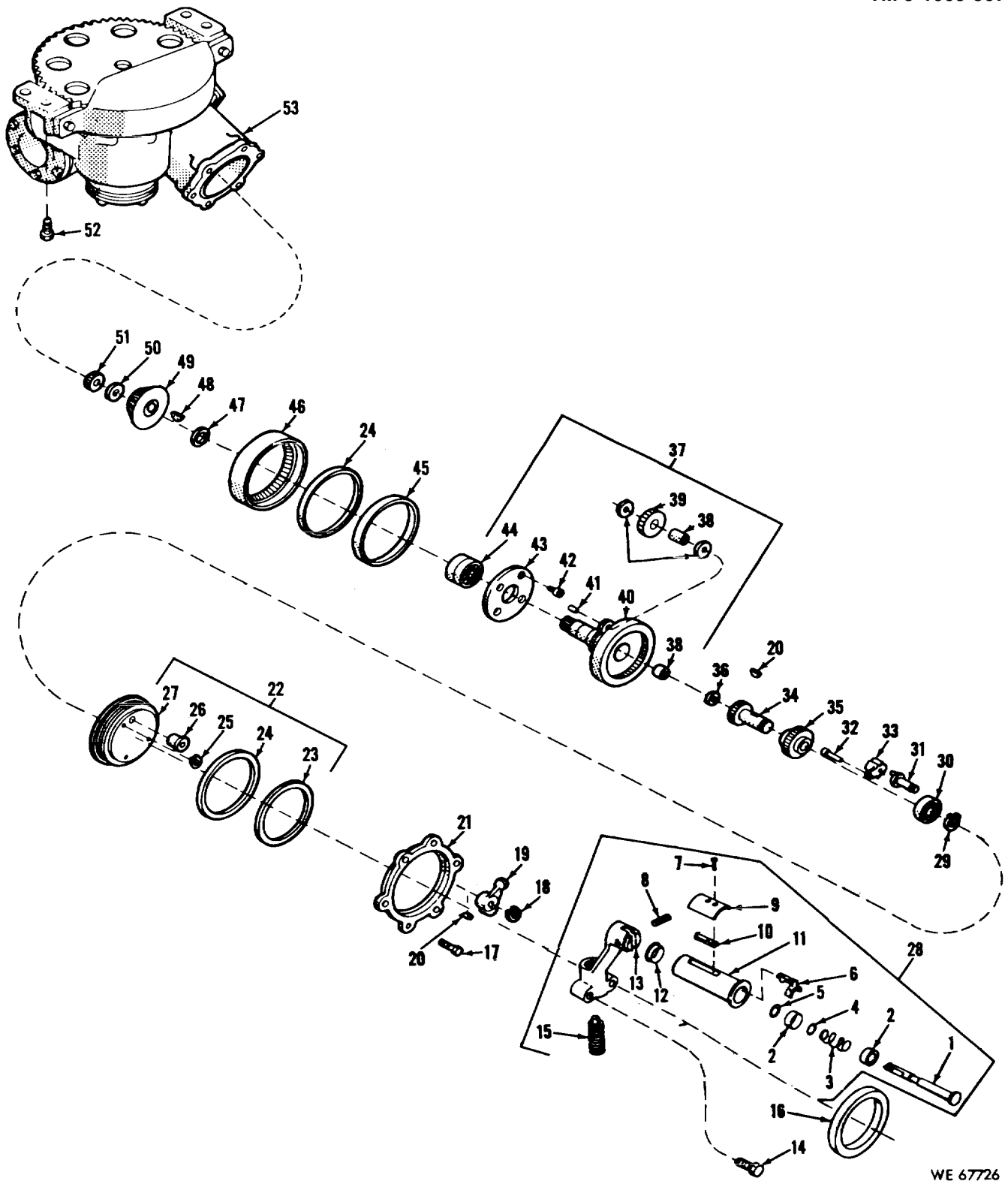
WE 70390

Figure 90. Switch assembly, machine gun firing.



WE 70399

Figure 91. Fire control box assembly.



WE 67726

Figure 92. Traverse bevel drive assembly and handle.

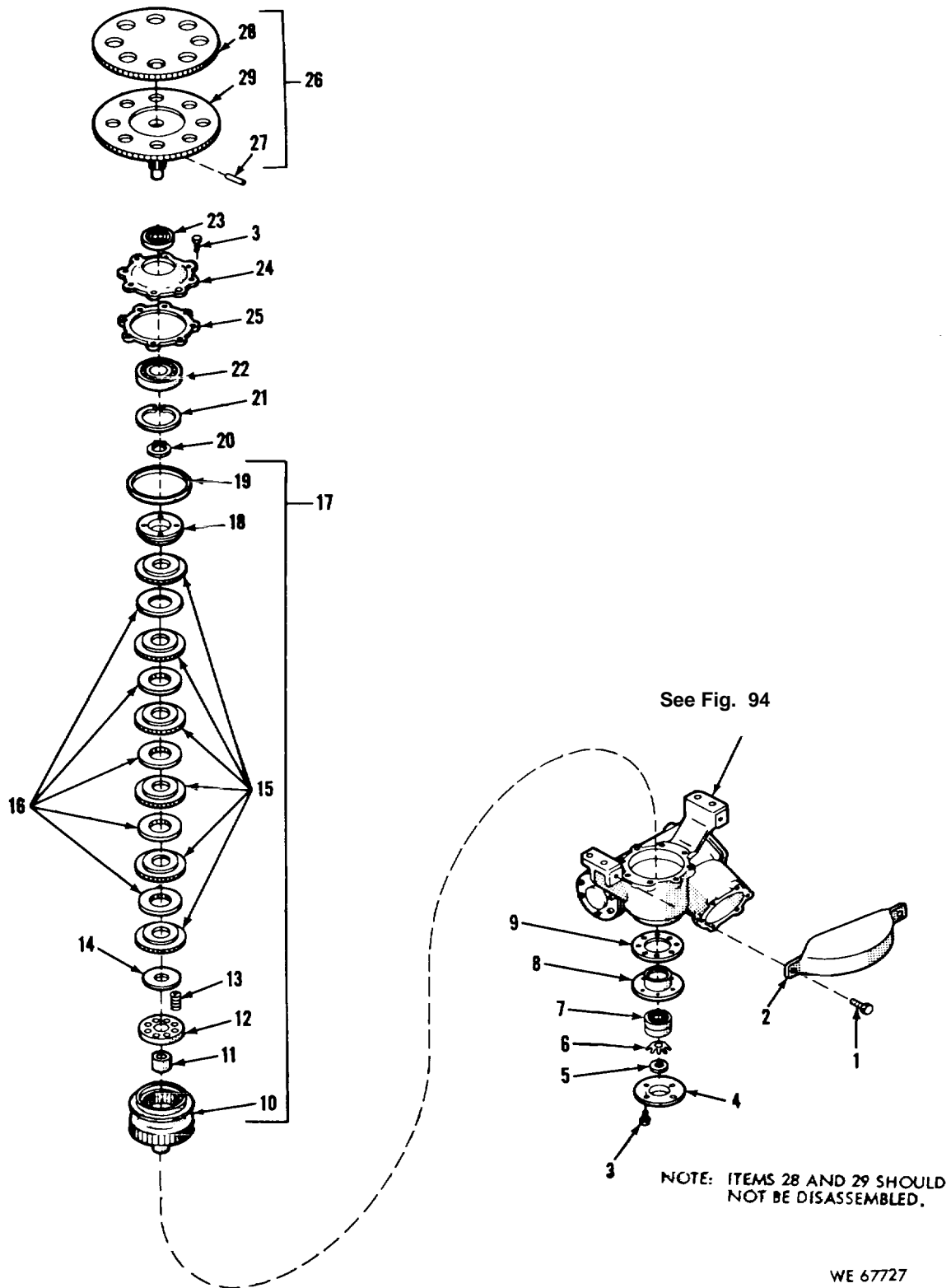
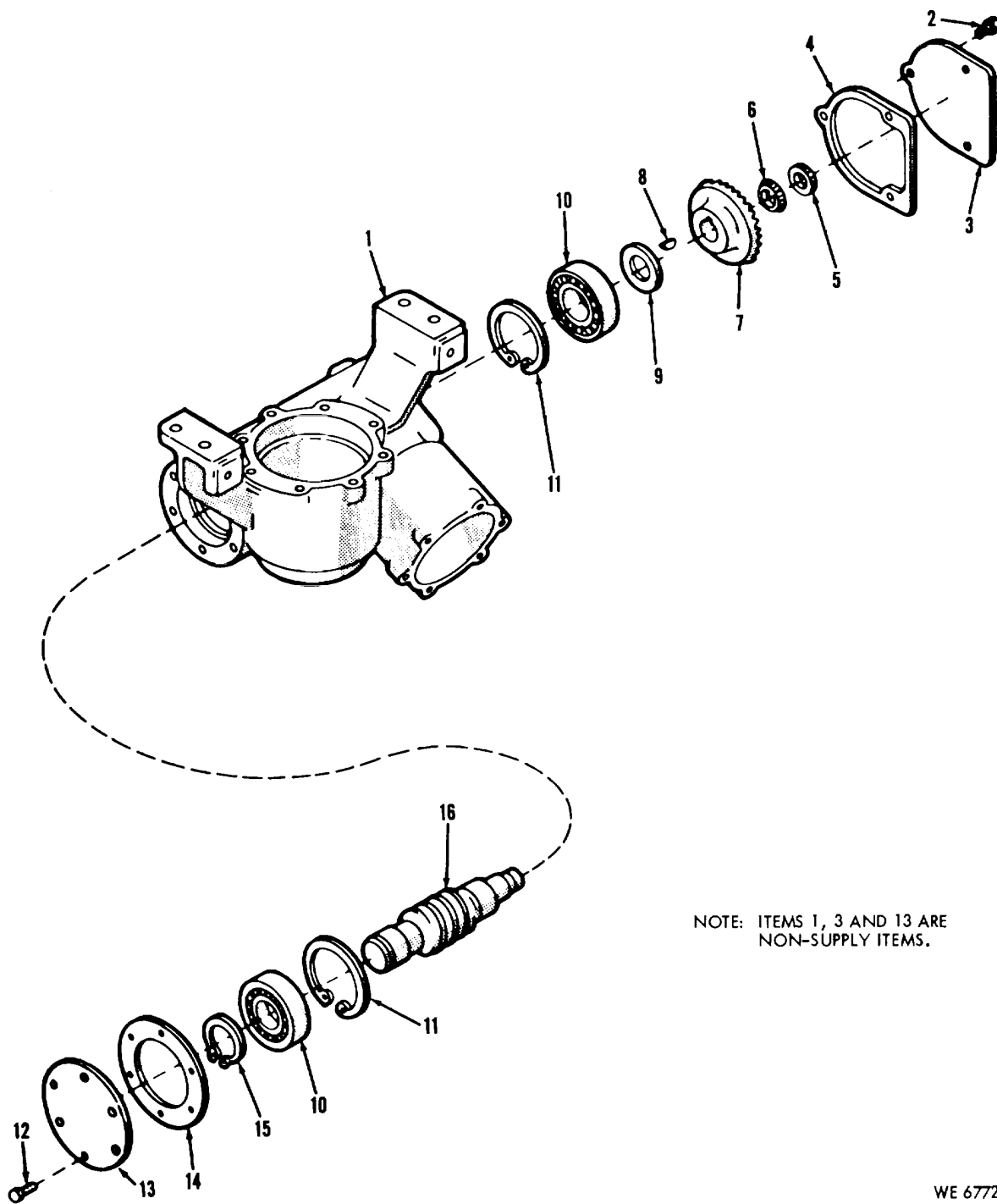


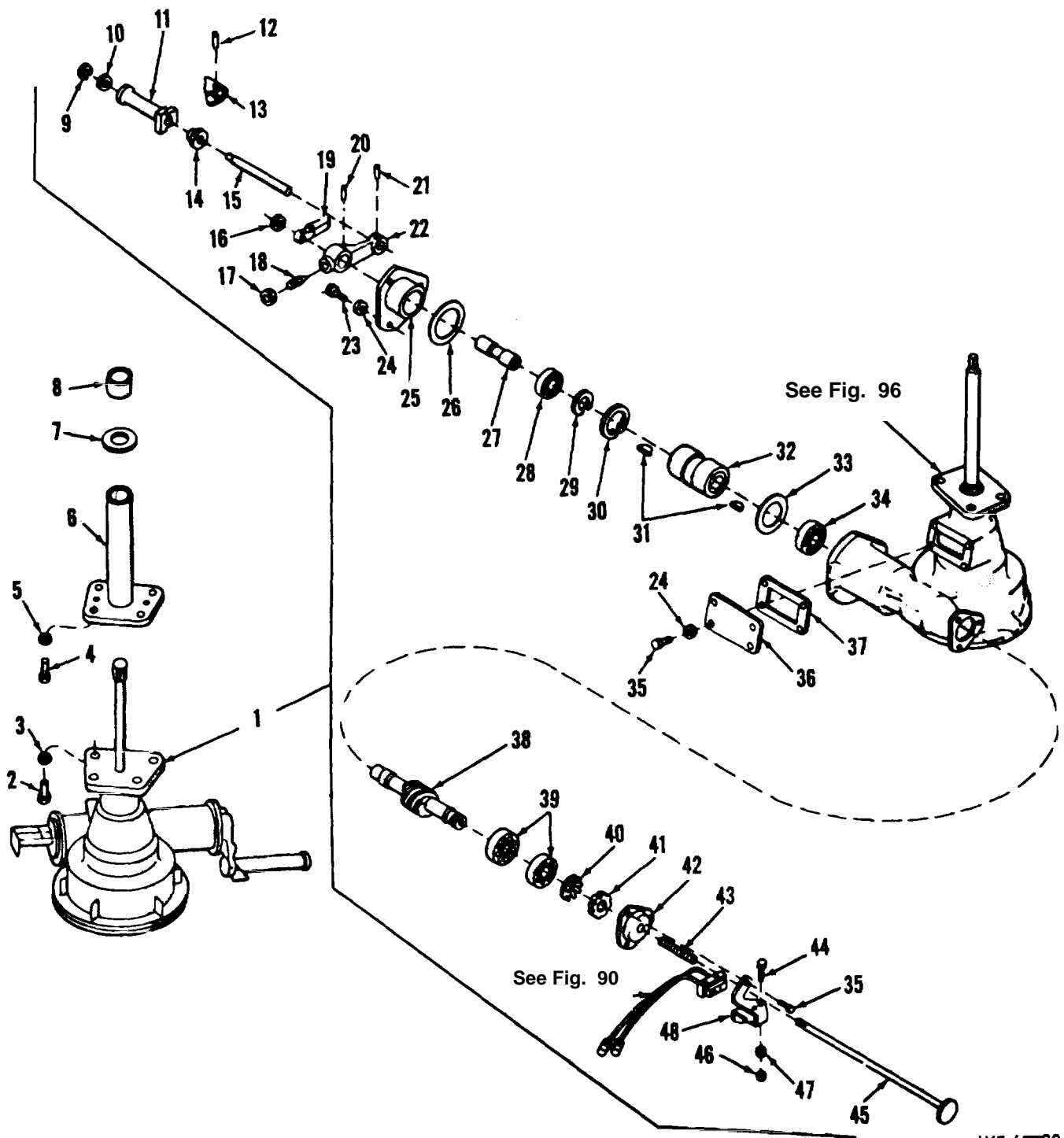
Figure 93. Traverse spur gear clutch assembly and bearings.



NOTE: ITEMS 1, 3 AND 13 ARE
NON-SUPPLY ITEMS.

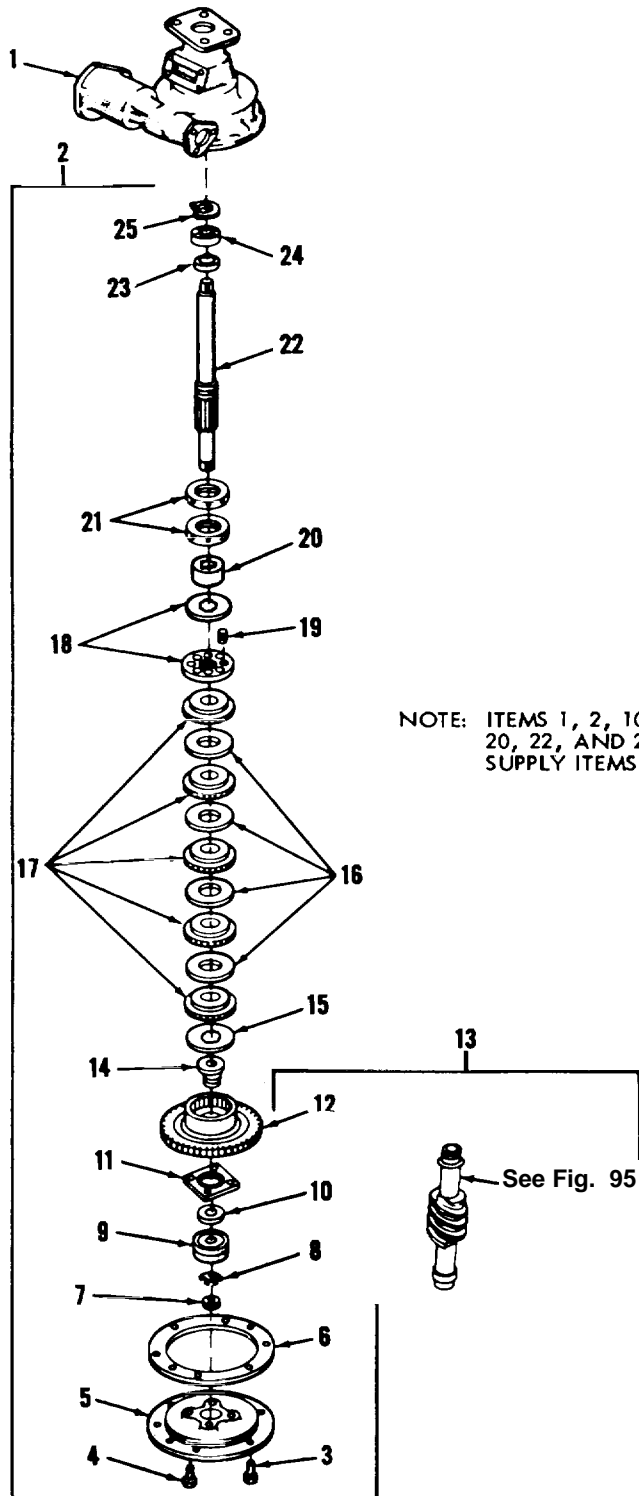
WE 67728

Figure 94. Traverse mechanism housing and worm gear group.



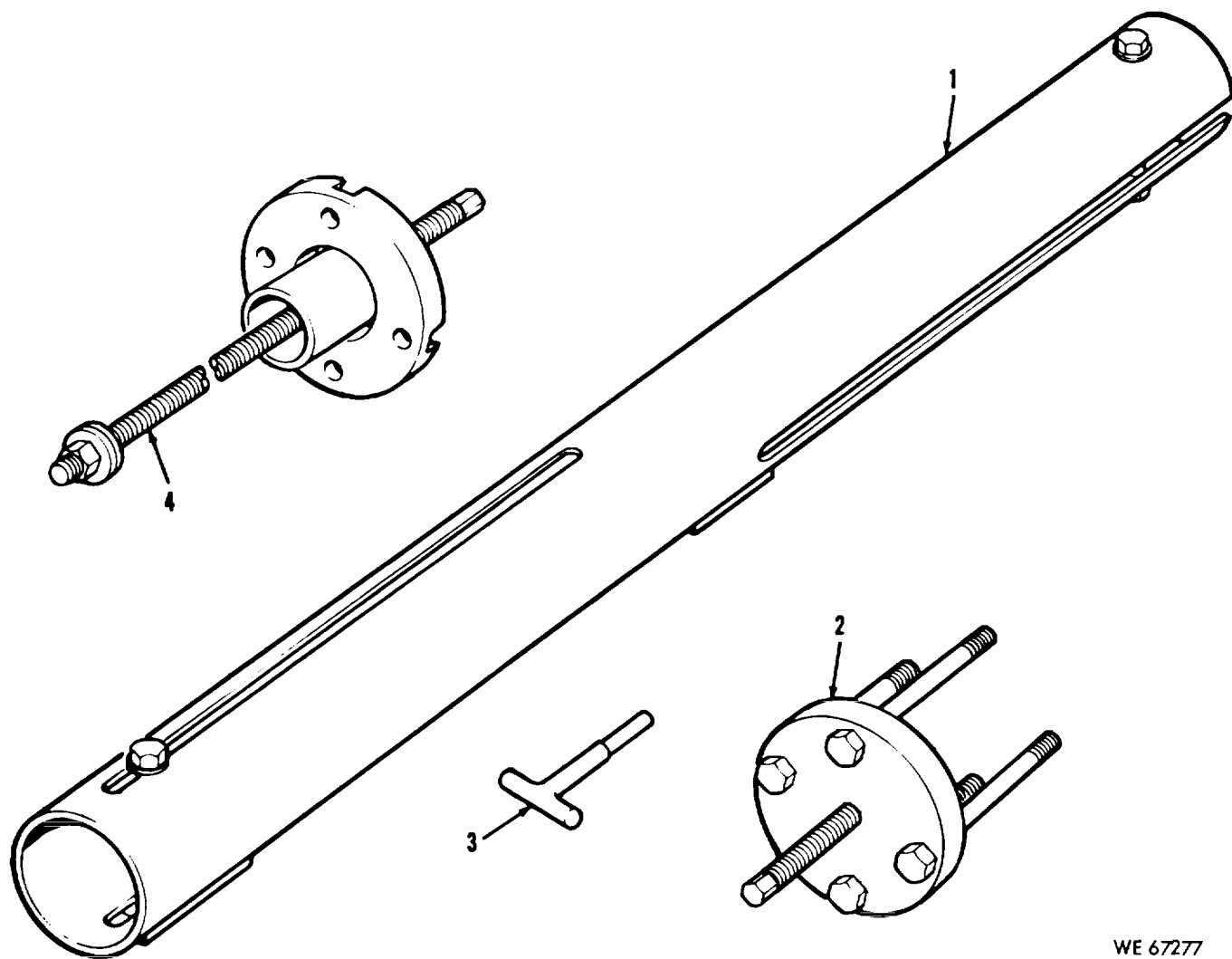
WE 67729

Figure 95. Elevating mechanism lower housing drive handle.



WE 67730

Figure 96. Elevating mechanism lower housing shaft and clutch assembly.



WE 67277

Figure 97. Special tools for the M26 manual supplemental direct and general support.




Figure 98. Special tools and equipment for direct and general support (XM27 and M26 power).

Section VI. FEDERAL STOCK NUMBER AND REFERENCE
NUMBER INDEX

STOCK NUMBER	FIGURE NO	ITEM NO	STOCK NUMBER	FIGURE NO	ITEM NO
1005-021-2431	52	13	1005-052-3764	55	3
1005-021-2432	52	16	1005-052-3765	55	4
1005-021-2433	52	35	1005-052-3766	55	14
1005-021-2434	56	5	1005-052-3770	55	22
1005-021-2435	52	5	1005-052-3877	47	45
1005-021-2436	52	4	1005-052-3778	55	11
1005-021-2437	45	19	1005-052-3781	55	9
1005-021-2438	53	47	1005-052-3784	55	48
1005-021-2439	53	14	1005-052-3785	55	47
1005-021-2441	53	3	1005-052-3787	54	5
1005-021-2443	53	9	1005-052-3788	54	2
1005-021-2444	53	32	1005-052-3789	54	8
1005-021-2445	54	17	1005-052-3794	54	14
1005-021-2446	54	21	1005-052-3794	55	45
1005-021-2447	40	12	1005-052-3796	54	22
1005-021-2448	53	26	1005-052-3797	46	19
1005-021-2449	47	11	1005-052-3799	46	6
1005-021-2450	47	13	1005-052-3800	39	4
1005-021-2453	50	24	1005-052-3801	39	3
1005-021-2454	47	6	1005-052-3811	36	15
1005-021-2455	47	26	1005-052-3815	56	18
1005-021-2457	52	34	1005-052-3832	56	35
1005-021-2458	52	26	1005-052-3833	43	7
1005-021-2459	13	19	1005-052-3834	43	8
1005-021-2460	14	12	1005-052-3841	52	21
1005-021-2461	52	8	1005-052-3846	49	14
1005-021-2462	52	31	1005-052-3849	49	16
1005-023-5871	56	14	1005-052-3850	49	5
1005-023-5872	52	15	1005-052-3852	49	8
1005-023-5875	53	46	1005-052-3859	41	1
1005-023-5884	53	45	1005-052-3861	34	41
1005-023-5890	53	12	1005-052-3862	10	1
1005-023-5894	52	19	1005-052-3863	9	1
1005-023-5898	44	1	1005-052-3865	11	8
1005-027-2509	56	12	1005-052-3868	12	4
1005-034-4254	53	31	1005-054-8431	55	18
1005-034-4301	52	9	1005-054-8438	55	32
1005-034-4305	56	9	1005-055-9972	57	9
1005-034-4329	53	7	1005-055-9974	45	31
1005-034-4331	47	24	1005-055-9978	53	15
1005-034-4336	47	28	1005-055-9979	53	15
1005-034-4343	47	23	1005-052-0000	53	15
1005-034-4425	52	14	1005-056-0019	53	15
1005-034-4434	57	28	1005-057-7075	57	11
1005-034-4436	50	37	1005-057-7079	48	5
1005-034-4437	50	25	1005-057-7081	57	21
1005-034-4438	53	44	1005-057-7083	57	26
1005-034-4445	32	3	1005-057-7085	57	20
1005-034-4446	52	28	1005-057-7087	57	17
1005-042-5296	16	39	1005-057-7090	57	4
1005-052-3729	43	5	1005-057-7095	57	8
1005-052-3731	55	38	1005-062-4450	54	18
1005-052-3732	55	43	1005-062-4451	57	13
1005-052-3733	52	36	1005-062-4454	57	15
1005-052-3734	52	10	1005-063-0062	57	23
1005-052-3735	45	20	1005-052-0226	45	8
1005-052-3736	50	15	1005-064-4611	57	25
1005-052-3738	50	13	1005-065-7546	95	8
1005-052-3743	53	40	1005-066-2553	33	4
1005-052-3745	53	29	1005-066-2553	77	4
1005-052-3749	34	9	1005-071-0748	85	17
1005-052-3750	34	10	1005-073-0169	34	36
1005-052-3754	46	14	1005-073-0169	78	9
1005-052-3763	55	23	1005-082-0014	34	20

Section VI. FEDERAL STOCK NUMBER AND REFERENCE
NUMBER INDEX-Continued

STOCK NUMBER	FIGURE NO	ITEM NO	STOCK NUMBER	FIGURE NO	ITEM NO
1005-082-0014	77	33	1005-131-1913	28	13
1005-082-0015	77	16	1005-131-1914	28	18
1005-082-0044	47	1	1005-131-1925	18	3
1005-082-0047	58	6	1005-131-1927	23	27
1005-082-0048	81	9	1005-131-1929	21	32
1005-082-0053	46	1	1005-131-6202	26	10
1005-082-0057	53	1	1005-131-6203	29	13
1005-082-0058	4	1	1005-131-6204	23	26
1005-082-0058	13	1	1005-131-6223	28	12
1005-082-0065	64	6	1005-131-6224	21	35
1005-082-0069	58	3	1005-131-6225	25	44
1005-082-0069	62	11	1005-131-6226	28	21
1005-087-8395	57	14	1005-131-6227	37	27
1005-102-3687	16	36	1005-131-6228	18	26
1005-102-6788	36	8	1005-131-6229	19	7
1005-102-6788	84	10	1005-131-6230	28	20
1005-102-6789	36	5	1005-131-6231	28	3
1005-102-6789	84	3	1005-131-6232	17	6
1005-102-8904	84	37	1005-131-6233	25	47
1005-104-9457	69	6	1005-131-6234	20	8
1005-126-9595	66	23	1005-131-6235	20	5
1005-126-9967	69	3	1005-131-6242	19	16
1005-129-5735	20	3	1005-131-6243	19	20
1005-130-5820	20	11	1005-131-6244	21	16
1005-130-5466	25	13	1005-131-6245	19	22
1005-130-5476	38	8	1005-131-6247	19	15
1005-130-5477	38	12	1005-131-6249	29	14
1005-130-5493	25	35	1005-131-6251	18	19
1005-130-5495	23	2	1005-131-6255	17	28
1005-130-5496	19	32	1005-131-6256	29	4
1005-130-5497	35	30	1005-131-6257	26	8
1005-130-5498	37	15	1005-131-6258	17	33
1005-130-5500	26	9	1005-131-6260	23	18
1005-130-5511	25	18	1005-131-6262	23	16
1005-130-5512	25	27	1005-131-6263	18	28
1005-130-5513	23	12	1005-131-6264	37	21
1005-130-5515	18	37	1005-131-6266	25	9
1005-130-5516	18	9	1005-131-6267	29	9
1005-130-5519	38	5	1005-131-6268	27	10
1005-130-5521	25	15	1005-131-6269	21	9
1005-130-5522	25	28	1005-131-6270	25	38
1005-130-5524	23	25	1005-131-6271	35	26
1005-130-5525	28	2	1005-131-6272	17	22
1005-130-5537	18	8	1005-131-6274	28	9
1005-130-5560	25	37	1005-131-6275	19	21
1005-130-5569	19	14	1005-131-6279	55	33
1005-130-5570	19	25	1005-131-6280	35	38
1005-130-5571	35	11	1005-132-0874	37	32
1005-130-5572	24	20	1005-132-0876	4	5
1005-130-5573	35	35	1005-132-0876	21	2
1005-130-5574	37	22	1005-132-0877	17	1
1005-131-5575	37	5	1005-132-0878	26	18
1005-131-1893	18	6	1005-132-0879	25	29
1005-131-4894	38	10	1005-132-0880	35	1
1005-131-1895	25	20	1005-132-0881	35	44
1005-131-1899	23	24	1005-132-0882	29	18
1005-131-1901	25	45	1005-132-0883	29	8
1005-131-1902	18	5	1005-132-0884	29	17
1005-131-1904	35	8	1005-132-0885	29	16
1005-131-1906	18	47	1005-132-0889	34	17
1005-131-1907	17	30	1005-132-0892	18	49
1005-131-1908	18	41	1005-132-0893	49	29
1005-131-1909	38	21	1005-132-0895	38	16
1005-131-1912	26	4	1005-132-4873	49	28

**Section VI. FEDERAL STOCK NUMBER AND REFERENCE
NUMBER INDEX-Continued**

STOCK NUMBER	FIGURE NO	ITEM NO	STOCK NUMBER	FIGURE NO	ITEM NO
1005-132-4875	38	11	1005-457-9338	48	12
1005-132-4876	48	4	1005-457-9343	36	45
1005-134-1179	95	1	1005-457-9348	36	36
1005-135-2448	15	15	1005-457-9350	36	28
1005-135-4537	25	40	1005-457-9352	36	43
1005-135-6669	19	31	1005-461-1050	87	7
1005-136-2236	28	14	1005-461-1051	87	3
1005-136-2297	18	33	1005-461-1051	92	53
1005-163-4878	1	10	1005-464-1291	84	14
1005-191-9076	18	7	1005-470-1667	15	34
1005-195-0897	22	1	1005-481-3674	49	21
1005-196-2745	35	15	1005-481-3675	49	20
1005-220-5171	38	19	1005-486-8295	45	1
1005-227-8066	550	9	1005-486-8297	38	1
1005-228-1614	35	18	1005-491-0377	13	5
1005-228-8031	37	30	1005-497-1948	16	33
1005-234-9593	16	44	1005-541-2817	83	11
1005-234-9658	16	42	1005-633-7900	83	6
1005-245-9407	34	15	1005-659-0078	83	12
1005-245-8407	77	18	1005-689-6219	33	22
1005-245-8407	78	26	1005-689-6219	77	13
1005-245-8410	77	14	1005-689-6220	39	12
1005-245-8414	34	3	1005-711-4359	83	4
1005-245-8414	78	12	1005-724-1523	42	6
1005-245-8415	33	29	1005-754-5276	33	14
1005-253-1388	47	3	1005-754-5276	77	23
1005-253-1390	47	21	1005-754-5278	82	2
1005-253-5880	38	6	1005-754-5280	8	-
1005-357-0286	50	33	1005-754-5281	16	29
1005-357-0313	47	48	1005-754-5281	58	2
1005-369-9002	37	17	1005-754-5283	66	3
1005-401-9565	47	36	1005-754-6525	34	23
1005-401-9566	37	7	1005-754-6525	77	32
1005-401-9567	37	8	1005-754-6578	85	34
1005-401-9568	17	12	1005-754-6615	79	6
1005-401-9569	18	34	1005-755-4868	79	16
1005-401-9570	17	17	1005-755-4869	5	3
1005-401-9571	17	16	1005-755-4871	60	-
1005-402-2196	17	11	1005-755-4872	16	13
1005-402-2197	47	35	1005-755-4873	16	12
1005-403-9501	34	42	1005-755-4874	16	14
1005-403-9502	34	29	1005-755-4875	16	40
1005-403-9503	34	28	1005-755-4877	16	38
1005-406-4625	51	11	1005-755-4878	66	6
1005-406-4626	50	28	1005-755-4879	66	7
1005-406-4627	50	26	1005-768-5365	34	34
1005-406-4628	34	13	1005-768-5365	78	5
1005-411-2573	40	4	1005-768-7078	34	35
1005-411-2574	40	11	1005-768-7079	34	35
1005-420-7806	47	19	1005-781-9385	92	4
1005-431-0328	58	1	1005-854-6566	52	22
1005-437-1189	35	22	1005-867-5343	67	21
1005-442-2283	37	1	1005-867-5344	67	26
1005-442-2285	37	14	1005-867-4345	23	19
1005-442-2287	16	28	1005-867-4345	67	3
1005-442-2288	43	1	1005-867-4347	80	16
1005-442-2289	24	9	1005-867-4349	64	10
1005-442-2289	68	10	1005-867-4351	65	39
1005-442-2291	47	20	1005-867-5352	65	25
1005-442-2292	47	15	1005-867-5353	18	51
1005-443-1012	28	8	1005-867-5353	65	7
1005-457-9330	36	41	1005-867-5357	65	31
1005-457-9330	85	37	1005-867-5358	70	23
1005-457-9331	36	44	1005-867-5360	74	3

**Section VI. FEDERAL STOCK NUMBER AND REFERENCE
NUMBER INDEX-Continued**

STOCK NUMBER	FIGURE NO	ITEM NO	STOCK NUMBER	FIGURE NO	ITEM NO
1005-867-5361	67	23	1005-868-6908	80	8
1005-867-5363	65	40	1005-868-6909	65	16
1005-867-5364	65	45	1005-868-6912	26	15
1005-867-5365	72	23	1005-868-6912	71	16
1005-867-5366	26	13	1005-868-6913	70	5
1005-867-5366	70	8	1005-868-6914	72	17
1005-867-5367	65	28	1005-868-6915	72	24
1005-867-5368	74	27	1005-868-6919	24	18
1005-867-5369	80	14	1005-868-6919	68	4
1005-867-5370	70	1	1005-868-6920	65	17
1005-867-5371	73	8	1005-868-6921	70	11
1005-867-5372	73	1	1005-868-6921	71	14
1005-867-5373	72	13	1005-868-8008	61	25
1005-867-5374	72	9	1005-868-8009	61	6
1005-867-5375	72	25	1005-868-8012	80	1
1005-867-5376	24	17	1005-868-8013	66	16
1005-867-5376	68	3	1005-868-8014	23	15
1005-867-5377	24	13	1005-868-8014	67	17
1005-867-5377	68	13	1005-868-8015	79	13
1005-867-5378	24	11	1005-868-8016	28	7
1005-867-5378	68	11	1005-868-8016	72	2
1005-867-5379	24	14	1005-876-9338	6	5
1005-867-5379	68	14	1005-903-7213	63	12
1005-867-5379	71	9	1005-903-7214	31	9
1005-867-6589	61	21	1005-903-7214	75	7
1005-867-6594	74	12	1005-903-7215	31	5
1005-867-6596	92	13	1005-903-7215	75	2
1005-867-6597	92	1	1005-903-8194	32	24
1005-867-6598	92	11	1005-903-8194	76	21
1005-867-6600	92	6	1005-904-2666	16	45
1005-867-6601	92	10	1005-904-5064	32	10
1005-867-6602	92	9	1005-904-5064	76	13
1005-867-6605	70	-	1005-904-8118	63	17
1005-867-6606	65	13	1005-904-8118	76	2
1005-867-8882	92	2	1005-906-6309	86	4
1005-868-6873	67	12	1005-906-6310	34	39
1005-868-6875	23	20	1005-906-6310	86	2
1005-868-6875	67	11	1005-906-6311	4	8
1005-868-6877	67	8	1005-906-6311	31	1
1005-868-6879	67	2	1005-906-6311	58	8
1005-868-6880	67	1	1005-906-6312	31	3
1005-868-6881	67	25	1005-906-6312	75	10
1005-868-6882	69	32	1005-907-0716	72	10
1005-868-6883	69	9	1005-907-4851	26	11
1005-868-6885	69	24	1005-907-4851	70	18
1005-868-6887	69	25	1005-908-0820	74	13
1005-868-6888	69	15	1005-908-0821	74	16
1005-868-6890	81	1	1005-908-0822	74	11
1005-868-6891	72	21	1005-908-0827	74	26
1005-868-6892	64	9	1005-908-0828	74	24
1005-868-6893	64	5	1005-908-0829	74	20
1005-868-6894	65	11	1005-908-5944	32	9
1005-868-6895	65	12	1005-908-5944	76	12
1005-868-6896	65	10	1005-908-5945	62	3
1005-868-6897	65	9	1005-908-5946	62	4
1005-868-6899	17	31	1005-908-5947	32	12
1005-868-6899	74	7	1005-908-5947	76	17
1005-868-6900	73	3	1005-908-5948	32	20
1005-868-6901	73	2	1005-908-5948	76	10
1005-868-6902	73	4	1005-908-5949	32	5
1005-868-6904	70	20	1005-908-5949	76	1
1005-868-6905	67	9	1005-908-5952	32	31
1005-868-6906	69	5	1005-908-5952	76	27
1005-868-6907	80	15	1005-908-7371	63	4

Section VI. FEDERAL STOCK NUMBER AND REFERENCE
NUMBER INDEX-Continued

STOCK NUMBER	FIGURE NO	ITEM NO	STOCK NUMBER	FIGURE NO	ITEM NO
1005-908-7372	63	3	1005-987-1296	95	32
1005-908-7373	63	8	1005-987-1302	93	13
1005-908-7374	63	16	1005-987-1302	96	19
1005-908-7375	63	15	1005-987-1309	96	24
1005-908-7376	63	11	1005-987-1310	91	27
1005-908-7377	63	5	1005-991-9817	92	15
1005-908-7378	63	9	1005-991-0204	59	-
1005-908-7379	63	10	1005-991-0205	84	32
1005-908-8267	32	11	1005-991-0253	91	25
1005-908-8267	76	16	1005-991-0254	91	19
1005-911-1379	65	51	1005-991-0255	91	20
1005-911-3660	63	13	1005-991-0256	91	21
1005-928-3795	33	16	1005-991-0257	91	24
1005-928-3795	77	5	1005-991-0259	91	22
1005-928-3796	33	13	1005-991-0260	91	23
1005-928-3796	77	22	1005-991-6721	78	8
1005-930-5434	27	4	1005-991-6723	33	27
1005-930-5434	71	17	1005-991-6723	77	35
1005-933-1136	45	4	1005-991-6725	33	26
1005-933-1139	50	7	1005-991-6725	77	27
1005-933-1142	50	20	1005-991-6726	34	21
1005-933-1143	49	15	1005-991-6726	77	29
1005-933-1144	49	7	1005-991-6727	33	24
1005-933-1145	49	13	1005-991-6727	77	26
1005-933-1146	49	4	1005-991-6728	33	25
1005-933-1148	50	6	1005-991-6728	77	25
1005-933-1149	45	13	1005-991-6730	33	17
1005-933-1150	45	27	1005-991-6730	77	6
1005-933-1152	45	21	1005-991-6732	78	30
1005-933-1153	42	5	1005-991-6734	33	20
1005-933-1154	42	3	1005-991-6734	77	15
1005-933-1155	36	35	1005-991-6737	40	3
1005-933-1156	36	33	1005-991-6737	82	6
1005-933-1157	50	36	1005-991-6739	36	37
1005-933-1158	34	32	1005-991-6739	84	20
1005-933-1163	45	9	1005-991-6740	36	38
1005-933-1164	41	3	1005-991-6740	84	18
1005-933-1165	41	4	1005-991-6741	94	16
1005-933-1166	41	5	1005-991-6744	94	9
1005-933-1167	41	6	1005-991-6745	93	26
1005-933-1168	41	7	1005-991-6746	93	10
1005-933-1169	41	8	1005-991-6747	93	16
1005-933-1170	41	9	1005-991-6747	96	16
1005-933-1171	41	10	1005-991-6749	93	9
1005-939-3958	40	10	1005-991-6751	92	34
1005-940-9995	24	16	1005-991-6753	92	37
1005-940-9995	68	1	1005-991-6754	92	33
1005-949-5760	70	26	1005-991-6757	92	31
1005-950-1252	82	5	1005-991-6760	92	19
1005-953-8990	33	5	1005-991-6761	92	47
1005-953-8990	77	3	1005-991-6764	95	43
1005-953-8992	93	15	1005-991-6767	96	6
1005-953-8992	96	17	1005-991-6769	85	32
1005-953-8993	91	9	1005-991-6770	36	40
1005-953-8994	91	10	1005-991-6770	84	15
1005-953-8995	91	8	1005-991-6770	85	33
1005-953-8996	91	11	1005-991-6771	85	20
1005-960-7586	36	7	1005-991-6774	89	-
1005-960-7586	84	6	1005-991-6775	7	7
1005-961-1308	33	12	1005-991-6775	87	2
1005-961-1308	77	21	1005-991-6777	96	13
1005-987-1286	84	34	1005-570-6966	38	9
1005-987-1289	96	18	1005-570-6971	81	4
1005-987-1293	91	7	1005-733-8195	64	3

**Section VI. FEDERAL STOCK NUMBER AND REFERENCE
NUMBER INDEX-Continued**

STOCK NUMBER	FIGURE NO	ITEM NO	STOCK NUMBER	FIGURE NO	ITEM NO
1240-087-7281	3	3	3110-142-4485	57	12
1240-087-7282	3	2	3110-144-8508	92	30
1240-764-6222	36	34	3110-144-8662	93	22
1240-782-9652	1	1	3110-144-8882	30	7
1240-930-4259	3	1	3110-151-9208	38	17
1290-089-1875	3	4	3110-155-8416	23	23
2510-057-7051	77	34	3110-155-8416	67	14
2520-656-0333	36	21	3110-155-8874	25	46
2590-695-9076	6	13	3110-155-8874	32	23
2590-695-9076	7	15	3110-155-8874	76	20
2590-695-9076	9	7	3110-155-8894	32	28
2590-695-9076	10	3	3110-155-8894	76	25
2590-816-6641	90	-	3110-156-7528	93	7
2590-851-4918	47	38	3110-156-7528	96	9
2590-851-4918	49	10	3110-183-9175	38	22
2590-937-0869	1	2	3110-184-0012	95	34
2590-973-1176	34	4	3110-198-2923	57	18
2590-973-1176	78	13	3110-198-2927	57	19
2590-973-1176	87	6	3110-214-0902	34	33
5640-222-4525	64	1	3110-214-0902	78	33
2640-240-2061	64	2	3110-214-0903	78	34
2805-413-6178	62	12	3110-221-0312	25	39
2915-202-5939	55	24	3110-225-8309	92	51
2920-019-3974	16	5	3110-554-0020	25	41
3020-131-6221	25	42	3110-554-0020	69	28
3020-136-1203	25	2	3110-571-3937	85	16
3020-136-1204	25	4	3110-732-2818	53	43
3020-231-8741	56	6	3110-768-8536	78	6
3020-248-5789	56	7	3110-838-5033	24	19
3020-871-5669	34	31	3110-838-5033	68	5
3020-871-5669	78	8	3110-867-6590	69	31
3020-872-0928	69	29	3110-867-6591	69	26
3020-904-5065	32	25	3110-867-6593	28	19
3020-904-5065	76	22	3110-867-6593	72	20
3020-904-5066	32	27	3110-908-0823	74	15
3020-904-5066	76	28	3110-908-0825	74	17
3020-991-6742	94	7	3110-912-6266	92	24
3020-991-6752	92	35	3110-989-7713	95	28
3020-991-6756	92	46	3110-990-6442	85	14
3020-991-6758	92	49	3110-990-6442	95	39
3040-868-6884	69	27	3120-027-2506	56	11
3110-020-9330	93	19	3120-034-4252	56	10
3110-045-3810	92	50	3120-034-4253	56	13
3110-045-3811	93	6	3120-082-0015	33	21
3110-045-3811	94	6	3120-228-2851	36	29
3110-045-3811	96	8	3120-454-5989	35	45
3110-045-3812	85	12	3120-488-3829	35	3
3110-045-3812	95	40	3120-808-5627	93	11
3110-057-1413	93	5	3120-872-3108	92	12
3110-057-1413	94	5	3120-987-1290	96	14
3110-057-1413	96	7	3120-991-0247	36	6
3110-059-2831	85	11	3120-991-0247	84	5
3110-059-2831	95	41	3120-991-0247	85	31
3110-063-0227	57	6	3120-991-6724	33	9
3110-070-5667	85	35	3120-991-6724	77	8
3110-100-6152	70	24	3120-991-6765	95	14
3110-100-6161	31	6	3120-993-5451	92	26
3110-100-6161	75	3	3130-023-5885	53	42
3110-101-1027	94	10	4010-016-8704	36	10
3110-108-9247	30	11	4010-016-8704	55	29
3110-130-5514	25	25	4010-052-3780	55	12
3110-132-0890	36	25	4010-222-4494	47	37
3110-142-4456	57	16	4010-222-4494	49	9
3110-142-4468	57	22	4330-542-2060	18	40

**Section VI. FEDERAL STOCK NUMBER AND REFERENCE
NUMBER INDEX-Continued**

STOCK NUMBER	FIGURE NO	ITEM NO	STOCK NUMBER	FIGURE NO	ITEM NO
4330-542-2060	65	43	4730-908-3193	79	15
4710-054-2597	54	12	4730-908-3194	35	6
4710-194-2755	21	22	4730-908-3194	79	14
4710-194-2758	21	27	4730-908-6293	35	7
4710-194-2759	19	23	4730-908-6294	1	9
4710-194-2760	19	19	4730-908-6294	47	34
4710-194-2761	19	29	4730-910-4331	63	7
4710-194-2762	19	8	4730-910-4331	66	2
4710-196-2750	22	2	4730-993-9265	54	11
4710-403-0968	22	4	4820-406-1553	17	37
4710-403-0969	22	3	4820-406-1553	18	32
4710-457-8600	19	30	4820-535-6483	20	4
4730-052-9876	63	1	4820-868-6898	65	36
4730-052-9876	66	4	4820-868-6903	81	7
4730-052-9877	63	2	4820-869-7963	66	19
4730-052-9877	66	5	4910-861-2068	2	4
4730-054-9098	19	10	4933-023-5900	2	1
4730-165-4960	37	31	4933-034-4450	97	4
4730-172-0010	35	20	4933-034-4461	97	2
4730-196-9580	55	26	4933-087-3482	97	-
4730-198-6394	19	26	4933-117-2761	1	6
4730-202-8836	19	34	4933-494-6605	2	5
4730-202-8836	75	16	4933-494-6608	2	6
4730-220-3928	19	24	4933-603-8938	98	-
4730-228-6988	21	25	4933-687-5666	97	1
4730-228-6988	24	2	4933-687-5667	98	2
4730-230-8740	55	27	4933-687-5668	98	4
4730-246-2762	19	18	4933-687-8506	98	3
4730-246-2762	21	24	4933-867-6607	1	5
4730-448-5223	19	4	4933-930-8952	1	4
4730-448-5223	21	21	5120-230-6385	1	3
4730-483-8166	19	35	5120-687-6414	98	1
4730-484-3473	19	17	5120-687-8504	98	5
4730-484-3473	21	23	5120-687-8505	98	6
4730-488-5276	19	3	5120-687-8507	98	7
4730-541-4901	19	33	5305-050-9227	57	5
4730-541-4901	21	19	5305-051-4078	47	29
4730-683-8839	63	14	5305-053-1117	71	3
4730-683-8839	76	3	5305-054-5641	1	7
4730-684-3793	66	8	5305-057-9610	91	1
4730-684-3793	70	21	5305-059-4568	30	20
4730-684-3793	75	18	5305-068-0508	11	1
4730-684-3793	76	4	5305-068-0508	16	6
4730-738-4731	68	6	5305-068-0509	37	12
4730-738-4731	70	17	5305-068-0510	34	1
4730-738-4731	75	17	5305-068-0510	77	19
4730-738-4731	81	2	5305-068-0510	78	10
4730-738-5463	66	10	5305-068-0510	33	10
4730-738-5463	70	13	5305-068-0511	34	18
4730-738-5463	80	9	5305-068-0512	45	22
4730-800-2560	19	11	5305-068-0512	47	41
4730-800-3129	19	2	5305-068-0513	16	15
4730-800-3129	21	15	5305-068-0513	49	18
4730-800-3129	37	29	5305-068-0513	53	30
4730-800-8150	19	12	5305-068-0514	92	17
4730-800-8152	19	1	5305-068-7837	21	31
4730-800-8152	21	14	5305-068-7837	34	11
4730-800-8152	37	28	5305-071-2055	32	1
3730-801-8369	19	9	5305-071-2067	92	52
4730-801-8369	21	17	5305-071-2068	36	26
4730-807-1074	65	48	5305-071-2069	33	6
4730-817-1808	63	6	5305-071-2069	77	10
4730-817-1808	66	1	5305-071-2070	84	21
4730-824-0515	55	30	5305-071-2070	95	2

**Section VI. FEDERAL STOCK NUMBER AND REFERENCE
NUMBER INDEX-Continued**

STOCK NUMBER	FIGURE NO	ITEM NO	STOCK NUMBER	FIGURE NO	ITEM NO
5305-071-2505	17	13	5305-558-4181	37	2
5305-071-2506	16	35	5305-579-4576	57	2
5305-071-2506	36	31	5305-637-1119	16	25
5305-071-2507	11	2	5305-637-1119	91	16
5305-071-2507	12	1	5305-655-9681	78	14
5305-087-2336	67	10	5305-719-5184	36	16
5305-087-9651	49	2	5305-719-5184	84	24
5305-088-8332	34	38	5305-719-5342	28	16
5305-088-8332	86	1	5305-721-4471	56	21
5305-143-2328	34	22	5305-723-9385	56	8
5305-225-3841	55	7	5305-724-5804	43	3
5305-225-3843	17	7	5305-724-5804	45	16
5305-225-3843	37	3	5305-724-5814	48	7
5305-225-3844	5	1	5305-724-5819	49	24
5305-225-3844	7	5	5305-728-5474	34	27
5305-225-3844	16	30	5305-728-5474	78	29
5305-225-9451	52	2	5305-728-5475	34	24
5305-226-7605	49	6	5305-728-5475	77	28
5305-253-5607	25	48	5305-728-5475	78	28
5305-253-5607	26	2	5305-728-5500	23	11
5305-253-5607	35	42	5305-728-5500	67	22
5305-253-5614	36	9	5305-728-6297	95	18
5305-253-5614	55	28	5305-728-6309	47	18
5305-267-8950	11	3	5305-728-6312	47	17
5305-267-8950	45	23	5305-755-4867	40	2
5305-267-8950	48	1	5305-755-4867	47	4
5305-267-8950	52	32	5305-755-4867	82	1
5305-267-8950	53	22	5305-764-0066	92	7
5305-267-8950	56	17	5305-767-0437	85	25
5305-267-8951	16	41	5305-769-5639	23	17
5305-267-8951	53	13	5305-802-2764	10	13
5305-267-8952	15	11	5305-803-4173	16	10
5305-267-8952	45	29	5305-809-4768	25	14
5305-267-8952	50	23	5305-809-4768	69	8
5305-267-8952	53	25	5305-811-0638	85	22
5305-267-8952	56	4	5305-825-1301	2	2
5305-267-8952	84	30	5305-834-0342	28	1
5305-267-8952	94	2	5305-834-0342	72	8
5305-267-8953	45	32	5305-844-6185	53	27
5305-267-8953	47	42	5305-851-6495	76	32
5305-267-8953	53	11	5305-878-8614	79	8
5305-267-8953	56	34	5305-878-8614	85	38
5305-267-8955	53	41	5305-889-2998	15	1
5305-267-8957	21	28	5305-889-2998	61	11
5305-269-3234	56	2	5305-889-3000	7	1
5305-269-3234	93	1	5305-889-3000	10	8
5305-269-3235	47	12	5305-889-3000	15	25
5305-269-3235	77	17	5305-889-3000	51	5
5305-269-3235	84	26	5305-889-3000	78	18
5305-269-3335	85	9	5305-889-3000	91	3
5305-269-3236	47	7	5305-889-3002	20	2
5305-269-3237	50	30	5305-912-4819	56	22
5305-269-3241	85	42	5305-912-4831	56	20
5305-269-3242	49	26	5305-912-5113	85	26
5305-269-3242	84	12	5305-916-2345	34	37
5305-269-3244	47	46	5305-916-2345	78	1
5305-269-3246	49	25	5305-921-0890	45	12
5305-518-5511	29	11	5305-921-0929	45	11
5305-543-2419	77	24	5305-926-5582	36	42
5305-543-2419	82	3	5305-935-2992	54	7
5305-543-4372	34	5	5305-936-8359	47	22
5305-550-3934	61	7	5305-936-8359	53	6
5305-558-4181	16	31	5305-942-2214	37	9
4305-558-4181	33	28	5305-952-0759	53	24

**Section VI. FEDERAL STOCK NUMBER AND REFERENCE
NUMBER INDEX-Continued**

STOCK NUMBER	FIGURE NO	ITEM NO	STOCK NUMBER	FIGURE NO	ITEM NO
5305-954-3937	34	14	5305-978-9379	19	6
5305-954-3937	78	25	5305-978-9379	55	5
5305-954-3938	48	8	5305-978-9380	17	4
5305-954-3938	52	29	5305-978-9380	30	8
5305-954-8424	45	7	5305-978-9380	55	21
5305-954-8424	55	2	5305-978-9380	62	1
5305-954-8991	16	24	5305-978-9383	66	17
5305-958-0591	30	29	5305-978-9385	19	36
5305-958-4346	56	30	5305-978-9385	75	21
5305-958-5245	13	7	5305-978-9387	35	39
5305-958-5246	34	40	5305-978-9393	25	8
5305-958-5246	86	3	5305-978-9393	69	17
5305-958-5257	30	27	5305-978-9396	34	30
5305-958-5473	25	19	5305-978-9396	78	3
5305-959-2739	32	8	5305-983-5347	80	13
5305-959-2739	76	11	5305-983-6623	80	4
5305-964-0613	32	19	5305-983-6634	21	3
5305-964-0613	76	9	5305-983-6651	31	2
5305-964-0629	36	20	5305-983-6651	48	10
5305-964-0630	79	1	5305-983-6651	75	5
5305-964-0691	32	7	5305-983-6657	53	19
5305-964-0691	76	7	5305-983-6658	45	14
5305-978-9342	23	13	5305-983-6658	48	3
5305-978-9342	28	4	5305-983-6658	53	18
5305-978-9342	67	15	5305-983-6659	45	28
5305-978-9342	72	1	5305-983-6659	54	13
5305-978-9346	31	4	5305-983-6659	92	42
5305-978-9347	23	9	5305-983-6665	54	20
5305-978-9347	67	18	5305-983-7428	45	17
5305-978-9347	75	1	5305-983-7448	35	21
5305-978-9348	18	45	5305-983-7450	50	21
5305-978-9348	29	2	5305-983-7451	35	9
5305-978-9348	65	37	5305-983-7452	36	12
5305-978-9348	72	5	5305-983-7459	21	5
5305-978-9354	23	6	5305-983-8084	18	20
5305-978-9354	24	7	5305-983-8084	21	33
5305-978-9354	38	4	5305-983-8384	27	11
5305-978-9354	67	6	5305-983-8084	62	5
5305-978-9354	68	8	5305-983-8084	65	26
5305-978-9355	17	9	5305-983-8084	66	14
5305-978-9355	18	1	5305-983-8084	71	5
5305-978-9355	25	30	5305-984-3021	17	20
5305-978-9355	26	6	5305-984-3021	74	1
5305-978-9355	65	5	5305-984-4982	15	17
5305-978-9355	69	11	5305-984-4983	15	21
5305-978-9355	70	3	5305-984-4983	61	18
5305-978-9356	38	2	5305-984-4984	52	17
5305-978-9356	62	8	5305-984-4984	56	26
5305-978-9357	17	19	5305-984-4988	25	11
5305-978-9358	37	23	5305-984-4988	69	22
5305-978-9359	81	5	5305-984-4988	91	13
5305-978-9368	52	3	5305-984-6189	30	17
5305-978-9369	25	26	5305-984-6189	55	13
5305-978-9369	28	17	5305-984-6191	30	19
5305-978-9369	52	6	5305-984-6192	27	1
5305-978-9369	69	1	5305-984-6192	71	1
5305-978-9369	72	22	5305-984-6206	15	30
5305-978-9370	17	25	5305-984-6206	53	36
5305-978-9371	25	16	5305-984-6208	13	3
5305-978-9371	29	6	5305-984-6208	15	36
5305-978-9371	72	11	5305-984-6208	61	1
5305-978-9373	62	13	5305-984-6209	13	17
5305-978-9378	13	8	5305-984-6209	32	17
5305-978-9379	17	2	5305-984-6210	13	13

**Section VI. FEDERAL STOCK NUMBER AND REFERENCE
NUMBER INDEX-Continued**

STOCK NUMBER	FIGURE NO	ITEM NO	STOCK NUMBER	FIGURE NO	ITEM NO
5305-984-6218	51	2	5310-045-4007	15	20
5305-984-7363	16	37	5310-045-4007	18	46
5305-988-1170	15	23	5310-045-4007	23	10
5305-988-1721	28	15	5310-045-4007	25	12
5305-988-1721	72	19	5310-045-4007	29	3
5305-988-1723	61	22	5310-045-4007	52	18
5305-988-1723	78	22	5310-045-4007	61	19
5305-988-1724	16	4	5310-045-4007	65	38
5305-988-1725	16	23	5310-045-4007	67	19
5305-989-6265	30	13	5310-045-4007	69	23
5305-989-7434	16	1	5310-045-4007	78	20
5305-989-7434	30	2	5310-045-4007	91	5
5305-989-7435	16	20	5310-045-4007	91	18
5305-989-7435	46	9	5310-045-5210	61	10
5305-990-0695	85	5	5310-052-3920	56	16
5305-990-6444	13	11	5310-053-1239	14	11
5305-990-6444	30	16	5310-053-1244	15	19
5305-990-6444	61	27	5310-058-1626	50	34
5305-990-6444	76	29	5310-060-7344	55	31
5305-990-9799	95	44	5310-080-6004	40	6
5305-992-7126	36	3	5310-080-6004	49	27
5305-992-7126	84	1	5310-080-6004	50	2
5305-993-1849	30	24	5310-080-6004	84	13
5305-995-3569	27	3	5310-080-6004	85	43
5306-044-0502	21	10	5310-082-1404	51	6
5306-044-0502	66	20	5310-082-1404	61	20
5306-050-1237	94	12	5310-088-4836	71	12
5306-050-1237	95	35	5310-131-1905	35	5
5306-050-1238	19	5	5310-167-0820	17	32
5306-050-1238	47	5	5310-186-4947	66	12
5306-050-1238	85	1	5310-186-4947	70	15
5306-050-1238	93	3	5310-186-4947	80	11
5306-050-1238	95	23	5310-208-4026	46	7
5306-050-1238	96	3	5310-208-9255	26	5
5306-050-1239	92	14	5310-208-9255	70	2
5306-051-4072	47	2	5310-209-0786	16	7
5306-051-4075	47	10	6410-209-0786	48	6
5306-051-4075	53	34	5310-209-5290	79	12
5306-051-4081	96	4	5310-274-8702	95	47
5306-059-5832	55	20	5310-298-8903	6	12
5306-226-4825	95	4	5310-298-8903	7	14
5310-042-6758	61	9	5310-298-8903	9	6
5310-045-3296	13	4	5310-298-8903	10	2
5310-045-3296	15	31	5310-298-9255	79	11
5310-045-3296	21	12	5310-333-7356	21	4
5310-045-3296	23	7	5310-400-8444	17	38
5310-045-3296	26	7	5310-407-9566	84	31
5310-045-3296	30	3	5310-407-9566	85	2
5310-045-3296	38	3	5310-407-9566	95	24
5310-045-3296	61	2	5310-420-2051	25	22
5310-045-3296	66	21	5310-420-5983	25	24
5310-045-3296	67	7	5310-420-8051	37	11
5310-045-3296	70	4	5310-435-0453	27	7
5310-045-3299	17	26	5310-435-0454	25	23
5310-045-3299	25	17	5310-458-2119	23	8
5310-045-3299	27	2	5310-483-8792	17	14
5310-045-3299	29	7	5310-543-2410	15	3
5310-045-3299	52	7	5310-543-2410	23	14
5310-045-3299	62	14	5310-534-2410	28	6
5310-045-3299	69	2	5310-543-2410	56	31
5310-045-3299	71	2	5310-543-2410	61	13
5310-045-3299	72	12	5310-543-2410	67	16
5310-045-4007	7	2	5310-543-2410	72	6
5310-045-4007	10	9	5310-543-5060	48	

**Section VI. FEDERAL STOCK NUMBER AND REFERENCE
NUMBER INDEX-Continued**

STOCK NUMBER	FIGURE NO	ITEM NO	STOCK NUMBER	FIGURE NO	ITEM NO
5310-543-5060	52	30	5310-755-4865	79	3
5310-576-5752	51	4	5310-755-4865	85	7
5310-579-0079	15	28	5310-755-4866	16	11
5310-579-0079	51	7	5310-755-4866	34	12
5310-579-0079	56	24	5310-755-4866	37	4
5310-582-5965	13	15	5310-755-4866	47	43
5310-582-5965	15	13	5310-755-4866	75	22
5310-582-5965	16	21	5310-761-6882	61	23
5310-582-5965	21	34	5310-761-6882	78	15
5310-582-5965	61	24	5310-763-8894	33	7
5310-582-5965	66	15	5310-763-8894	34	26
5310-582-5965	78	23	5310-763-8894	77	11
5310-582-5965	91	17	5310-763-8894	78	27
5310-584-5272	79	2	5310-785-1762	34	6
5310-584-5272	84	25	5310-789-7632	66	13
5310-584-5272	85	6	5310-789-7632	70	16
5310-584-5272	95	3	5310-789-7632	80	10
5310-584-7800	32	18	5310-809-3365	30	18
5310-584-7800	76	30	5310-809-4058	15	22
5310-595-7044	6	14	5310-809-4058	17	15
5310-595-7044	7	9	5310-809-4058	18	14
5310-595-7044	9	3	5310-809-4058	37	10
5310-595-7044	10	5	5310-809-4058	39	7
5310-596-4907	17	3	5310-809-4058	45	30
5310-596-4907	18	21	5310-809-4058	46	17
5310-596-4907	27	12	5310-809-4058	65	22
5310-596-4907	35	40	5310-809-4058	78	16
5310-596-4907	62	2	5310-809-8544	52	20
5310-596-4907	65	27	5310-809-8546	16	2
5310-596-4907	71	6	5310-809-8546	17	8
5310-596-7691	30	25	5310-809-8546	17	27
5310-596-7691	48	14	5310-809-8546	21	11
5310-596-7693	91	14	5310-809-8546	46	8
5310-637-9541	33	11	5310-809-8546	48	11
5310-637-9541	34	7	5310-809-8546	51	3
5310-637-9541	50	31	5310-809-8546	66	22
5310-637-9541	77	20	5310-823-8804	13	18
5310-637-9541	84	27	5310-825-1304	42	7
5310-656-0067	6	6	5310-834-8736	50	29
5310-656-0067	7	11	5310-865-9513	11	4
5310-656-0067	11	14	5310-865-9513	13	9
5310-656-0067	12	5	5310-865-9513	16	8
5310-656-0067	46	23	5310-865-9513	19	37
5310-688-2195	25	7	5310-865-9513	21	30
5310-688-2195	35	10	5310-865-9513	37	13
5310-688-2195	69	18	5310-865-9513	45	15
5310-688-2196	17	21	5310-865-9513	49	3
5310-688-2196	74	2	5310-865-9513	53	33
5310-688-2196	80	5	5310-865-9513	55	8
5310-688-2198	17	10	5310-865-9513	66	18
5310-688-2198	18	2	5310-866-4417	84	22
5310-688-2198	24	8	5310-866-5293	32	2
5310-688-2198	25	31	5310-866-5293	76	33
5310-688-2198	37	24	5310-867-6599	92	5
5310-688-2198	62	9	5310-877-5796	95	16
5310-688-2198	65	6	5310-877-5972	16	32
5310-688-2198	68	9	5310-877-5972	33	23
5310-688-2198	69	12	5310-877-5972	34	2
5310-688-2198	81	6	5310-877-5972	47	47
5310-721-7809	45	18	5310-877-5972	78	11
5310-732-0558	95	17	5310-877-5972	82	4
5310-754-3208	35	4	5310-877-5972	84	28
5310-754-5277	33	15	5310-877-5973	53	10
5310-755-4865	36	17	5310-877-5973	95	10

Section VI. FEDERAL STOCK NUMBER AND REFERENCE
NUMBER INDEX-Continued

STOCK NUMBER	FIGURE NO	ITEM NO	STOCK NUMBER	FIGURE NO	ITEM NO
5310-877-7527	34	25	5315-061-5661	57	3
5310-877-7527	36	4	5315-080-1934	47	14
5310-877-7527	77	12	5315-080-1936	55	17
5310-877-7527	78	2	5315-081-7042	45	6
5310-877-7527	84	2	5315-081-7876	53	21
5310-880-0625	34	8	5315-234-1626	84	35
5310-880-0625	56	3	5315-281-9457	16	46
5310-891-1751	50	22	5315-286-0169	36	32
5310-891-1752	53	2	5315-406-9066	49	12
5310-891-1758	39	5	5315-420-9665	25	5
5310-891-1758	47	25	5315-422-2075	49	11
5310-891-1758	55	19	5315-443-5890	25	34
5310-905-0757	53	35	5315-458-2034	40	9
5310-905-0762	13	14	5315-531-9720	50	12
5310-905-0762	15	12	5315-543-3986	36	13
5310-913-7020	16	16	5315-597-2500	33	18
5310-913-7020	21	29	5315-597-3693	50	4
5310-913-7020	49	23	5315-616-5516	92	20
5310-926-5729	2	3	5315-616-5522	32	30
5310-934-9739	15	2	5315-616-5522	76	23
5310-934-9739	28	5	5315-616-5523	95	31
5310-934-9739	61	12	5315-616-5525	92	48
5310-934-9739	72	3	5315-616-5525	94	8
5310-934-9747	15	26	5315-616-5526	56	15
5310-934-9747	56	23	5315-663-0693	47	27
5310-934-9747	91	4	5315-682-1733	25	32
5310-934-9755	95	46	5315-682-1746	85	46
5310-934-9757	29	12	5315-687-3787	95	12
5310-934-9758	15	35	5315-687-5218	25	43
5310-934-9758	61	4	5315-687-5218	69	30
5310-939-0783	25	21	5315-707-0144	83	5
5310-939-0783	37	6	5315-707-0145	83	7
5310-939-2653	61	8	5315-711-4363	83	2
5310-950-1310	56	32	5315-720-7038	69	16
5310-951-4679	15	4	5315-755-4863	34	16
5310-959-3218	50	27	5315-755-4863	77	31
5310-983-8483	7	3	5315-755-4864	36	2
5310-983-8483	10	10	5315-755-4864	84	9
5310-983-8673	78	19	5315-755-4876	79	5
5310-987-1295	95	5	5315-762-2641	50	17
5310-987-1297	43	9	5315-800-8234	95	21
5310-989-5525	85	24	5315-806-0217	55	10
5310-991-0248	92	36	5315-810-3701	28	11
5310-991-6729	33	8	5315-810-3702	34	19
5310-991-6729	77	7	5315-810-3702	77	30
5310-991-6763	96	21	5315-811-1050	39	9
5315-012-0123	79	4	5315-811-5528	45	2
5315-021-2442	53	8	5315-812-1236	18	16
5315-023-4498	55	16	5315-812-1236	65	23
5315-034-4463	97	3	5315-812-7433	46	18
5315-052-6697	40	8	5315-814-3530	28	10
5315-053-1242	52	25	5315-814-3530	33	2
5315-053-1269	52	12	5315-814-3530	42	2
5315-054-2300	92	8	5315-814-3530	47	31
5315-056-9386	49	19	5315-814-3530	54	16
5315-057-7086	57	10	5315-814-3530	72	16
5315-057-7115	55	40	5315-814-3530	77	1
5315-058-6077	39	2	5315-814-3531	55	6
5315-058-6079	39	6	5315-816-1794	45	5
5315-058-6115	40	5	5315-816-1794	47	8
5315-058-6115	50	8	5315-828-8570	95	20
5315-058-6127	36	1	5315-835-1240	55	34
5315-058-6127	84	8	5315-836-1422	21	7
5315-058-9756	23	4	5315-836-9638	32	4

**Section VI. FEDERAL STOCK NUMBER AND REFERENCE
NUMBER INDEX-Continued**

STOCK NUMBER	FIGURE NO	ITEM NO	STOCK NUMBER	FIGURE NO	ITEM NO
5315-839-2325	18	13	5330-130-5509	37	26
5315-839-2325	25	33	5330-131-6276	55	35
5315-839-2325	46	16	5330-132-0886	55	36
5315-839-2325	65	21	5330-136-2298	35	17
5315-839-2326	55	15	5330-136-2299	35	33
5315-840-0227	55	37	5330-136-2300	35	28
5315-840-9653	18	15	5330-171-5901	64	7
5315-840-9653	65	24	5330-171-6746	18	24
5315-841-7032	47	40	5330-171-6746	65	33
5315-842-3044	50	1	5330-171-6749	80	2
5315-842-3044	83	1	5330-171-7346	80	7
5315-842-3673	36	14	5330-245-9263	20	6
5315-843-7986	31	10	5330-248-3838	54	15
5315-843-7986	43	2	5330-248-3838	55	46
5315-843-7986	50	11	5330-248-3843	54	3
5315-843-7986	75	9	5330-250-0224	54	10
5315-844-3942	53	5	5330-250-0226	54	9
5315-844-3953	53	20	5330-252-6057	55	44
5315-844-3955	27	6	5330-263-8029	55	25
5315-844-3955	72	14	5330-292-0580	26	12
5315-844-3956	65	52	5330-292-0580	70	19
5315-844-3958	43	6	5330-402-9600	51	10
5315-846-2042	36	27	5330-413-4376	49	22
5315-855-3417	77	9	5330-456-7191	37	18
5315-902-0419	67	24	5330-542-1329	18	42
5315-903-5939	47	9	5330-542-1329	65	46
5315-905-3807	21	8	5330-542-1365	81	8
5315-905-3807	25	10	5330-542-1398	35	32
5315-905-3807	69	20	5330-543-7087	35	29
5315-905-5155	32	16	5330-551-8574	31	12
5315-905-5155	76	31	5330-551-8574	75	15
5315-934-0285	29	10	5330-559-2607	30	9
5315-934-8324	50	10	5330-559-6182	32	14
5315-935-3537	52	24	5330-559-6182	76	14
5315-936-2310	50	3	5330-576-9731	35	25
5315-936-2311	43	4	5330-576-9732	35	12
5315-936-2311	45	24	5330-579-3156	26	16
5315-936-8356	42	4	5330-579-3156	27	9
5315-938-5954	45	3	5330-579-3156	70	9
5315-953-8998	33	3	5330-579-3156	71	10
5315-953-8998	77	2	5330-579-3163	80	3
5315-957-7089	85	27	5330-579-3167	17	24
5315-964-0559	16	22	5330-579-7544	64	12
5315-987-1285	84	36	5330-579-7914	35	37
5315-988-8780	93	27	5330-579-7916	24	15
5315-988-8781	84	19	5330-579-7916	38	18
5315-988-8781	85	23	5330-579-7916	68	15
5315-988-8782	85	44	5330-580-4394	18	23
5315-991-6755	92	32	5330-580-4394	65	30
5320-541-2816	83	10	5330-580-5055	17	36
5325-058-0493	53	37	5330-580-5055	18	30
5325-060-0976	46	11	5330-580-5055	65	19
5325-276-4925	46	28	5330-580-5055	74	6
5325-276-4925	53	16	5330-580-5056	65	18
5325-276-6100	16	26	5330-580-6044	64	8
5325-682-1471	91	12	5330-580-8918	31	11
5325-754-2240	16	27	5330-580-8918	75	14
5330-023-5887	53	38	5330-582-1532	20	7
5330-023-5889	53	39	5330-582-1547	35	13
5330-052-3752	46	4	5330-582-2116	32	13
5330-052-3761	46	13	5330-582-2116	76	15
5330-052-3762	46	12	5330-582-2141	35	16
5330-052-3836	47	33	5330-582-2614	20	10
5330-056-0059	13	6	5330-582-7526	35	24

**Section VI. FEDERAL STOCK NUMBER AND REFERENCE
NUMBER INDEX-Continued**

STOCK NUMBER	FIGURE NO	ITEM NO	STOCK NUMBER	FIGURE NO	ITEM NO
5330-584-0151	18	4	5330-821-8848	35	31
5330-584-0151	65	8	5330-833-7491	64	4
5330-584-0265	35	41	5330-835-7485	19	28
5330-584-0265	37	20	5330-835-7485	21	26
5330-584-0266	35	14	5330-835-7485	24	3
5330-584-0266	38	14	5330-835-7485	66	9
5330-584-0266	70	27	5330-835-7485	68	2
5330-584-1038	18	25	5330-835-7485	70	22
5330-584-1038	65	34	5330-835-7485	75	20
5330-584-1840	17	35	5330-835-7485	76	5
5330-584-1840	18	31	5330-835-7712	37	25
5330-584-1840	35	23	5330-836-4355	10	12
5330-584-1840	38	7	5330-842-5505	38	13
5330-584-1840	65	20	5330-868-8020	64	11
5330-584-1840	74	5	5330-912-8471	31	8
5330-585-3355	85	8	5330-912-8471	75	8
5330-585-6663	27	5	5330-913-1202	36	23
5330-585-6663	71	11	5330-913-1202	84	11
5330-618-0801	65	44	5330-946-8344	51	9
5330-618-3755	85	13	5330-990-2966	93	23
5330-618-6282	35	34	5330-990-2967	92	16
5330-631-1341	24	10	5330-990-8306	36	22
5330-631-1341	68	16	5330-990-8306	79	7
5330-641-0231	18	27	5330-990-8306	85	36
5330-641-0231	65	32	5330-991-0246	95	7
5330-641-3763	80	6	5330-991-6743	94	14
5330-684-3420	17	39	5330-991-6750	93	25
5330-684-3420	62	7	5330-991-6759	94	4
5330-702-5643	17	23	5330-991-6766	95	37
5330-702-5643	74	8	5330-991-6768	95	26
5330-733-2208	54	6	5330-991-6773	85	4
5330-752-7534	18	10	5340-021-2440	53	23
5330-752-7534	65	15	5340-023-5892	53	28
5330-803-7208	20	9	5340-052-3740	50	19
5330-803-7208	35	19	5340-052-3810	93	11
5330-803-7208	65	2	5340-052-3840	47	44
5330-804-5695	17	34	5340-052-3909	36	11
5330-804-5695	18	12	5340-054-1410	85	15
5330-804-5695	19	13	5340-057-3042	78	24
5330-804-5695	21	18	5340-063-8144	57	27
5330-804-5695	37	16	5340-064-6167	53	4
5330-804-5695	65	49	5340-067-6167	54	19
5330-804-5695	74	4	5340-064-6185	54	4
5330-805-2966	18	44	5340-079-7837	12	3
5330-805-2966	19	27	5340-079-7837	46	10
5330-805-2966	21	20	5340-082-0036	16	17
5330-805-2966	24	6	5340-082-0041	16	18
5330-805-2966	66	11	5340-088-1254	48	13
5330-805-2966	68	7	5340-088-1255	17	5
5330-805-2966	70	14	5340-123-8652	36	39
5330-805-2966	75	19	5340-131-1911	27	8
5330-805-2966	80	12	5340-144-6564	18	18
5330-805-2966	81	3	5340-282-7507	10	14
5330-808-0794	18	36	5340-282-7519	45	26
5330-808-0794	65	4	5340-282-7519	48	2
5330-808-2337	18	22	5340-282-7519	52	33
5330-808-2337	65	29	5340-282-7521	11	5
5330-813-2806	18	39	5340-282-7551	45	25
5330-813-2806	65	42	5340-420-5904	21	6
5330-820-9846	18	38	5340-482-4836	16	34
5330-820-9846	65	41	5340-657-9793	15	14
5330-821-5464	46	2	5340-664-3092	16	3
5330-821-5496	46	5	5340-685-0277	23	5
5330-821-5512	46	3	5340-685-0277	67	5

**Section VI. FEDERAL STOCK NUMBER AND REFERENCE
NUMBER INDEX-Continued**

STOCK NUMBER	FIGURE NO	ITEM NO	STOCK NUMBER	FIGURE NO	ITEM NO
5340-732-0978	40	7	5365-715-1152	92	18
5340-804-3639	16	43	5365-721-6876	25	3
5340-809-1490	11	7	5365-721-8187	92	25
5340-809-1490	12	2	5365-768-7080	34	35
5340-809-1492	16	19	5365-768-7080	78	4
5340-809-1500	6	1	5365-800-9928	35	36
5340-827-8314	78	17	5365-803-7303	57	7
5340-831-6522	39	8	5365-803-7304	93	20
5340-833-8476	50	32	5365-803-7313	95	9
5340-857-2804	56	27	5365-803-7316	94	15
5340-885-7300	47	39	5365-804-2784	25	36
5340-891-1697	50	14	5365-804-2786	35	27
5340-900-2569	92	3	5365-804-7634	95	29
5340-901-8132	13	12	5365-804-7634	96	25
5340-903-7519	70	10	5365-804-7683	18	29
5340-903-7519	71	15	5365-804-7691	65	35
5340-905-0790	32	32	5365-804-7693	95	30
5340-905-0790	61	28	5365-805-6004	55	39
5340-984-8540	5	2	5365-822-2136	94	11
5340-984-8540	7	6	5365-868-6876	67	27
5340-985-6732	11	6	5365-868-6886	69	7
5340-987-1287	84	23	5365-868-6889	69	4
5340-990-7610	46	15	5365-868-6910	69	10
5340-998-5003	1	8	5365-902-0398	69	21
5355-020-3511	13	2	5365-905-2674	32	21
5355-935-7661	31	7	5365-905-2674	76	18
5355-935-7661	75	4	5365-908-0824	74	14
5360-054-8414	46	20	5365-987-1306	92	23
5360-055-9975	55	42	5910-864-3172	15	29
5360-454-5993	47	16	5915-459-8483	30	26
5360-541-2819	83	8	5915-865-7690	56	28
5360-541-2820	83	3	5915-921-6238	74	25
5360-570-6965	38	15	5925-686-3301	14	6
5360-570-6965	70	25	5930-057-7117	46	21
5360-754-5279	39	10	5930-177-2812	18	48
5360-821-5513	55	41	5930-501-4957	14	3
5360-833-3074	50	5	5930-615-7891	91	15
5360-868-6878	67	4	5930-615-9376	61	17
5360-868-8017	24	12	5930-655-4247	14	7
5360-868-8017	68	12	5930-683-1625	14	2
5365-052-5414	32	22	5930-683-1628	14	4
5365-052-5414	76	19	5930-699-9085	29	15
5365-069-5440	23	21	5930-699-9085	73	6
5365-069-5440	46	24	5930-763-9061	51	12
5365-069-5440	67	13	5935-021-2456	47	32
5365-200-8530	57	24	5935-062-1309	9	5
5365-205-4736	32	29	5935-068-3704	15	18
5365-205-4736	76	26	5935-086-2402	10	7
5365-235-5747	38	20	5935-115-2307	44	2
5365-235-5748	23	22	5935-201-5194	61	14
5365-235-5792	25	6	5935-221-9273	61	15
5365-263-3831	25	1	5935-396-0068	7	4
5365-282-1830	92	29	5935-396-0068	78	21
5365-282-6969	69	14	5935-691-5591	6	7
5365-285-7940	32	26	5935-691-5591	7	12
5365-285-7940	76	24	5935-691-5591	11	13
5365-287-0101	18	50	5935-691-5591	12	6
5365-287-0101	65	3	5935-726-0687	9	2
5365-289-3019	18	43	5935-726-0687	11	9
5365-289-3019	24	5	5935-722-0488	51	8
5365-289-3072	18	11	5935-814-4120	56	33
5335-462-2994	36	18	5935-827-1334	15	7
5365-585-6324	65	1	5935-827-1334	61	16
5365-598-6232	93	21	5935-833-8561	11	10

**Section VI. FEDERAL STOCK NUMBER AND REFERENCE
NUMBER INDEX-Continued**

STOCK NUMBER	FIGURE NO	ITEM NO	STOCK NUMBER	FIGURE NO	ITEM NO
5935-835-0966	15	6	5970-833-8562	11	11
5935-877-6853	15	8	5970-833-8562	12	8
5935-879-2827	12	12	5970-833-8562	46	26
5935-883-1089	10	11	5975-074-2072	6	2
5935-883-1089	15	5	5975-406-4629	51	13
5935-925-6495	4	2	5975-660-5962	6	10
5935-925-6495	6	16	5975-660-5962	7	18
5935-925-6495	7	10	5975-660-5962	46	27
5935-925-6495	9	4	5975-779-3319	6	3
5935-925-6495	10	6	5975-985-6570	6	4
5935-926-3144	6	8	5977-491-7193	30	21
5935-925-3144	7	13	6105-027-2504	56	29
5935-926-3144	11	15	6105-156-6290	30	12
5935-926-3144	12	7	6105-156-6292	30	31
5935-926-3144	46	22	6105-400-6798	17	29
5935-984-2818	12	11	6105-400-6798	30	1
5940-113-0954	15	9	6105-407-0953	30	28
5940-113-8184	15	9	6105-407-0954	30	10
5940-113-9826	15	9	6105-412-2053	30	15
5940-114-1305	15	9	6105-412-2054	30	4
5940-143-4773	15	9	6105-412-2054	30	23
5940-143-4774	15	9	6105-412-2056	30	22
5940-143-4777	15	9	6105-412-2057	30	6
5940-143-4780	44	3	6105-412-2058	30	5
5940-151-9361	15	9	6105-481-9548	30	30
5940-204-8961	15	9	6145-726-0282	27	13
5940-204-8966	56	25	6145-833-9142	15	9
5940-230-0515	15	9	6145-860-3481	15	9
5940-283-5280	15	9	6145-860-3498	15	9
5940-399-6676	6	11	6145-860-3518	15	9
5940-399-6676	7	16	6145-882-1239	15	9
5940-399-6676	9	8	6150-407-1051	30	14
5940-399-6676	10	4	6210-538-8770	14	9
5940-399-6676	11	12	6210-818-0230	14	5
5940-399-6676	12	10	6210-939-7609	14	8
5940-399-6676	46	25	6210-950-6868	14	1
5940-557-4345	15	10	6240-155-7836	14	10
5940-813-0698	15	9	6680-885-8721	18	35
5940-907-9080	15	27	6680-911-9946	65	47
5940-983-6082	91	6	7690-402-5222	20	12
5945-023-5874	50	38	7690-443-1201	21	13
5945-052-3929	15	24	7690-458-0096	17	40
5945-180-8324	61	5	7960-867-5362	64	14
5945-413-4381	50	35	8315-935-6761	46	29
5945-413-4381	51	1	8315-935-6761	53	17
5945-920-7394	15	16	9905-034-4291	13	16
5961-087-7949	15	33	9905-130-5505	25	49
5961-958-6724	15	32	9905-131-6201	26	3
5970-235-2725	29	5	9905-181-1008	35	43
5970-235-2725	73	5	9905-420-7809	24	4
5970-833-8562	6	9	9905-936-8061	49	17
5970-833-8562	7	17			

SECTION VI. FEDERAL STOCK NUMBER AND REFERENCE
NUMBER INDEX-Continued

REFERENCE NUMBER	MFG CODE	FIG NO	ITEM NO	REFERENCE NUMBER	MFG CODE	FIG NO	ITEM NO
AN501-A10-22	88044	56	21	MS16562-157	96906	95	20
AN6235-2A	88044	18	40	MS16562-22	96906	27	6
AN6235-2A	88044	65	43	MS16562-22	96906	72	14
AN814-2D	88044	65	1	MS16562-227	96906	23	4
AN814-8D	88044	18	50	MS16562-24	96906	55	37
AN814-8D	88044	65	3	MS16562-26	96906	43	6
AN816-6D	88044	55	26	MS16562-27	96906	65	52
AN914-2D	88044	55	27	MS16562-30	96906	55	34
AN960-516	88044	17	32	MS16562-23	96906	31	10
A1009-1209	26337	20	3	MS16562-33	96906	43	2
A64511-202	26337	20	8	MS16562-33	96906	50	11
A67538-203	26337	20	11	MS16562-33	96906	75	9
A67538-208	26337	20	5	MS16562-35	96906	28	10
FFB171	81348	94	10	MS16562-35	96906	33	2
FFB171, TYPE 3, CL 3	81348	30	7	MS16562-35	96906	42	2
FF171, TYPE 3, CL 8	81348	30	11	MS16562-35	96906	47	31
GGGW641, TYPE 6, CL 1	81348	1	3	MS16562-35	96906	54	16
MH20B	19728	74	9	MS16562-35	96906	72	16
MEL1013B	19728	74	23	MS16562-35	96906	77	1
MILA46106	81349	51	15	MS16562-36	96906	28	11
MILA5092, TYPE 1	81349	37	19	MS16562-38	96906	34	19
MILF2146	81349	19	9	MS16562-38	96906	77	30
MILF21467	81349	21	17	MS16562-50	96906	55	6
MILF21840, TYPE 2,	81349	46	29	MS16562-6	96906	53	5
MILF21840, TYPE 2,	81349	53	17	MS16562-70	96906	32	4
MILSTD421	81349	56	7	MS16624-1018	96906	92	25
MILW1511	81349	47	37	MS16624-1031	96906	95	9
MILW1511	81349	49	9	MS16624-1037	96906	92	18
MILW16878/2	81349	27	13	MS16624-1066	96906	92	29
MILW81044/2-8-9	81349	15	9	MS16624-1075	96906	57	7
MILW81044/4-12-9	81349	15	9	MS16624-1118	96906	35	36
MILW81044/4-16-9	81349	15	9	MS16624-1125	96906	25	3
MILW81044/4-18-9	81349	15	9	MS16624-1137	96906	94	15
MILW81044/4-20-9	81349	15	9	MS16624-1156	96906	93	20
MS134352	96906	38	22	MS16624-3025	96906	55	39
MS134354	96906	24	19	MS16624-3087	96906	69	14
MS134354	96906	68	5	MS16624-87	96906	95	29
MS15002-1	96906	35	20	MS16624-87	96906	96	25
MS15795-708	96906	32	18	MS16625-1125	96906	35	27
MS15795-708	96906	76	30	MS16625-1200	96906	25	36
MS15795-910	96906	61	10	MS16625-1281	96906	94	11
MS16555-33	96906	93	27	MS16625-1315	96906	93	21
MS16555-354	96906	84	19	MS16625-187	96906	95	30
MS16555-354	96906	85	23	MS16625-262	96906	65	35
MS16555-360	96906	36	27	MS16625-3200	96906	69	21
MS16555-42	96906	67	24	MS16625-62	96906	18	29
MS16555-55	96906	21	7	MS16626-1075	96906	32	22
MS16555-628	96906	85	41	MS16626-1075	96906	76	19
MS16555-640	96906	49	19	MS16627-1162	96906	32	21
MS16555-646	96906	25	32	MS16627-1162	96906	76	18
MS16555-649	96906	36	14	MS16628-1037	96906	57	24
MS16555-650	96906	85	44	MS16629-1087	96906	23	21
MS16555-651	96906	36	13	MS16629-1087	96906	46	24
MS16555-653	96906	85	46	MS16629-1087	96906	67	13
MS16555-663	96906	21	8	MS16633-25	96906	25	1
MS16555-663	96906	25	10	MS16638-3	96906	67	10
MS16555-663	96906	69	20	MS16991-59	96906	55	5
MS16562-125	96906	39	2	MS16994-44c	96906	2	3
MS16562-127	96906	39	6	MS16996-31	96906	52	2
MS16562-141	96906	40	8	MS16997-101	96906	34	30
MS16562-142	96906	40	5	MS16997-101	96906	78	3
MS16562-142	96906	50	8	MS16997-122	96906	21	3
MS16562-15	96906	53	20	MS16997-140	96906	21	5

SECTION VI. FEDERAL STOCK NUMBER AND REFERENCE
NUMBER INDEX-Continued

REFERENCE NUMBER	MFG CODE	FIG NO	ITEM NO	REFERENCE NUMBER	MFG CODE	FIG NO	ITEM NO
MS16997-18	96906	31	4	MS16998-18	96906	45	7
MS16997-19	96906	23	9	MS16998-18	96906	55	2
MS16997-19	96906	67	18	MS16998-26	96906	45	17
MS16997-19	96906	75	1	MS16998-27	96906	31	2
MS16997-20	96906	18	45	MS16998-27	96906	48	10
MS16997-20	96906	29	2	MS16998-27	96906	75	5
MS16997-20	96906	65	37	MS16998-40	96906	53	19
MS16997-20	96906	72	5	MS16998-41	96906	45	14
MS16997-30	96906	52	3	MS16998-41	96906	48	3
MS16997-31	96906	25	26	MS16998-41	96906	53	18
MS16997-31	96906	28	17	MS16998-42	96906	45	28
MS16997-31	96906	52	6	MS16998-42	96906	54	13
MS16997-31	96906	69	1	MS16998-42	96906	92	42
MS16997-31	96906	72	22	MS16998-48	96906	54	20
MS16997-32	96906	17	25	MS16998-74	96906	35	21
MS16997-33	96906	25	16	MS16998-76	96906	50	21
MS16997-33	96906	29	6	MS16998-77	96906	35	9
MS16997-33	96906	72	11	MS16998-78	96906	36	12
MS16997-35	96906	62	13	MS17131-45	96906	25	39
MS16997-44	96906	23	6	MS171648	96906	50	4
MS16997-44	96906	24	7	MS17821-1-9	96906	6	2
MS16997-44	96906	38	4	MS17821-2-9	96906	6	3
MS16997-44	96906	67	6	MS17821-3-9	96906	6	4
MS16997-44	96906	68	8	MS17829-4C	96906	17	14
MS16997-45	96906	17	9	MS18153-112	96906	79	1
MS16997-45	96906	18	1	MS18153-4	96906	32	19
MS16997-45	96906	25	30	MS18153-4	96906	76	9
MS16997-45	96906	26	6	MS18153-5	96906	45	12
MS16997-45	96906	65	5	MS18153-59	96906	36	42
MS16997-45	96906	69	11	MS18153-6	96906	45	11
MS16997-45	96906	70	3	MS18153-64	96906	36	20
MS16997-46	96906	38	2	MS18154-62	96906	32	7
MS16997-46	96906	62	8	MS18154-62	96906	76	7
MS16997-47	96906	17	19	MS19059-42	96906	31	6
MS16997-48	96906	37	23	MS19059-42	96906	75	3
MS16997-49	96906	81	5	MS19059-50	96906	70	24
MS16997-58	96906	13	8	MS19060-23	96906	38	17
MS16997-59	96906	17	2	MS19068-022	96906	92	51
MS16997-59	96906	19	6	MS19068-042	96906	93	5
MS16997-60	96906	18	20	MS19068-042	96906	94	5
MS16997-60	96906	21	33	MS19068-042	96906	96	7
MS16997-60	96906	27	11	MS19068-052	96906	85	11
MS16997-60	96906	62	5	MS19068-052	96906	95	41
MS16997-60	96906	65	26	MS19070-022	96906	92	50
MS16997-60	96906	66	14	MS19070-042	96906	93	6
MS16997-60	96906	71	5	MS19070-042	96906	94	6
MS16997-61	96906	17	4	MS19070-042	96906	96	8
MS16997-61	96906	30	8	MS19070-052	96906	85	12
MS16997-61	96906	55	21	MS19070-052	96906	95	40
MS16997-62	96906	19	36	MS20066-184	96906	69	16
MS16997-62	96906	75	21	MS20066-237	96906	85	27
MS16997-65	96906	66	17	MS20201-KP21B	96906	57	12
MS16997-68	96906	35	39	MS20201-KP4A	96906	57	16
MS16997-79	96906	80	13	MS20201-KP6A	96906	57	22
MS16997-82	96906	80	4	MS20341-262	96906	15	26
MS16997-88	96906	17	20	MS20341-262	96906	56	23
MS16997-88	96906	74	1	MS20392-3C27	96906	53	21
MS16997-9	96906	23	13	MS20392-3C35	96906	18	16
MS16997-9	96906	28	4	MS20392-3C35	96906	65	23
MS16997-9	96906	67	15	MS20392-3C55	96906	46	18
MS16997-9	96906	72	1	MS20392-3C67	96906	18	15
MS16997-98	96906	25	8	MS20392-3C67	96906	65	24
MS16997-98	96906	69	17	MS20392-4C35	96906	55	16

SECTION VI. FEDERAL STOCK NUMBER AND REFERENCE
NUMBER INDEX-Continued

REFERENCE NUMBER	MFG CODE	FIG NO	ITEM NO	REFERENCE NUMBER	MFG CODE	FIG NO	ITEM NO
MS20392-4C45	96906	47	14	MS24585-1181	96906	47	16
MS20392-4C51	96906	55	17	MS24585-1271	96906	39	8
MS20392-4C65	96906	47	9	MS24585-411	96906	40	7
MS20392-7C37	96906	45	6	MS24585-520	96906	92	3
MS20500-1032	96906	46	7	MS24586-C201	96906	50	5
MS20659-165	96906	15	9	MS24621-16	96906	71	3
MS20995-C32	96906	56	19	MS24621-27	96906	91	1
MS21044-C3	96906	26	5	MS24629-22	96906	27	3
MS21044-C3	96906	70	2	MS24665-132	96906	18	13
MS21044-N4	96906	95	16	MS24665-132	96906	25	33
MS21083-N12	96906	25	21	MS24665-132	96906	46	16
MS21083-N12	96906	37	6	MS24665-132	96906	65	21
MS21230-14	96906	36	29	MS24665-281	96906	55	15
MS21242-S-12K	96906	35	3	MS24665-283	96906	50	1
MS21264	96906	35	4	MS24665-283	96906	83	1
MS21318-20	96906	36	9	MS24665-285	96906	45	5
MS21318-20	96906	55	28	MS24665-285	96906	47	8
MS21318-8	96906	25	48	MS24665-355	96906	79	4
MS21318-8	96906	26	2	MS24665-387	96906	84	35
MS21318-8	96906	35	42	MS24667-8	96906	25	14
MS21333-100	96906	16	19	MS24667-8	96906	69	8
MS21333-102	96906	5	2	MS24668-11	96906	53	27
MS21333-102	96906	7	6	MS24678-26	96906	49	2
MS21333-104	96906	48	13	MS24678-27	96906	49	6
MS21333-107	96906	6	1	MS25036-101	96906	15	9
MS21333-122	96906	50	32	MS25036-102	96906	56	25
MS21333-33	96906	78	17	MS25036-105	96906	15	9
MS21333-34	96906	45	26	MS25036-106	96906	15	9
MS21333-34	96906	48	2	MS25036-108	96906	44	3
MS21333-34	96906	52	33	MS25036-110	96906	15	9
MS21333-34	96906	11	5	MS25036-114	96906	15	9
MS21333-49	96906	11	6	MS25036-116	96906	15	9
MS21333-55	96906	45	25	MS25036-118	96906	15	10
MS21333-61	96906	10	14	MS25036-150	96906	15	9
MS21333-65	96906	32	32	MS25036-153	96906	15	9
MS21333-65	96906	61	28	MS25036-154	96906	15	9
MS21333-66	96906	46	15	MS25036-157	96906	15	9
MS21333-67	96906	12	3	MS25041-2-327	96906	14	1
MS21333-67	96906	46	10	MS25041-3	96906	14	9
MS21333-96	96906	17	5	MS25041-4-327	96906	14	8
MS21333-98	96906	11	7	MS25089-1F	96906	14	3
MS21333-98	96906	12	2	MS25103-21	96906	91	15
MS21334-26	96906	13	12	MS25237-329	96906	14	10
MS21902-3	96906	66	8	MS25244-15	96906	14	6
MS21902-3	96906	70	21	MS25401-10-327	96906	14	5
MS21902-3	96906	75	18	MS27144-2	96906	44	2
MS21902-3	96906	76	4	MS27148-1	96906	4	2
MS21905-3	96906	63	14	MS27148-1	96906	6	16
MS21905-3	96906	76	3	MS27148-1	96906	7	10
MS21916-4-3	96906	19	34	MS27148-1	96906	9	4
MS21916-4-3	96906	75	16	MS27148-1	96906	10	6
MS21916-6-3	96906	65	48	MS27148-3	96906	6	8
MS21916-6-4	96906	19	33	MS27148-3	96906	7	13
MS21916-6-4	96906	21	19	MS27148-3	96906	11	15
MS21918-3	96906	63	7	MS27148-3	96906	12	7
MS21918-3	96906	66	2	MS27148-3	96906	46	22
MS24523-22	96906	14	4	MS27183-10	96906	15	22
MS24523-31	96906	14	2	MS27183-10	96906	17	15
MS24524-22	96906	14	7	MS27183-10	96906	18	14
MS24585-C286	96906	54	4	MS27183-10	96906	37	10
MS24585-C326	96906	53	4	MS27183-10	96906	39	7
MS24585-C326	96906	54	19	MS27183-10	96906	45	30
MS24585-C70	96906	1	8	MS27183-10	96906	46	17
MS24585-C96	96906	50	14	MS27183-10	96906	65	22

SECTION VI. FEDERAL STOCK NUMBER AND REFERENCE
NUMBER INDEX-Continued

REFERENCE NUMBER	MFG CODE	FIG NO	ITEM NO	REFERENCE NUMBER	MFG CODE	FIG NO	ITEM NO
MS27183-10	96906	78	16	MS28775-021	96906	24	10
MS27183-14	96906	40	6	MS28775-021	96906	68	16
MS27183-14	96906	49	27	MS28775-024	96906	18	4
MS27183-14	96906	50	2	MS28775-024	96906	65	8
MS27183-14	96906	84	13	MS28775-028	96906	65	18
MS27183-14	96906	85	43	MS28775-110	96906	27	5
MS27183-3	96906	15	4	MS28775-110	96906	71	11
MS27183-4	96906	56	32	MS28775-114	96906	65	44
MS27183-5	96906	7	3	MS28775-115	96906	24	15
MS27183-5	96906	10	10	MS28775-115	96906	38	18
MS27183-5	96906	78	19	MS28775-115	96906	68	15
MS27183-6	96906	51	6	MS28775-116	96906	26	16
MS27183-6	96906	61	20	MS28775-116	96906	27	9
MS27183-7	96906	52	20	MS28775-116	96906	70	9
MS27183-8	96906	16	2	MS28775-116	96906	71	10
MS27183-8	96906	17	8	MS28775-119	96906	18	10
MS27183-8	96906	17	27	MS28775-119	96906	65	15
MS27183-8	96906	21	11	MS28775-120	96906	18	42
MS27183-8	96906	46	8	MS28775-120	96906	65	46
MS27183-8	96906	48	11	MS28775-121	96906	35	32
MS27183-8	96906	51	3	MS28775-127	96906	18	39
MS27183-8	96906	66	22	MS28775-127	96906	65	42
MS27183-9	96906	13	18	MS28775-128	96906	17	23
MS27261-KSP6A	96906	53	43	MS28775-128	96906	74	8
MS27952-1	96906	50	27	MS28775-129	96906	18	23
MS27980-15B	96906	46	28	MS28775-129	96906	65	30
MS27980-15B	96906	53	16	MS28775-211	96906	32	14
MS28774-010	96906	38	13	MS28775-211	96906	76	14
MS28774-014	96906	17	36	MS28775-213	96906	18	25
MS28774-014	96906	18	30	MS28775-213	96906	65	34
MS28774-014	96906	65	19	MS28775-214	96906	80	3
MS28774-014	96906	74	6	MS28775-216	96906	18	27
MS28774-117	96906	37	25	MS28775-216	96906	65	32
MS28774-121	96906	35	31	MS28775-217	96906	35	37
MS28774-127	96906	18	38	MS28775-221	96906	80	6
MS28774-127	96906	65	41	MS28775-226	96906	35	12
MS28774-129	96906	18	22	MS28775-227	96906	35	25
MS28774-129	96906	65	29	MS28775-243	96906	64	12
MS28774-210	96906	35	29	MS28775-342	96906	64	8
MS28774-211	96906	32	13	MS28775-426	96906	17	24
MS28774-211	96906	76	15	MS28775-8	96906	18	36
MS28774-217	96906	35	16	MS28777-4	96906	66	12
MS28774-226	96906	35	13	MS28777-4	96906	70	15
MS28774-227	96906	35	24	MS28777-4	96906	80	11
MS28774-240	96906	20	7	MS28778-2	96906	20	9
MS28774-328	96906	35	34	MS28778-2	96906	35	19
MS28774-342	96906	20	10	MS28778-2	96906	65	2
MS28775-006	96906	26	12	MS28778-3	96906	19	28
MS28775-006	96906	70	19	MS28778-3	96906	21	26
MS28775-009	96906	81	8	MS28778-3	96906	24	3
MS28775-010	96906	35	14	MS28778-3	96906	66	9
MS28775-010	96906	38	14	MS28778-3	96906	68	2
MS28775-010	96906	70	27	MS28778-3	96906	70	22
MS28775-012	96906	35	41	MS28778-3	96906	75	20
MS28775-012	96906	37	20	MS28778-3	96906	76	5
MS28775-013	96906	17	39	MS28778-4	96906	18	44
MS28775-013	96906	62	7	MS28778-4	96906	19	27
MS28775-014	96906	17	35	MS28778-4	96906	21	20
MS28775-014	96906	18	31	MS28778-4	96906	24	6
MS28775-014	96906	35	23	MS28778-4	96906	66	11
MS28775-014	96906	38	7	MS28778-4	96906	68	7
MS28775-014	96906	65	20	MS28778-4	96906	70	14
MS28775-014	96906	74	5	MS28778-4	96906	75	19

SECTION VI. FEDERAL STOCK NUMBER AND REFERENCE
NUMBER INDEX-Continued

REFERENCE NUMBER	MFG CODE	FIG NO	ITEM NO	REFERENCE NUMBER	MFG CODE	FIG NO	ITEM NO
MS28778-4	96906	80	12	MS35206-227	96906	52	17
MS28778-4	96906	81	3	MS35206-227	96906	56	26
MS28778-5	96906	64	4	MS35206-228	96906	25	11
MS28778-6	96906	17	34	MS35206-228	96906	69	22
MS28778-6	96906	18	12	MS35206-228	96906	91	13
MS28778-6	96906	19	13	MS35206-230	96906	7	1
MS28778-6	96906	21	18	MS35206-230	96906	10	8
MS28778-6	96906	37	16	MS35206-230	96906	15	25
MS28778-6	96906	65	49	MS35206-230	96906	51	5
MS28778-6	96906	74	4	MS35206-230	96906	78	18
MS28778-8	96906	65	4	MS35206-230	96906	91	3
MS28782-18	96906	18	24	MS35206-241	96906	30	17
MS28782-18	96906	65	33	MS35206-241	96906	55	13
MS28782-19	96906	80	2	MS35206-242	96906	20	2
MS28782-26	96906	80	7	MS35206-243	96906	30	19
MS28782-45	96906	64	7	MS35206-244	96906	27	1
MS28882-6	96906	55	24	MS35206-244	96906	71	1
MS28889-1	96906	20	4	MS35206-259	96906	15	30
MS29512-05	96906	55	25	MS35206-259	96906	53	36
MS29513-013	96906	54	15	MS35206-261	96906	13	3
MS29513-013	96906	55	46	MS35206-261	96906	15	36
MS29513-020	96906	54	10	MS35206-261	96906	61	1
MS29513-112	96906	54	6	MS35206-262	96906	13	17
MS29513-15	96906	54	3	MS35206-262	96906	32	17
MS29513-212	96906	54	9	MS35206-263	96906	13	13
MS29513-332	96906	55	44	MS35206-271	96906	51	2
MS3102-R20-16S	96906	15	7	MS35206-277	96906	28	15
MS3102-R20-18S	96906	10	11	MS35206-277	96906	72	19
MS3102-R20-18S	96906	15	5	MS35206-279	96906	61	22
MS3102-R20-23P	96906	15	8	MS35206-279	96906	78	22
MS3102-R20-24SC	96906	15	6	MS35206-280	96906	16	4
MS3102A20-24S	96906	61	15	MS35206-281	96906	16	23
MS3102E20-23P	96906	61	14	MS35206-284	96906	15	23
MS3102R-14S-2P	96906	56	33	MS35207-215	96906	56	30
MS3102R20-16S	96906	61	16	MS35207-234	96906	95	44
MS3106-R16-9P	96906	12	11	MS35207-259	96906	30	24
MS3106-R20-18P	96906	9	2	MS35207-261	96906	13	11
MS3106-R20-18P	96906	11	9	MS35207-261	96906	30	16
MS3108-R16-9S	96906	12	12	MS35207-261	96906	61	27
MS3111-E16-8S	96906	9	5	MS35207-261	96906	76	29
MS3116-E16-8P	96906	10	7	MS35207-262	96906	30	13
MS35059-21	96906	61	17	MS35207-263	96906	16	1
MS35190-251	96906	25	19	MS35207-263	96906	30	2
MS35190-253	96906	30	20	MS35207-264	96906	16	20
MS35190-272	96906	34	38	MS35207-264	96906	46	9
MS35190-272	96906	86	1	MS35207-276	96906	53	24
MS35190-288	96906	13	7	MS35214-53	96906	16	24
MS35190-289	96906	34	40	MS35214-69	96906	16	25
MS35190-289	96906	86	3	MS35214-69	96906	91	16
MS35190-290	96906	34	14	MS25229-81	96906	78	14
MS35190-290	96906	78	25	MS35265-65	96906	57	2
MS35190-315	96906	30	27	MS35276-267	96906	56	22
MS35190-316	96906	30	29	MS35276-269	96906	56	20
MS35191-237	96906	32	8	MS35309-8	96906	61	7
MS35191-237	96906	76	11	MS35333-37	96906	15	28
MS35191-272	96906	16	37	MS35333-37	96906	51	7
MS35206-207	96906	48	8	MS35333-37	96906	56	24
MS35206-207	96906	52	29	MS35333-39	96906	51	4
MS35206-216	96906	15	1	MS35335-31	96906	91	14
MS35206-216	96906	61	11	MS35335-32	96906	30	25
MS35206-225	96906	15	17	MS35335-32	96906	48	14
MS35206-226	96906	15	21	MS35335-33	96906	16	7
MS35206-226	96906	61	18	MS35335-33	96906	48	6

SECTION VI. FEDERAL STOCK NUMBER AND REFERENCE
NUMBER INDEX-Continued

REFERENCE NUMBER	MFG CODE	FIG NO	ITEM NO	REFERENCE NUMBER	MFG CODE	FIG NO	ITEM NO
MS35338-39	96906	48	9	MS35338-60	96906	95	47
MS35338-39	96906	52	30	MS35338-82	96906	61	9
MS35338-40	96906	15	3	MS35340-42	96906	30	18
MS35338-40	96906	23	14	MS35340-43	96906	45	18
MS35338-40	96906	28	6	MS35436-44	96906	15	9
MS35338-40	96906	56	31	MS35489-14	96906	16	26
MS35338-40	96906	61	13	MS35490-11	96906	16	27
MS35338-40	96906	67	16	MS35490-16	96906	91	12
MS35338-40	96906	72	6	MS35490-2	96906	53	37
MS35338-41	96906	7	2	MS35490-7	96906	46	11
MS35338-41	96906	10	9	MS35648-13	96906	85	15
MS35338-41	96906	15	20	MS35649-202	96906	15	33
MS35338-41	96906	18	46	MS35649-202	96906	61	4
MS35338-41	96906	23	10	MS35649-242	96906	15	2
MS35338-41	96906	25	12	MS35649-242	96906	28	5
MS35338-41	96906	29	3	MS35649-242	96906	61	12
MS35338-41	96906	52	18	MS35649-242	96906	72	3
MS35338-41	96906	61	19	MS35649-262	96906	91	4
MS35338-41	96906	65	38	MS35649-282	96906	29	12
MS35338-41	96906	67	19	MS35650-3382	96906	50	34
MS35338-41	96906	69	23	MS35650-362	96906	95	46
MS35338-41	96906	78	20	MS35691-14	96906	53	2
MS35338-41	96906	91	5	MS35691-2	96906	50	29
MS35338-41	96906	91	18	MS35691-22	96906	50	22
MS35338-42	96906	17	26	MS35691-39	96906	85	24
MS35338-42	96906	25	17	MS35691-6	96906	39	5
MS35338-42	96906	27	2	MS35691-6	96906	47	25
MS35338-42	96906	29	7	MS35691-6	96906	55	19
MS35338-42	96906	52	7	MS35756-11	96906	95	31
MS35338-42	96906	62	14	MS35756-12	96906	32	30
MS35338-42	96906	69	2	MS35756-12	96906	76	23
MS35338-42	96906	71	2	MS35756-3	96906	25	43
MS35338-42	96906	72	12	MS35756-3	96906	69	30
MS35338-43	96906	13	4	MS35756-4	96906	92	20
MS35338-43	96906	15	31	MS35756-8	96906	56	15
MS35338-43	96906	21	12	MS35756-9	96906	92	48
MS35338-43	96906	23	7	MS35756-9	96906	94	8
MS35338-43	96906	26	7	MS35771-87	96906	93	11
MS35338-43	96906	30	3	MS35772-21	96906	92	26
MS35338-43	96906	38	3	MS35803-111	96906	31	8
MS35338-43	96906	61	2	MS35803-111	96906	75	8
MS35338-43	96906	66	21	MS35842-11	96906	35	6
MS35338-43	96906	67	7	MS35842-11	96906	79	14
MS35338-43	96906	70	4	MS35842-12	96906	79	15
MS35338-44	96906	13	15	MS35842-15	96906	35	7
MS35338-44	96906	15	13	MS35842-16	96906	1	9
MS35338-44	96906	16	21	MS35842-16	96906	47	34
MS35338-44	96906	21	34	MS39058-1	96906	29	15
MS35338-44	96906	61	24	MS39058-1	96906	73	6
MS35338-44	96906	66	15	MS39086-161	96906	45	2
MS35338-44	96906	78	23	MS39210-2	96906	63	6
MS35338-44	96906	91	17	MS39210-2	96906	66	1
MS35338-45	96906	84	31	MS39210-3	96906	63	1
MS35338-45	96906	85	2	MS39210-3	96906	66	4
MS35338-45	96906	95	24	MS39212-3	96906	63	2
MS35338-46	96906	33	11	MS39212-3	96906	66	5
MS35338-46	96906	34	7	MS421-351RC-2CLA	96906	56	6
MS35338-46	96906	50	31	MS4730-6	96906	19	11
MS35338-46	96906	77	20	MS51000-130-3	96906	36	22
MS35338-46	96906	84	27	MS51000-130-3	96906	79	7
MS35338-48	96906	79	2	MS51000-130-3	96906	85	36
MS35338-48	96906	84	25	MS51001-13-B	96906	36	23
MS35338-48	96906	85	6	MS51001-13-B	96906	84	11
MS35338-48	96906	95	3	MS51001-26-1	96906	93	23

SECTION VI. FEDERAL STOCK NUMBER AND REFERENCE
NUMBER INDEX-Continued

REFERENCE NUMBER	MFG CODE	FIG NO	ITEM NO	REFERENCE NUMBER	MFG CODE	FIG NO	ITEM NO
MS51001-43-B	96906	92	16	MS9015-04	96906	18	43
MS51007-7	96906	10	12	MS9015-04	96906	24	5
MS51045-51	96906	34	22	MS9015-06	96906	18	11
MS51095-310	96906	16	22	MS9021-011	96906	31	11
MS51095-6	96906	16	10	MS9021-011	96906	75	14
MS51096-59	96906	85	26	MS9021-014	96906	31	12
MS51096-64	96906	85	22	MS9021-014	96906	75	15
MS51097-88	96906	76	32	MS9021-139	96906	85	13
MS51098-59	96906	79	8	MS9021-220	96906	85	8
MS51098-59	96906	85	38	MS9024-13	96906	16	3
MS51811-32	96906	19	24	MS9048-109	96906	50	12
MS51823-2	96906	19	17	MS9048-163	96906	47	40
MS51823-2	96906	21	23	MS9048-169	96906	95	21
MS51823-3P	96906	19	12	MS9048-171	96906	95	12
MS51823-5	96906	19	1	MS9048-177	96906	77	9
MS51823-5	96906	21	14	MS9048-227	96906	55	10
MS51823-5	96906	37	28	MS9048-266	96906	92	8
MS51825-2	96906	19	18	MS90727-1	96906	11	3
MS51825-2	96906	21	24	MS90727-1	96906	45	23
MS51825-5P	96906	19	2	MS90727-1	96906	48	1
MS51825-5P	96906	21	15	MS90727-1	96906	52	32
MS51825-5P	96906	37	29	MS90727-1	96906	53	22
MS51839-22	96906	21	25	MS90727-1	96906	56	17
MS51839-22	96906	24	2	MS90727-108	96906	85	5
MS51839-25	96906	37	31	MS90727-109	96906	36	16
MS51839-6	96906	19	4	MS90727-109	96906	84	24
MS51839-6	96906	21	21	MS90727-11	96906	53	41
MS51843-22	96906	19	26	MS90727-13	96906	21	28
MS51843-23	96906	19	35	MS90727-187	96906	34	37
MS51848-12	96906	25	7	MS90727-187	96906	78	1
MS51848-12	96906	35	10	MS90727-193	96906	34	27
MS51948-12	96906	69	18	MS90727-193	96906	78	29
MS51957-61	96906	57	5	MS90727-2	96906	16	41
MS51957-7	96906	1	7	MS90727-2	96906	53	13
MS51959-44	96906	92	7	MS90727-200	96906	34	24
MS51963-34	96906	28	16	MS90727-200	96906	77	28
MS51963-65	96906	56	8	MS90727-200	96906	78	28
MS51964-39	96906	43	3	MS90727-3	96906	15	11
MS51964-39	96906	45	16	MS90727-3	96906	45	29
MS51964-67	96906	48	7	MS90727-3	96906	50	23
MS51964-72	96906	49	24	MS90727-3	96906	53	25
MS51966-104	96906	85	25	MS90727-3	96906	56	4
MS51966-49	96906	47	18	MS90727-3	96906	84	30
MS51966-52	96906	47	17	MS90727-3	96906	94	2
MS51967-2	96906	61	23	MS90727-30	96906	47	2
MS51967-2	96906	78	15	MS90727-31	96906	94	12
MS51967-3	96906	13	14	MS90727-31	96906	95	35
MS51967-3	96906	15	12	MS90727-32	96906	19	5
MS51967-8	96906	95	17	MS90727-32	96906	47	5
MS51968-24	96906	33	7	MS90727-32	96906	85	1
MS51968-24	96906	34	26	MS90727-32	96906	93	3
MS51968-24	96906	77	11	MS90727-32	96906	95	23
MS51968-24	96906	78	27	MS90727-32	96906	96	3
MS51968-3	96906	16	16	MS90727-33	96906	47	10
MS51968-3	96906	21	29	MS90727-33	96906	53	34
MS51968-3	96906	49	23	MS90727-36	96906	47	29
MS51968-9	96906	34	6	MS90727-38	96906	92	14
MS51969-1	96906	61	8	MS90727-39	96906	96	4
MS51973-30	96906	23	11	MS90727-4	96906	45	22
MS51973-30	96906	67	22	MS90727-4	96906	47	41
MS51973-77	96906	95	18	MS90727-5	96906	45	32
MS51975-3	96906	23	17	MS90727-5	96906	47	42
MS51975-6	96906	37	9	MS90727-5	96906	53	11
MS52000-5	96906	51	9	MS90727-5	96906	56	34

SECTION VI. FEDERAL STOCK NUMBER AND REFERENCE
NUMBER INDEX-Continued

REFERENCE NUMBER	MFG CODE	FIG NO	ITEM NO	REFERENCE NUMBER	MFG CODE	FIG NO	ITEM NO
MS90727-58	96906	56	2	QQW423	81348	35	2
MS90727-58	96906	93	1	QQW423	81348	36	19
MS90727-59	96906	47	12	QQW423	81348	45	10
MS90727-59	96906	77	17	QQW423	81348	49	1
MS90727-59	96906	84	26	QQW423	81348	57	1
MS90727-59	96906	85	9	QQW423	81348	76	6
MS90727-6	96906	16	15	QQW423	81348	79	10
MS90727-6	96906	49	18	SIZE 10 LOCK WASHER	76665	24	8
MS90727-6	96906	53	30	SIZE 10 LOCK WASHER	76665	25	31
MS90727-60	96906	47	7	SIZE 10 LOCK WASHER	76665	37	24
MS90727-61	96906	50	30	SS51334	61864	23	5
MS90727-65	96906	85	42	SS51334	61864	67	5
MS90727-66	96906	49	26	S5KE4816	21335	25	41
MS90727-66	96906	84	12	SSK4816	21335	69	28
MS90727-68	96906	47	46	Z1270A	19728	74	22
MS90727-7	96906	92	17	X2913	19728	74	21
MS90727-70	96906	49	25	1N1184R	81349	15	32
MS90728-10	96906	37	12	1N1614R	81349	15	33
MS90728-11	96906	55	7	10015592-020	18876	32	26
MS90728-111	96906	92	52	10015592-020	18876	76	24
MS90728-112	96906	36	26	10015813-050	18876	32	29
MS90728-113	96906	33	6	10015813-050	18876	76	26
MS90728-113	96906	77	10	10541429	19200	36	10
MS90728-114	96906	84	21	10541429	19200	55	29
MS90728-114	96906	95	2	10543470	(19204)	3	1
MS90728-2	96906	11	2	10543481	(19200)	3	3
MS90728-2	96906	12	1	10543494	(19204)	3	2
MS90728-3	96906	16	35	10553462	(19200)	3	4
MS90728-3	96906	95	4	10555236	(19200)	1	1
MS90728-32	96906	36	31	10553971	(19204)	1	6
MS90728-4	96906	5	1	10873099	19204	78	6
MS90728-4	96906	7	5	10873224	19204	64	3
MS90728-4	96906	16	30	10873679	19204	34	34
MS90728-5	96906	21	31	10873679	19207	78	5
MS90728-5	96906	34	11	10873680	19204	34	36
MS90728-55	96906	10	13	10873680	19207	78	9
MS90728-58	96906	34	5	10873683	19204	34	35
MS90728-59	96906	16	31	10883925	19204	34	35
MS90728-59	96906	33	28	10883926	19204	34	35
MS90728-59	96906	37	2	10883926	19204	78	4
MS90728-6	96906	11	1	10887339	19204	78	7
MS90728-6	96906	16	6	10888013-1	19204	36	6
MS90728-60	96906	34	1	10888013-1	19204	84	5
MS90728-60	96906	77	19	10888013-1	19204	85	31
MS90728-60	96906	78	10	10888030-1	19204	92	36
MS90728-61	96906	77	24	10888168	19204	90	-
MS90728-61	96906	82	3	10910174-1	19204	11	4
MS90728-62	96906	33	10	10910174-1	19204	13	9
MS90728-62	96906	34	18	10910174-1	19204	16	8
MS90728-7	96906	17	13	10910174-1	19204	19	37
MS90728-8	96906	17	7	10910174-1	19204	21	30
MS90728-8	96906	37	3	10910174-1	19204	37	13
MS90728-89	96906	32	1	10910174-1	19204	45	15
MS91528-1P4B	96906	13	2	10910174-1	19204	49	3
MS9390-320	96906	29	10	10910174-1	19204	53	33
MS9390-69	96906	32	16	10910174-1	19204	55	8
MS9690-69	96906	76	31	10910174-1	19204	66	18
NAS509-12	80205	79	11	10910174-17	19204	95	5
NAS513-12	80205	79	12	10910174-2	19204	53	10
NAS561PF3-7	80205	47	27	10910174-2	19204	95	10
NAS561P10-18	80205	50	17	10910174-3	19204	16	32
NAS561P6-30	80205	33	18	10910174-3	19204	33	23
QQW423	81348	16	9	10910174-3	19204	34	2
QQW423	81348	32	6	10910174-3	19204	47	27

SECTION VI. FEDERAL STOCK NUMBER AND REFERENCE
NUMBER INDEX-Continued

REFERENCE NUMBER	MFG CODE	FIG NO	ITEM NO	REFERENCE NUMBER	MFG CODE	FIG NO	ITEM NO
10910174-3	19204	78	11	10930586	19204	85	45
10910174-3	19204	82	4	10930590	19204	84	17
10910174-3	19204	84	28	10930619	19204	40	3
10910174-4	19204	32	2	10930619	19204	82	6
10910174-4	19204	76	33	10930624	19204	36	37
10910174-5	19204	84	22	10930624	19204	84	20
10910174-8	19204	34	25	10930625	19204	36	38
10910174-8	19204	36	4	10930625	19204	84	18
10910174-8	19204	77	12	10930626	19204	84	36
10910174-8	19204	78	2	10930630	19204	84	34
10910174-8	19204	84	2	10930631	19204	84	23
10910997	19204	28	1	19030642	19204	85	28
10910997	19204	72	8	10930642	19204	94	1
10913684	19204	66	25	10930647	19204	85	47
10917174	19204	14	11	10930648	19204	87	3
10925306	19204	34	4	10930648	19204	92	53
10925306	19204	78	13	10930650	19204	94	16
10925306	19204	87	6	10930651	19204	94	7
10930472	19204	78	8	10930652	19204	94	14
10930479	19204	16	44	10930653	19204	94	13
10930481	19204	16	43	10930654	19204	94	9
10930500	19204	33	27	10930655	19204	93	2
10930500	19204	77	35	10930657	19204	93	28
10930504	19204	78	31	10930658	19204	93	26
10930505	19204	78	32	10930659	19204	93	10
10930506	19204	87	5	10930660	19204	93	17
10930507	19204	33	30	10930661	19204	93	16
10930507	19204	77	34	10930661	19204	96	16
10930508	19204	33	9	10930663	19204	93	12
19030508	19204	77	8	10930664	19204	93	14
10930526	19204	33	26	10930665	19204	93	8
10930526	19204	77	27	10930666	19204	93	9
10930528	19204	34	21	10930668	19204	93	18
10930528	19204	77	29	10930669	19204	93	25
10930529	19204	34	16	10930670	19204	93	24
10930529	19204	77	31	10930671	19204	92	40
10930530	19204	33	24	10930673	19204	92	34
10930530	19204	77	26	10930674	19204	92	35
10930531	19204	33	25	10930675	19204	92	39
10930531	19204	77	25	10930676	19204	92	37
10930532	19204	34	23	10930677	19204	92	41
10930532	19204	77	32	10930677	19204	93	4
10930533	19204	34	20	10930678	19204	92	33
10930533	19204	77	33	10930679	19204	92	32
10930534	19204	33	8	10930680	19204	92	46
10930534	19204	77	7	10930681	19204	92	31
10930535	19204	33	17	10930682	19204	92	22
10930535	19204	77	6	10930683	19204	92	27
10930537	19204	33	3	10930684	19204	92	43
10930537	19204	77	2	10930685	19204	92	21
10930538	19204	34	15	10930686	19204	92	49
10930538	19204	77	18	10930687	19204	94	4
10930538	19204	78	26	10930688	19204	94	3
10930541	19204	33	12	10930695	19204	92	19
10930541	19204	77	21	10930696	19204	92	45
10930542	19204	33	21	10930697	19204	92	47
10930542	19204	77	16	10930698	19204	85	29
10930543	19204	33	19	10930699	19204	84	16
10930543	19204	77	14	10930710	19204	96	1
10930544	19204	78	30	10930739	19204	36	24
10930546	19204	33	22	10930739	19204	84	14
10930546	19204	77	13	10930745	19204	36	8
10930547	19204	33	20	10930745	19204	84	10
10930547	19204	77	15	10930746	19204	84	4

SECTION VI. FEDERAL STOCK NUMBER AND REFERENCE
NUMBER INDEX-Continued

REFERENCE NUMBER	MFG CODE	FIG NO	ITEM NO	REFERENCE NUMBER	MFG CODE	FIG NO	ITEM NO
10930748	19204	36	5	10930870	19204	84	32
10930748	19204	84	3	10930871	19204	84	33
10930750	19204	36	2	10930892	19204	49	12
10930750	19204	84	9	10930909	19204	45	4
10930751	19204	36	7	10930917	19204	50	7
10930751	19204	84	6	10930918	19204	50	10
10930752	19204	36	3	10930921	19204	50	20
10930752	19204	84	1	10931034	19204	34	3
10930764	19204	96	23	10931034	19204	78	12
10930765	19204	96	21	10931042	19204	95	27
10930766	19204	96	20	10931044	19204	95	25
19030767	19204	96	18	19031045	19204	95	33
10930768	19204	96	15	10931046	19204	95	38
10930769	19204	96	10	10931047	19204	96	12
10930770	19204	96	14	10931048	19204	96	13
10930771	19204	96	11	10931049	19204	96	2
10930772	19204	96	5	10931050	19204	95	1
10930781	19204	95	43	10931065	19204	33	31
10930785	19204	95	45	10931096	19204	16	34
10930786	19204	95	48	10931097	19204	16	33
10930787	19204	95	13	10935732	19204	16	42
10930788	19204	95	15	10935830	19204	45	3
10930789	19204	72	18	10935872	19204	85	34
10930789	19204	95	19	10935873	19204	87	7
10930790	19204	95	22	10935904	19204	33	5
10930791	19204	95	11	10935904	19204	77	3
10930792	19204	95	42	10935971	19204	33	29
10930793	19204	95	14	10936133	19204	93	15
10930794	19204	95	36	10936133	19204	96	17
10930795	19204	95	37	10936134	19204	93	29
10930797	19204	96	6	10936135	19204	91	9
10930799	19204	95	26	10936136	19204	91	10
10930801	19204	95	8	10936137	19204	91	8
10930802	19204	95	6	10936138	19204	91	11
10930825	19204	85	32	10936152	19204	84	37
10930826	19204	36	17	10936153	19204	85	40
10930826	19204	79	3	10936169	19204	85	39
10930826	19204	85	7	10936173	19204	96	22
10930827	19204	36	40	10936174	19204	85	30
10930827	19204	84	15	10936175	19204	50	3
10930827	19204	85	33	10936270	19204	84	29
10930828	19204	85	20	10936321	19204	84	7
10930829	19204	36	41	10936390-1	19204	33	14
10930829	19204	85	37	10936390-1	19204	77	23
10930830	19204	85	10	10936390-2	19204	33	15
10930831	19204	85	3	10936429	19204	97	1
10930833	19204	85	4	10936634	19204	33	4
10930836	19204	91	7	10936634	19204	77	4
10930837-1	19204	91	25	10941389	19204	85	18
10930837-2	19204	91	19	10941390	19204	85	19
10930837-3	19204	91	20	10941391	19204	85	17
10930837-4	19204	91	21	10941915-1	19204	16	11
10930838-1	19204	91	24	10941915-1	19204	34	12
10930838-3	19204	91	22	10941915-1	19204	37	4
10930838-4	19204	91	23	10941915-1	19204	47	43
10930839	19204	91	26	10941915-1	19204	75	22
10930840	19204	91	2	10941915-2	19204	53	35
10930841	19204	91	28	10941915-3	19204	34	8
10930842	19204	87	1	10941915-3	19204	56	3
10930843	19204	59	-	10942064	19204	92	13
10930844	19204	89	-	10942065	19204	92	1
10930846	19204	7	7	10942066	19204	92	11
10930846	19204	87	2	10942067	19204	92	12

SECTION VI. FEDERAL STOCK NUMBER AND REFERENCE
NUMBER INDEX-Continued

REFERENCE NUMBER	MFG CODE	FIG NO	ITEM NO	REFERENCE NUMBER	MFG CODE	FIG NO	ITEM NO
10942068	19204	92	2	10953985	19204	66	3
10942070-1	19204	92	5	10959387-1	19204	66	6
10942070-2	19204	92	4	10953987-2	19204	66	7
10942071	19204	92	6	10954500	19204	16	17
10942072	19204	92	10	10954501	19204	16	45
10942073	19204	92	9	10954502	19204	16	39
10942074	19204	87	4	10954508	19204	16	18
10942074	19204	92	28	10954519	19204	63	4
10942151	19204	98	2	10954520	19204	63	3
10942152	19204	98	4	10954559	19204	34	31
10942153	19204	98	1	10954559	19204	78	8
19042154	19204	98	5	19054994	19204	63	17
10942155	19204	98	6	10954994	19204	76	2
10942156	19204	98	3	10954996	19204	32	9
10942214	19204	39	12	10954996	19204	76	12
10942215	19204	40	2	10954997	19204	62	3
10942215	19204	47	4	10954998	19204	62	4
10942215	19204	82	1	10955000	19204	32	12
10942216	19204	82	2	10955000	19204	76	17
10942217	19204	82	5	10955004	19204	32	20
10942218	19204	40	10	10955004	19204	76	10
10942219	19204	40	4	10955005	19204	32	27
10942220	19204	40	11	10955005	19204	76	28
10942223	19204	40	9	10955006	19204	32	31
10942224	19204	39	10	10955006	19204	76	27
10942225	19204	39	9	10955007	19204	32	25
10942347	19204	98	7	10955007	19204	76	22
10946907-3	19204	47	38	10955008	19204	32	24
10946907-3	19204	49	10	10955008	19204	76	21
10946970	19204	15	18	10955014	19204	32	15
10946972	19204	15	27	10955014	19204	76	8
10946980	19204	58	1	10955015	19204	32	33
10947083	19204	23	15	10955015	19204	76	34
10948084	19204	28	7	10955018	19204	32	5
10947127	19204	66	19	10955018	19204	76	1
10947150	19204	66	16	10955603	19204	86	4
10947380	19204	15	16	10955604	19204	34	39
10947539	19204	32	11	10955604	19204	86	2
10947539	19204	76	16	10955609-1	19204	49	15
10947572	19204	24	16	10955609-2	19204	49	7
10947572	19204	68	1	10955610-1	19204	49	13
10947995	19204	28	19	10955610-2	19204	49	4
10948004-1	19204	17	38	10955612	19204	32	10
10952603	19204	79	16	10955612	19204	76	13
10953598	19204	5	3	10955646	19204	75	12
10953604	19204	8	-	10955647	19204	31	13
10953605	19204	60	-	10955647	19204	75	23
10953607	19204	16	13	10955648	19204	75	11
10953607-1	19204	16	12	10955649	19204	75	6
10956307-2	19204	16	14	10955653	19204	31	9
10953608	19204	16	36	10955653	19204	75	7
10953667	19204	16	29	10955654	19204	31	7
10953667	19204	58	2	10955654	19204	75	4
10953673	19204	16	28	10955655	19204	31	5
10953674	19204	36	21	10955655	19204	75	2
10953674	19204	79	9	10955656	19204	4	8
10953675	19204	79	6	10955656	19204	31	1
10953676	19204	16	5	10955656	19204	58	8
10953683	19204	58	5	10955657	19204	63	8
10953683	19204	66	24	10955658	19204	63	16
10953698	19204	1	2	10955659	19204	63	15
10953724	19204	16	40	10955660	19204	63	11
10953793	19204	79	5	10955661	19204	63	5
10953856	19204	16	38	10955662	19204	63	9

SECTION VI. FEDERAL STOCK NUMBER AND REFERENCE
NUMBER INDEX-Continued

REFERENCE NUMBER	MFG CODE	FIG NO	ITEM NO	REFERENCE NUMBER	MFG CODE	FIG NO	ITEM NO
10955663	19204	63	13	11619197	19204	56	5
10955664	19204	63	12	11619198	19204	56	13
10955665	19204	63	10	11619199	19204	52	12
10955859	19204	31	3	11619200	19204	56	16
10955859	19204	75	10	11619202	19204	56	12
10955982-1	19204	46	21	11619203	19204	56	9
1135769	19204	45	8	11619204	19204	52	10
11586301	19204	13	16	11619206	19204	52	4
11593793	19204	50	6	11619207	19204	58	6
11593794	19204	50	9	11619208	19204	81	9
11594093	19204	74	25	11619212	19204	46	1
11594271	19204	45	13	11619214	19204	53	1
11602783-1	19204	54	12	11619215	19204	42	1
11602983-1	19204	45	31	11619230	19204	47	22
11602983-2	19204	45	27	11619230	19204	53	6
11605223	19204	34	32	11619238	19204	97	4
11605253	19204	42	6	11619292-1	19204	45	19
11605263	19204	45	21	11619292-2	19204	45	20
11605266	19204	42	5	11619311	19204	47	21
11605267	19204	42	4	11619313	19204	47	45
11605268	19204	43	5	11619314	19204	49	21
11605269	19204	43	4	11619328	19204	50	16
11605269	19204	45	24	11619330	19204	50	15
11605271	19204	42	3	11619331	19204	50	13
11605435	19204	36	35	11619332	19204	50	19
11605436	19204	36	33	11619342	19204	49	20
11605437	19204	36	30	11619343	19204	50	36
11605620	19204	33	16	11619377	19204	53	46
11605620	19204	77	5	11619378	19204	53	45
11605621	19204	33	13	11619380	19204	53	42
11605621	19204	77	22	11619382	19204	53	38
11615420	19204	2	4	11619383	19204	53	39
11618991	19204	47	1	11619384	19204	53	40
11618998	19204	43	1	11619389-1	19204	53	15
11619136	19204	68	17	11619389-2	19204	53	15
11619137	19204	24	14	11619389-3	19204	53	15
11619137	19204	68	14	11619389-4	19204	53	15
11619137	19204	71	9	11619391	19204	53	14
11619138	19204	24	18	11619392	19204	53	23
11619138	19204	68	4	11619394	19204	53	12
11619139	19204	24	12	11619395	19204	53	3
11619139	19204	68	12	11619397	19204	53	9
11619141	19204	24	13	11619398	19204	53	28
11619141	19204	68	13	11619404	19204	53	32
11619142	19204	24	9	11619406	19204	54	17
11619142	19204	68	10	11619407	19204	54	21
11619147	19204	24	11	11619408	19204	54	18
11619147	19204	68	11	11619417	19204	34	9
11619148	19204	24	17	11619418	19204	34	10
11619148	19204	68	3	11619433	19204	46	6
11619169	19204	55	43	11619434-2	19204	46	4
11619171	19204	55	40	11619434-3	19204	46	2
11619172	19204	55	32	11619434-4	19204	46	5
11619173	19204	55	31	11619434-5	19204	46	3
11619179	19204	52	36	11619437	19204	46	13
11619180	19204	52	1	11619438	19204	46	12
11619183	19204	52	9	11619439	19204	46	20
11619185	19204	52	27	11619445	19204	55	23
11619185-1	19204	52	28	11619446	19204	55	20
11619186	19204	52	15	11619447	19204	55	18
11619190	19204	52	16	11619449	19204	55	4
11619191	19204	57	9	11619450	19204	55	14
11619193	19204	52	35	11619451	19204	55	22
11619194	19204	52	25	11619453	19204	55	12

SECTION VI. FEDERAL STOCK NUMBER AND REFERENCE
NUMBER INDEX-Continued

REFERENCE NUMBER	MFG CODE	FIG NO	ITEM NO	REFERENCE NUMBER	MFG CODE	FIG NO	ITEM NO
11619454	19204	55	9	11621468-2	19204	41	4
11619457	19204	55	47	11621468-3	19204	41	5
11619458	19204	54	5	11621468-4	19204	41	6
11619459	19204	54	2	11621468-5	19204	41	7
11619460	19204	54	8	11621468-6	19204	41	8
11619461	19204	54	14	11621468-7	19204	41	9
11619461	19204	55	45	11621468-8	19204	41	10
11619462	19204	54	22	11621474	19204	57	26
11619463	19204	54	1	11621475	19204	57	21
11619464	19204	54	7	11621476	19204	57	20
11619471	19204	46	19	11621477-1	19204	57	13
11619473	19204	40	12	11621477-2	19204	57	15
11619474	19204	40	1	11621478	19204	57	11
11619475	19204	39	4	11621479	19204	57	10
11619476	19204	39	3	11621481	19204	57	23
11619477	19204	39	11	11621483-1	19204	55	35
11619483	19204	55	1	11621494	19204	57	28
11619522	19204	55	30	11621540	19204	56	29
11619523	19204	97	2	11621546	19204	15	24
11619548	19204	36	44	11621565	19204	47	39
11619554	19204	56	35	11621588	19204	79	13
11619555	19204	43	7	11621596	19204	17	31
11619556	19204	43	8	11621596	19204	74	7
11619557	19204	43	10	11635433	19204	57	3
11619576	19204	47	11	11635434	19204	57	17
11619577	19204	47	13	11635435	19204	57	27
11619580	19204	47	33	11635436	19204	57	25
11619582	19204	50	37	11635438	19204	57	4
11619584	19204	47	44	11635538	19204	33	1
11619585	19204	52	21	11635540	19204	48	12
11619586-1	19204	49	14	11635541	19204	44	1
11619586-2	19204	49	16	11635766	19204	36	45
11619586-3	19204	49	5	11635770	19204	55	3
11619586-4	19204	49	8	11635771	19204	47	24
11619587	19204	53	31	11635772	19204	47	23
11619588	19204	50	24	11635773	19204	53	8
11619589	19204	50	25	11635774	19204	53	7
11619607	19204	47	6	11635775	19204	50	18
11619608	19204	47	28	11635776	19204	55	38
11619610	19204	47	26	11635779	19204	32	3
11619611	19204	47	30	11635780	19204	39	1
11619611-1	19204	47	32	11635781	19204	48	5
11619617	19204	53	44	11635782	19204	46	14
11619618	19204	52	34	11635783	19204	53	29
11619631	19204	52	23	11635784	19204	55	11
11619631-1	19204	52	26	11635785	19204	55	48
11619632	19204	52	19	11635786-1	19204	55	42
11619633	19204	52	14	11635786-2	19204	55	41
11619637-1	19204	36	11	11635787	19204	45	9
11619641	19204	15	19	11635788	19204	45	33
11619645	19204	15	34	11635793	19204	45	1
11619645-1	19204	13	10	11635803	19204	52	5
11619648-1	19204	14	12	11635804	19204	52	31
11619649-1	19204	13	5	11635805	19204	56	18
11619649-2	19204	13	6	11635806	19204	52	22
11619653	19204	56	1	11635812	19204	52	13
11619654	19204	52	24	11635817	19204	57	6
11619657	19204	52	8	11635820	19204	46	30
11619658	19204	34	41	11635822	19204	53	26
11619669	19204	97	3	11635823	19204	53	47
11619671	19204	52	11	11635824	19204	41	1
11619699	19204	56	10	11635887	19204	2	1
11621468	19204	41	2	11635887-2	19204	2	2
11621468-1	19204	41	3	11635904	19204	56	14

**SECTION VI. FEDERAL STOCK NUMBER AND REFERENCE
NUMBER INDEX-Continued**

REFERENCE NUMBER	MFG CODE	FIG NO	ITEM NO	REFERENCE NUMBER	MFG CODE	FIG NO	ITEM NO
11635905	19204	36	15	11644086	19204	67	11
11635906	19204	36	36	11644087	19204	25	42
11636033	19204	6	5	11644089	19204	25	44
11636144	19204	56	27	11644090	19204	25	47
11636190	19204	15	29	11644092	19204	25	9
11636398	19204	57	8	11644095	19204	23	25
11640150	19204	56	28	11644096	19204	23	3
11640424	19204	35	18	11644097	19204	23	27
11640426	19204	18	48	11644098	19204	4	9
11640427	19207	17	22	11644098	19204	23	1
11640431	19204	17	29	11644098	19204	58	9
11640431	19204	30	1	11644099	19204	4	5
11640435	19204	4	4	11644099	19204	21	2
11640435	19204	20	1	11644101	19204	12	4
11640435	19204	20	6	11644102	19204	10	1
11640437	19204	21	35	11644103	19204	9	1
11640445	19204	28	14	11644104	19204	50	38
11640467	19204	18	35	11644105	19204	13	19
11640477-1	19204	35	28	11644107	19207	18	6
11640477-2	19204	35	17	11644108	19204	18	5
11640477-3	19204	35	33	11644109	19204	18	41
11640528	19204	25	25	11644112	19204	18	8
11640537	19204	37	26	11644114	19204	18	7
11640538	19204	19	10	11644115	19204	18	3
11640638	19204	37	1	11644117	19204	18	37
11640646	19204	37	14	11644118	19204	18	26
11643863	19204	36	25	11644119	19204	18	28
11643924	19207	38	10	11644120	19204	18	47
11643927	19204	38	8	11644122	19204	18	9
11643928-1	19204	38	5	11644123	19204	4	1
11643928-2	19204	38	6	11644123	19204	13	1
11643929	19204	38	21	11644125	19204	19	7
11643930	19204	38	12	11644126	19204	27	8
11643933	19204	38	23	11644130	19204	26	9
11643934	19204	38	1	11644132	19207	29	13
11643936	19204	35	26	11644134	19204	28	13
11643937	19204	35	35	11644135	19204	26	10
11643939	19204	35	44	11644138	19204	26	4
11643941	19204	35	1	11644139	19204	26	8
11643975	19204	25	34	11644141	19204	28	12
11643976	19204	25	35	11644142	19204	28	20
11643980	19204	25	15	11644145	19204	29	4
11643982	19204	25	4	11644147	19204	29	14
11643983	19204	25	38	11644148	19204	29	9
11643984	19204	25	2	11644149	19204	28	21
11643987	19204	25	37	11644150	19204	28	3
11643988	19204	25	18	11644151	19204	26	18
11643989	19204	25	29	11644152-1	19204	29	18
11644011	19204	21	9	11644152-2	19204	29	8
11644049	19204	21	32	11644153-1	19204	29	17
11644050	19204	37	27	11644153-2	19204	29	16
11644054	19204	17	33	11644154	19204	38	9
11644057	19204	17	18	11644155	19204	28	18
11644076	19207	23	8	11644156	19204	27	10
11644077	19204	25	28	11644157	19204	4	6
11644078	19204	25	27	11644157	19204	26	1
11644079	19204	25	45	11644158	19204	29	1
11644080	19204	23	19	11644159	19204	29	19
11644081	19204	25	13	11644162	19204	11	8
11644082	19204	25	40	11644228	19204	23	18
11644083	19204	23	24	11644229	19204	23	16
11644084	19207	23	26	11644243	19204	19	31
11644085	19204	23	12	11644244	19204	19	30
11644086	19204	23	20	11644246	19204	19	22

SECTION VI. FEDERAL STOCK NUMBER AND REFERENCE
NUMBER INDEX-Continued

REFERENCE NUMBER	MFG CODE	FIG NO	ITEM NO	REFERENCE NUMBER	MFG CODE	FIG NO	ITEM NO
11644247	19204	19	15	11652554	19204	55	33
11644248	19204	19	16	11652558	19204	49	29
11644249	19204	18	19	11652559	19204	49	28
11644260	19204	18	49	11652564	19204	35	45
11644284	19204	19	32	11652795	19204	35	8
11644281	19204	34	17	11652893	19204	51	10
11644289	19204	19	21	11652901	19204	51	13
11644290	19204	21	16	11652906	19204	51	11
11644291	19204	19	20	11652907	19204	51	14
11644299	19204	35	30	11652908	19204	50	35
11644310	19204	19	14	11652908	19204	51	1
11644311	19204	19	25	11652945	19204	35	43
11644313	19204	37	22	11652965	19204	25	6
11644314	19204	37	21	11652966	19204	38	20
11644315	19204	37	17	11652967	19204	35	22
11644323	19204	17	30	11652972	19204	34	13
11644348	19204	37	15	11652973	19204	23	22
11644350	19204	24	1	11653015	19204	19	8
11644351	19204	24	20	11653256	19204	49	11
11644354	19204	24	4	11653266	19204	10	23
11644355	19204	25	49	11653267	19207	21	22
11644357	19204	26	3	11653268	19204	19	19
11644374	19204	17	6	11653279	19204	19	29
11644376	19204	25	20	11653270	19204	21	27
11644377	19204	25	22	11653345	19204	50	26
11644378	19204	25	5	11653346	19204	50	28
11644379	19204	25	24	11653425	19204	2	5
11644381	19207	38	19	11653426	19204	2	6
11644382	19204	37	18	11662510	19204	51	12
11644403	19204	37	5	11662525	19024	30	26
11644405	19207	37	30	11662530	19204	19	3
11644406	19204	37	32	11662655	19204	18	33
11644407	19204	37	11	11662739	19204	22	1
11644408	19204	36	18	11662885	19204	17	37
11644409	19204	36	28	11662885	19204	18	32
11644410	19204	36	43	11664752	19204	49	22
11644414	19204	23	2	11664755	19204	47	35
11644415	19204	18	18	11664793	19204	22	2
11644416	19204	18	17	11664794-1	19204	22	4
11644435	19204	15	37	11664794-2	19204	22	3
11644442	19204	36	39	11664818	19204	49	17
11644458-1	19204	27	7	11665103	19204	37	7
11644458-2	19204	25	23	11665104	19204	37	8
11644460	19204	29	11	11665105	19204	17	11
11644484	19204	17	1	11665106	19204	17	12
11644508	19204	17	40	11665107	19204	17	17
11644509	19204	20	12	11165108	19204	17	16
11644510	19204	21	13	11665256	19204	18	34
11644580	19204	47	19	11665264	19204	47	36
11644582	19204	17	28	12X1014	19728	74	10
11644583	19204	47	20	12X195	19728	74	19
11644584	19204	47	15	13048	26133	26	14
11644594	19204	21	1	20X3047	19728	74	18
11644601	19204	34	42	20627	10237	67	21
11644602	19204	34	29	20634	10237	67	26
11644603	19204	34	28	20635	10237	67	12
11644621	19204	35	5	20637	10237	67	3
11644624	19204	15	15	20639	10237	67	27
11652490	19204	48	4	20640	10237	67	8
11652516	19204	47	3	20649	10237	67	4
11652519	19204	35	11	20651	10237	67	2
11652528	19204	21	6	20652	10237	67	1
11652535	19204	35	38	20654	10237	67	25
11652553	19204	55	36	20658	10237	69	13

SECTION VI. FEDERAL STOCK NUMBER AND REFERENCE
NUMBER INDEX-Continued

REFERENCE NUMBER	MFG CODE	FIG NO	ITEM NO	REFERENCE NUMBER	MFG CODE	FIG NO	ITEM NO
20661	10237	69	32	22887	10237	26	13
20665	10237	69	9	22887	11237	71	8
20666	10237	69	29	22895	10237	65	28
20667	10237	69	27	22898	10237	74	27
20668	10237	69	24	23004	10237	71	7
20669	10237	69	7	23004	10237	2	15
20670	10237	69	6	23004	10237	75	13
20671	10237	69	25	23015	10237	71	12
20672	10237	69	15	23021	10237	58	7
20673	10237	69	4	23021	10237	62	10
20675	10237	69	19	23026	52676	71	13
20678	10237	80	16	23027	10237	26	17
20688	10237	81	1	23027	10237	70	12
20711	10237	72	21	23028	10237	80	8
20723	10237	70	6	23030	10237	80	14
20724	19237	70	7	23080	10237	65	16
20730	10237	64	13	23139	10237	69	10
20731	10237	64	9	23155	10237	72	20
20732	10237	64	10	23156	10237	26	15
20733	10237	64	6	23156	10237	71	16
20734	10237	64	5	23157	10237	70	5
20738	10237	65	11	23158	10237	70	1
20739	10237	65	12	23159	10237	72	17
20740	10237	65	10	23161-1	10237	73	9
20741	10237	65	9	23161-2	10237	73	7
20745	10237	65	36	23162-1	10237	73	8
20763	10237	61	26	23162-2	10237	73	1
20764	10237	61	3	23163	10237	72	7
21536	10237	65	47	23164-1	10237	72	13
21540	14237	58	3	23164-2	10237	72	9
21540	10237	62	11	23165	10237	72	24
21553	10237	65	39	23166	10237	71	4
21687	10237	65	25	23166	10237	72	4
21688	10237	18	51	23167	10237	72	2
21688	10237	65	7	23173	10237	72	25
21689	10237	65	31	23200	10237	74	12
21690J	10237	65	51	23201-243	10237	64	11
21767	10237	70	23	23299	10237	69	3
21770	10237	62	6	23343	10237	65	17
22213	10237	74	3	23345	10237	66	23
22284	10237	71	8	23656	10237	70	10
22543	10237	73	3	23656	10237	71	15
22547	10237	73	2	23680	10237	70	11
22553	10237	73	4	23680	10237	71	14
22562	10237	61	25	23741	10237	70	26
22563	10237	61	6	23904	10237	62	12
22564	10237	61	5	23960	10237	72	10
22565	10237	61	21	24067	10237	74	13
22567	10237	80	1	24068	10237	74	16
22568	10237	81	7	24069	10237	75	11
22570	10237	69	31	24070	10237	74	15
22571	10237	69	26	24071	10237	74	14
22574	10237	67	17	24073	10237	74	17
22682	10233	70	20	24074	10237	74	-
22689	10237	67	23	24075	10237	74	26
22691	10237	67	20	24076	10237	74	24
22694	10237	67	9	24077	10237	74	20
22698	10237	69	5	24582	78570	17	3
22725	10237	65	50	24582	78570	18	21
22726	10237	64	14	24582	78570	27	12
22727	10237	65	40	24582	78570	35	40
22729	10237	65	45	24582	78570	62	2
22732	10237	72	23	24582	78570	65	27
22875	10237	80	15	24582	78570	71	6

SECTION VI. FEDERAL STOCK NUMBER AND REFERENCE
NUMBER INDEX-Continued

REFERENCE NUMBER	MFG CODE	FIG NO	ITEM NO	REFERENCE NUMBER	MFG CODE	FIG NO	ITEM NO
25109	10237	62	15	7385463	19204	70	13
440502	19204	21	10	7385463	19204	80	9
440502	19204	66	20	7407417	10204	17	21
5-16 INCH LOCKWASHER	76665	74	2	7528653	19204	66	13
5-16 INCH LOCKWASHER	76665	80	5	7528653	19204	70	1
50448-9	94833	91	6	7528653	19204	80	10
52-048-250-0375	72962	16	46	7646222	19200	36	34
5321107	19200	36	32	7720488	19204	51	8
5412816	19204	83	10	7720489	19204	7	8
5412817	19204	83	11	7799773	10204	1	5
5412819	19204	83	8	7971350	19204	38	15
5412820	19402	83	3	7971350	19204	70	25
5652801	19204	83	9	7971351	19204	38	9
573042	10237	78	24	7971357	19204	81	4
586127	21450	36	1	7971360	19204	38	11
586127	21450	84	8	7971361	19204	38	16
5910458	19204	27	4	7971362	19204	26	11
5910458	19204	71	17	7941362	19204	70	18
5910537	19204	98	-	7973537	19204	64	1
5910645	19204	70	-	7973735	19204	38	24
5910647	19204	65	13	8335864	19204	6	11
5910647	19204	65	14	8338561	19204	11	10
5910791	19204	1	4	8338562	19204	6	9
5910851	19204	49	-	8338562	19204	7	17
5910859	19204	57	14	8338562	19204	11	11
5911101	19204	28	2	8338562	19204	12	8
5911131	19204	1	10	8338562	19204	46	26
6337900	19204	83	6	8338564	19204	7	16
6590078	19204	83	12	8338564	10204	9	8
700027	21450	23	23	8338564	19204	10	4
700027	21450	67	14	8338564	19204	11	12
700068	21450	32	28	8338564	19204	12	10
700068	21450	76	25	8333854	19204	46	25
700081	21450	93	22	8338569	19207	6	13
700958	21450	25	46	8338569	19207	7	15
700958	21450	76	20	8338569	19207	9	7
701179	21450	92	30	8333569	19207	10	3
7035292	19204	43	9	8338570	19204	7	14
7070144	19204	83	5	8338570	19204	9	6
7070145	19204	83	7	8338570	19204	10	2
710221	00000	95	28	8338572	19204	6	15
7114359	19204	83	4	8338573	19207	6	14
7114363	19204	83	2	8338573	19204	7	9
712221	00000	95	34	8338573	19204	9	3
713481	19204	57	18	8346053	19204	10	5
713482	19204	57	19	8346053	19204	17	10
713513	21450	92	38	8346053	19204	18	2
713667	21450	83	14	8346053	19204	62	9
713667	21450	95	39	8346053	19204	65	6
713685	21450	93	7	9346053	19204	68	9
713685	21450	96	9	8346053	19204	69	12
7328567	19204	34	33	8346053	19204	81	6
7328567	19204	78	33	8369924	19204	21	4
7328568	19207	78	34	8376552-1	19204	95	32
7358503	19204	7	4	8380678	19204	64	2
7358503	19204	78	21	8412282	19204	54	11
7384731	19204	68	6	8448806	19204	30	10
7384731	19204	70	17	8448807	19204	30	28
7384731	19204	75	17	8448808	19204	30	14
7384731	19204	81	2	8448817	19204	4	7
7385463	19204	66	10	8448818-1	19204	30	15
				8448818-10	19204	30	5
				8448818-11	19204	30	32

**SECTION VI. FEDERAL STOCK NUMBER AND REFERENCE
NUMBER INDEX-Continued**

REFERENCE NUMBER	MFG CODE	FIG NO	ITEM NO	REFERENCE NUMBER	MFG CODE	FIG NO	ITEM NO
8448818-2	19204	30	21	8712188	19204	85	16
8448818-3	19204	30	30	8712190	19204	96	24
8448818-4	19204	30	4	8712199	19204	91	27
8448818-5	19204	30	23	8712212	19204	95	7
8448818-6	19204	30	22	8724494	19204	6	10
8448818-7	19204	30	6	8724494	19204	7	18
8448818-8	19204	30	12	8724494	19204	46	27
8448818-9	19204	30	31	8724495	19204	6	7
8448825	19204	30	9	8724495	19204	7	12
8448841	19204	50	33	8724495	19204	11	13
8448846	19204	47	48	8724495	19204	12	6
8448903	19204	35	15	8724497	19204	6	6
8448974	19204	62	1	8724497	19204	7	11
8448974	19204	56	11	8724497	19204	11	14
8712169	19204	93	13	8724497	19204	12	5
8712169	19204	96	19	8724497	19204	46	23
8712170	19204	92	15	8724501	19204	15	14
8712171	21450	93	19	8738044	19204	42	7
8712172	19204	92	24	8744801	19204	29	5
8712184	19204	92	23	8744801	19207	73	8
8712185	19204	92	44	9175892-7	19204	28	8
8712186	19204	85	35				

By Order of the Secretary of the Army:

CREIGHTON W. ABRAMS
General, United States Army
Chief of Staff

Official:

VERNE L. BOWERS
Major General, United States Army
The Adjutant General

DISTRIBUTION:

To be distributed in accordance with DA Form 12-37, (qty rqr block no. 42) Organizational maintenance requirements for Carrier Personnel M114; M114A1.

☆ U.S.GOVERNMENT PRINTING OFFICE : 1996 0 - 406-421 (61297)

