

---

TECHNICAL MANUAL

**ORGANIZATIONAL MAINTENANCE REPAIR PARTS  
AND SPECIAL TOOLS LISTS**

**LUBRICATING AND SERVICING UNIT, POWER  
OPERATED, TRAILER MTD, 23 CFM COMPRESSOR,  
RECIPROCATING, GASOLINE DRIVEN  
(HENRY SPEN MODEL 901765-1)**

**NSN 4930-00-017-9167**

This copy is a reprint which includes current  
pages from Changes 1 and 2.

---

**HEADQUARTERS, DEPARTMENT OF THE ARMY  
19 SEPTEMBER 1980**

CHANGE

NO. 2

HEADQUARTERS  
DEPARTMENT OF THE ARMY,  
WASHINGTON, D. C., 30 June 1994

Organizational Maintenance Repair Parts  
and Special Tools Lists

**LUBRICATING AND SERVICING UNIT, POWER OPERATED, TRAILER MTTD, 23  
CFM COMPRESSOR, RECIPROCATING, GASOLINE DRIVEN  
(HENRY SPEN MODEL 901765-1)  
NSN 4930-00-017-9167**

**DISTRIBUTION STATEMENT A: Approved for public release; distribution is unlimited**

TM 5-4930-207-20P, 19 September 1980, is changed as follows:

1. Remove and insert pages as indicated below. New or changed text material is indicated by a vertical bar in the margin. An illustration change is indicated by a miniature pointing hand.

Remove pages

Insert pages

61 and 62


61 and 62

2. Retain this sheet in front of manual for reference purposes.

By Order of the Secretary of the Army

GORDON R. SULLIVAN  
*General, United States Army*  
*Chief of Staff*

Official:



Milton H. Hamilton  
*Administrative Assistant to the*  
*Secretary of the Army*  
06905

DISTRIBUTION:

To be distributed in accordance with DA Form 12-25-E, block no. 1175, requirements for TM 5-4930-207-20P.

CHANGE }  
No. 1 }

HEADQUARTERS  
DEPARTMENT OF THE ARMY  
WASHINGTON, D.C., 10 October 1986

Organizational Maintenance Repair Parts  
and Special Tools Lists

LUBRICATING AND SERVICING UNIT, POWER  
OPERATED, TRAILER MTD, 23 CFM COMPRESSOR,  
RECIPROCATING, GASOLINE DRIVEN  
(HENRY SPEN MODEL 901765-1)  
NSN 4930-00-017-9167

TM 5-4930-207-20P, 19 September 1980, is changed as follows:

1. Remove and insert pages as indicated below. New or changed text material is indicated by a vertical bar in the margin. An illustration change is indicated by a miniature pointing hand.

Remove pages

15 and 16  
59 and 60

Insert pages

15 and 16  
59 and 60

2. Retain this sheet in front of manual for reference purposes.

**By Order of the Secretary of the Army:**

**Official:**

**R. L. DILWORTH**  
*Brigadier General, United States Army*  
*The Adjutant General*

**JOHN A. WICKHAM, JR.**  
*General, United States Army*  
*Chief of Staff*

**DISTRIBUTION:**

To be distributed in accordance with DA Form 12-25A, Organizational Maintenance requirements for Lubricating and Service Unit, Gas Driven, Trailer Mounted, 23 CFM Compressor (901765-1) (TM 5-4930-207 Series)

**ORGANIZATIONAL MAINTENANCE REPAIR PARTS AND  
SPECIAL TOOLS LISTS**

**LUBRICATING AND SERVICING UNIT, POWER OPERATED,  
TRAILER MTD, 23 CFM COMPRESSOR, RECIPROCATING,  
GASOLINE DRIVEN (HENRY SPEN MODEL 901765-1)  
NSN 4930-00-017-9167**

Current as of 14 May 1980

**REPORTING OF ERRORS**

You can help improve this manual. If you find any mistake or if you know of a way to improve the procedures, please let us know. Mail your letter, DA Form 2028 (Recommended Changes to Publications and Blank Forms), or DA Form 2028-2 located in the back of this manual direct to: Commander, U.S. Army Troop Support and Aviation Materiel Readiness Command, ATTN: DRSTS-MTPS, 4300 Goodfellow Boulevard, St. Louis, MO 63120. A reply will be furnished directly to you.

**Table of Contents**

	<b>Listing Page</b>	<b>Illus Figure</b>
<b>SECTION I. INTRODUCTION</b>		
<b>II. REPAIR PARTS LIST</b>		
<b>Group 01. Inclosure, Work Platform and Battery Holddown</b>		
Inclosure assembly .....	6	1
Work platform .....	8	2
Work platform shims .....	10	8
Battery hold down .....	12	4
<b>Group 02. Battery Box, Tool Box</b>		
Battery box, tool box .....	14	5
<b>Group 03. Accessory Items</b>		
Fire extinguisher .....	16	6
Upper storage drawer .....	18	7
Grease gun .....	20	8
Upper storage drawer .....	22	9
Grease gun, portable .....	24	10
Transfer pump, valve and cylinder .....	26	11
Transfer pump, valve and cylinder (Not Applicable)		12
Transfer pump, valve and cylinder (Not Applicable)		13
Extension lamp .....	28	14

\*This manual supersedes TM 5-4930-207-20P, 28 October 1970 including all changes.

	Listing Page	Illus Figure
<b>Group 04. Hose Reels</b>		
Reel bank assembly .....	30	16
Reel assembly, air .....	32	16
Reel assembly, lubricant .....	34	17
Valve, grease dispensing .....	36	18
Meter, grease, nozzle, assembly .....	38	19
Meter, grease, housing assembly (Not Applicable) .....		20
<b>Group 05. Fuel System and Exhaust Diverter</b>		
Exhaust diverter .....	40	21
Fuel system .....	42	22
<b>Group 06. Control Panel</b>		
Control panel .....	44	23
<b>Group 07. Compressor and Drive</b>		
Compressor, drive belt and guard .....	46	24
Air intake assembly .....	48	26
Compressor tubing and flywheel .....	50	26
Unloader .....	52	27
Cylinder bead .....	54	28
Compressor connecting rods and rings (Not Applicable) .....		29
Compressor crankcase and components (Not Applicable) .....		30
<b>Group 08. Engine and Accessories</b>		
Engine bolt and guard .....	56	31
Engine and related parts .....	58	32
Generator mounting, and oil filter lines .....	60	33
Generator explode .....	62	34
Generator assembly (Not Applicable) .....		36
Starter switch .....	64	36
Starter assembly (Not Applicable) .....		37
<b>Group 09. Air Receiver and Alcohol Dispenser</b>		
Air receiver and lines .....	66	38
Alcohol dispenser .....	68	39
<b>Group 10. Lubricating Pumps, Valves and Tank Covers</b>		
Flow regulator and lines .....	70	40
Air regulator .....	72	41
Lubrication tank cover .....	74	42
High ressure pump and lubrication lines .....	76	43
High pressure pump tube assembly (Not Aplicable) .....		44
Circulating valve, high pressure (Not Applicable) .....		45
Packing group body, high pressure (Not Applicable) .....		46
High pressure air motor explode (Not Applicable) .....		47
High pressure air motor components (Not Applicable) .....		48
High pressure air motor, bottom section (Not Applicable) .....		49
Low pressure pump .....	78	50
Low pressure tube assembly (Not Applicable) .....		51
Circulating valve, low pressure (Not Applicable), .....		52
Packing group body, low pressure (Not Applicable) .....		53
Low pressure air motor explode (Not Applicable) .....		54
Low pressure air motor components (Not Applicable) .....		55
Low pressure air motor, bottom section (Not Applicable) .....		56
Lubricator frame .....	80	57

	Listing Page	Illus Figure
<b>Group 11. Trailer Lights and Wiring Harness</b>		
Stoplight, blackout .....	82	58
Stoplight, taillight .....	84	59
Clearance lights .....	86	60
Power receptacle .....	88	61
Trailer wiring and reflectors.....	90	62
<b>Group 12. Tires and Wheels</b>		
Tires and wheels .....	92	62A
<b>Group 13. Brake System, Air and Hydraulic</b>		
Air brake lines and fittings .....	94	63
Air brake line filter .....	96	64
Air chamber, brake. ....	98	65
Master brake cylinder (Not Applicable) .....		66
Hydraulic brake lines. ....	100	67
<b>Group 14. Wheel Hub and Service Brakes</b>		
Brake drum and wheel hub .....	102	68
Service brakes explode .....	104	69
Service brakes .....	106	70
Wheel cylinder (Not Applicable) .....		71
<b>Group 15. Shock Absorbers, Axle and Springs</b>		
Shock absorber and springs .....	108	72
Axle (Not Applicable) .....		73
<b>Group 16. Wheel Chocks, Coupler and Rear Support Assembly</b>		
Wheel chock .....	110	74
Coupler and safety chain.....	112	75
Rear support assembly explode.....	114	76
Rear support assembly .....	116	77
<b>Group 17. Trailer Frame and Fenders</b>		
Fenders .....	118	78
Trailer frame (Not Applicable).....		79
<b>SECTION III. SPECIAL TOOLS, TEST AND SUPPORT EQUIPMENT (Not Applicable)</b>		
<b>IV. FEDERAL STOCK NUMBER AND REFERENCE NUMBER INDEX .....</b>		

## Section I. INTRODUCTION

**1. Scope.** This manual lists spares and repair parts; special tools; special test, measurement, and diagnostic equipment (TMDE), and other special support equipment required for performance of organizational, direct support, and general support depot maintenance of the Lubricating Unit. It authorizes the requisitioning and issue of spares and repair parts as indicated by the source and maintenance codes.

**2. General.** This Repair Parts and Special Tools List is divided into the following sections:

**a. Section II. Repair Parts List.** A list of spares and repair parts authorized for use in the performance of maintenance. The list also includes parts which must be removed for replacement of the authorized parts. Parts lists are composed of functional groups in ascending numeric sequence, with the parts in each group listed in figure and item number sequence. Bulk materials are listed in NSN sequence.

**b. Section III. Special Tools List.** A list of special tools, special TMDE, and other special support equipment authorized for the performance of maintenance.

**c. Section IV. National Stock Number and Part Number Index.** A list, in National Item Identification Number (NIIN) sequence, of all National Stock Numbers (NSN) appearing in the listings, followed by a list in alphanumeric sequence of all part numbers appearing in the listings. National stock numbers and part numbers are cross-referenced to each illustration figure and item number appearance. This index is followed by a cross-reference list of reference designators to figure and item numbers.

### 3. Explanation of Columns.

**a. Illustration.** This column is divided as follows:

**(1) Figure Number.** Indicates the figure number of the illustration on which the item is shown.

**(2) Item Number.** The number used to identify item called out in the illustration.

**b. Source Maintenance and Recoverability (SMR) Codes.**

**(1) Source Code.** Source codes indicate the manner of acquiring support items for maintenance, repair or overhaul of end items. Source codes are entered in the first and second positions of the Uniform SMR Code format as follows:

<b>Code</b>	<b>Definition</b>
PA	Item procured and stocked for anticipated or known usage.
PB	Item procured and stocked for insurance purposes because essentiality dictates that a minimum quantity be available in the supply system.
PC	Item procured and stocked and which otherwise would be coded PA except that it is deteriorative in nature.
PD	Support item, excluding support equipment, procured for initial issue or outfitting and stocked only for subsequent or additional initial issues or outfitting. Not subject to automatic replenishment.
PE	Support equipment procured and stocked for initial issue or outfitting to specified maintenance repair activities.
PF	Support equipment which will not be stocked but which will be centrally procured on demand.
PG	Item procured and stocked to provide for sustained support for the life of the equipment. It is applied to an item peculiar to the equipment which, because of probable discontinuance or shutdown of production facilities, would prove uneconomical to reproduce at a later time.
KD	An item of a depot overhaul/repair kit and not purchased separately. Depot kit defined as a kit that provides items required at the time of overhaul or repair.
KF	An item of a maintenance kit and not purchased separately. Maintenance kit defined as a kit that provides an item that can be replaced at organizational or intermediate levels of maintenance.
KB	Item included in both a depot overhaul/repair kit and a maintenance kit.

<i>Code</i>	<i>Definition</i>
MO	Item to be manufactured or fabricated at the organizational level.
MF	Item to be manufactured or fabricated at the direct support maintenance level.
MH	Item to be manufactured or fabricated at the general support maintenance level.
MD	Item to be manufactured or fabricated at the depot support maintenance level.
AO	Item to be assembled at organizational level.
AF	Item to be assembled at the direct support maintenance level.
AH	Item to be assembled at general support maintenance level.
AD	Item to be assembled at depot maintenance level.
XA	Item is not procured or stocked because the requirements for the item will result in the replacement of the next higher assembly.
XB	Item is not procured or stocked. If not available through salvage, requisition.
XC	Installation drawing, diagram, instruction sheet, field service drawing, that is identified by manufacturer's part number.
XD	A support item that is not stocked. When required, item will be procured through normal supply channels.

**NOTE**

***Cannibalization or salvage may be used as a source of supply for any items source coded above except those coded XA and aircraft support items as restricted by AR 700-42.***

**(2) Maintenance Code.** Maintenance codes are assigned to indicate the levels of maintenance authorized to USE and REPAIR support items. The maintenance codes are entered in the third and fourth positions of the Uniform SMR Code format as follows:

**(a)** The maintenance code entered in the third position will indicate the lowest maintenance level authorized to remove, replace, and use the support item. The maintenance code entered in the third position will indicate one of the following levels of maintenance:

<i>Code</i>	<i>Definition</i>
C	Crew or operator maintenance performed within organizational maintenance.
O	Support item is removed, replaced, used at the organizational level.
F	Support item is removed, replaced, used at the direct support level.
H	Support item is removed, replaced, used at the general support level.
D	Support items that are removed, replaced, used at depot, mobile depot, or specialized repair activity only.

**(b)** The maintenance code entered in the fourth position indicates whether the item is to be repaired and identifies the lowest maintenance level with the capability to perform complete repair (i.e., all authorized maintenance functions). This position will contain one of the following maintenance codes:

<i>Code</i>	<i>Application/Explanation</i>
O	The lowest maintenance level capable of complete repair of the support item is the organizational level.
F	The lowest maintenance level capable of complete repair of the support item is the direct support level.
H	The lowest maintenance level capable of complete repair of the support item is the general support level.
D	The lowest maintenance level capable of complete repair of the support item is the depot level.
L	Repair restricted to designated, Specialized Repair Activity.
Z	Nonreparable. No repair is authorized.
B	No repair is authorized. The item maybe reconditioned by adjusting, lubricating, etc., at the user level. No parts or special tools are procured for the maintenance of this item.

**(3) Recoverability Code.** Recoverability codes are assigned to support items to indicate the disposition action on unserviceable items. The recoverability code is entered in the fifth position of the Uniform SMR Code format as follows:



**Recoverability**

<b>Code</b>	<b>Definition</b>
z	Nonreparable item. When unserviceable, condemn and dispose at the level indicated in position 3.
o	Reparable item. When uneconomically repairable, condemn and dispose at organizational level.
F	Reparable item. When uneconomically repairable, condemn and dispose at the direct support level.
H	Reparable item. When uneconomically repairable, condemn and dispose at the general support level.
D	Reparable item. When beyond lower level repair capability, return to depot. Condemnation and disposal not authorized below depot level.
L	Reparable item. Repair, condemnation, and disposal not authorized below depot/specialized repair activity level.
A	Item requires special handling or condemnation procedures because of specific reasons (i.e., precious metal content, high dollar value, critical material or hazardous material). Refer to appropriate manuals/directives for specific instructions,

**c. National Stock Number.** Indicates the National stock number assigned to the item and which will be used for requisitioning purposes.

**d. Part Number.** Indicates the primary number used by the manufacturer which controls the design and characteristics of the item by means of its engineering drawings, specifications standards, and inspection requirements to identify an item or range of items.

**NOTE**

**When a stock numbered item is requisitioned, the repair part received may have a different part number than the part being replaced.**

**e. Federal Supply Code for Manufacturer (FSCM).** The FSCM is a 5-digit numeric code listed in SB 708-42 which is used to identify the manufacturer, distributor, or Government agency, etc.

**f. Description.** Indicates the Federal item name and, if required, a minimum description to identify

the item. Items that are included in kits and sets are listed below the name of the kit or set, with the quantity of each item in the kit or set indicated in the quantity incorporated in unit column. When the part to be used differs between serial numbers of the same model, the effective serial numbers are shown as the last line of the description. In the Special Tools List, the initial basis of issue (BOI) appears as the last line in the entry for each special tool, special TMDE, and other special support equipment. When density of equipments supported exceeds density spread indicated in the basis of issue, the total authorization is increased accordingly.

**g. Unit of Measure (U/M).** Indicates the standard of the basic quantity of the listed item as used in performing the actual maintenance function. This measure is expressed by a two-character alphabetical abbreviation (e.g., ea, in., pr, etc.). When the unit of measure differs from the unit of issue, the lowest unit of issue that will satisfy the required units of measure will be requisitioned.

**h. Quantity Incorporated in Unit.** Indicates the quantity of the item used in the breakout shown on the illustration figure, which is prepared for a functional group, subfunctional group, or an assembly, A "V" appearing in this column in lieu of a quantity indicates that no specific quantity is applicable (e.g., shims, spacers, etc.).

**4. Special Information.**

**a.** Repair parts kits and gasket sets appear as the last entries in the repair parts listing for the figure in which its parts are listed as repair parts.

**b.** The following publications pertain to lubricating and servicing unit, and its components:

- TM 5-2805-203-14 Organizational, DS and GS Maintenance Manual
- TM 5-2805-203-24P Organizational, DS and GS Maintenance Repair Parts and Special Tools Lists
- TM 5-4930-207-12 Operator and Organizational Maintenance Manual

**c.** The illustrations in this manual are identical to the applicable illustrations published in the -34P Direct and General Support and Depot Maintenance Repair Parts and Special Tools List manual, and the figure numbers are the same as appear in that manual. The -34P illustrations are

given for a better understanding of the parts relationship, however, only those parts assigned maintenance code "O" are listed in the tabular portion and only these parts are authorized for requisitioning from this manual.

**5. How to Locate Repair Parts.**

**a. When National Stock Number or Part Number is Unknown:**

(1) *First.* Using the table of contents, determine the functional group within which the repair part belongs. This is necessary since illustrations are prepared for functional groups, and listings are divided into the same groups.

(2) *Second.* Find the illustration covering the functional group to which the repair part belongs.

(3) *Third.* Identify the repair part on the illustration and note the illustration figure number and item number of the repair part.

(4) *Fourth.* Using the Repair Parts Listing, find the figure and item number noted on the illustration.

**b. When National Stock Number or Part Number is Known.**

(1) *First.* Using the Index of National Stock Numbers and Part numbers, find the pertinent National stock number or part number. This index is in NIIN sequence followed by a list of part numbers in alphanumeric sequence, cross-referenced to the illustration figure number and item number.

(2) *Second.* After finding the figure and item number, locate the figure and item number in the repair parts list.

**6. Abbreviations.**

<i>Abbreviations</i>	<i>Explanation</i>
ASSY	Assembly(ies)
FT	Feet (foot)
HD	Head
HEX	Hexagon
IN	Inch(es)
LG	Long (length)
NO	Number(s)

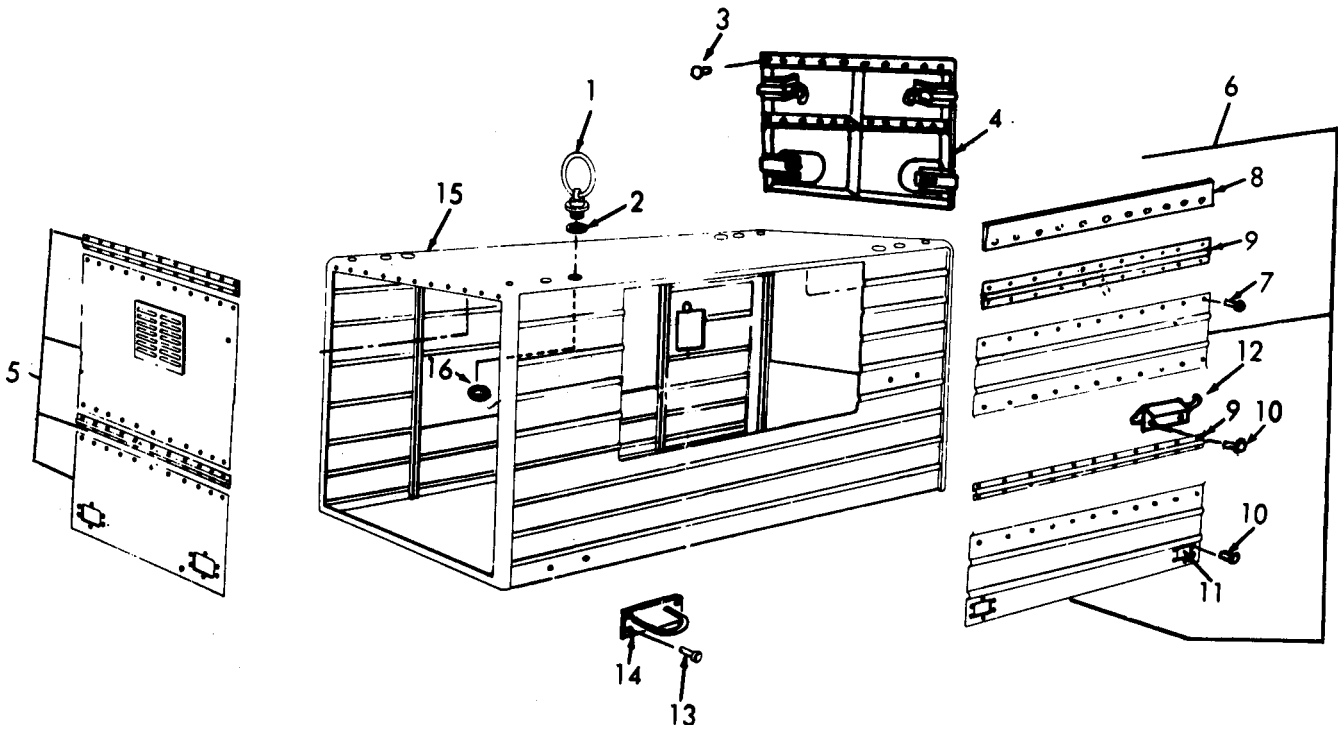


Figure 1. Inclosure Assembly.

(1) ILLUSTRATION		(2) SMR CODE		(3) FEDERAL STOCK NUMBER	(4) PART NUMBER	(5) FSCM	(6) DESCRIPTION	(7) U/M	(8) QTY INC IN UNIT
(a) FIG NO.	(b) ITEM NO.						USABLE ON CODE		
							GROUP 01 INCLOSURES, WORK PLATFORM AND BATTERY HOLD DOWN		
1	1	X80ZZ	5306-00-110-4024	T3109		04368	BOLT, EYE LUBRICATOR.....	EA	4
1	2	PA0ZZ	5310-00-167-C842	7612715		21450	WASHER, FLAT LIFTING RING.....	EA	4
1		X80ZZ	4930-00-110-4018	8C0C25-1		56190	ENCLOSURE ASSEMBLY.....	EA	1
1	3	PA0ZZ	5320-00-582-3503	MS20601AD5W4		96906	RIVET, PULL COORD MTG.....	EA	88
1	4	X80ZZ		6C0224-1		56190	DOOR ASSEMBLY REAR (COMPONENTS SAME AS DOOR ASSEMBLY, P/N 600220-1(56190)).....	EA	1
1	5	X80ZZ		6C0225-1		56190	DOOR ASSEMBLY FRONT (COMPONENTS SAME AS DOOR ASSEMBLY, P/N 600220-1(56190)).....	EA	1
1	6	X80ZZ		6C022C-1		56190	DOOR ASSEMBLY SIDE.....	EA	2
1	7	PA0ZZ	5320-00-616-0376	MS20601B5W3		96906	RIVET, PULL DOOR HINGE AND STRIP MTG.....	EA	208
1	8	PA0ZZ	9320-00-250-6214	MILR6855		81349	STRIP, WEATHER DOOR ASSEMBLY.....	EA	4
1	9	X80ZZ	5340-00-221-4151	MS35827-1A		96906	HINGE, DOOR.....	FT	V
1	10	PA0ZZ	5320-00-582-3274	MS20601AD5W2		96906	RIVET, PULL LATCH AND HANDLE MTG.....	EA	108
1	11	X80ZZ		1901VC04		78252	LATCH, PADDLE.....	EA	8
1	12	X80ZZ		5C045C-1		56190	LATCH, FINGER.....	EA	2
1	13	PA0ZZ	5320-00-147-1445	AF460-5-8		88041	RIVET, PULL HANDLE MTG.....	EA	16
1	14	X80ZZ		MS35793		96906	HANDLE, LIFT ENCLOSURE.....	EA	4
1	15	X80ZZ		700045		56190	HOUSING ASSEMBLY.....	EA	1
1	16	X80ZZ	5330-00-689-3847	1C1512-1		56190	GASKET LIFTING RING.....	EA	4

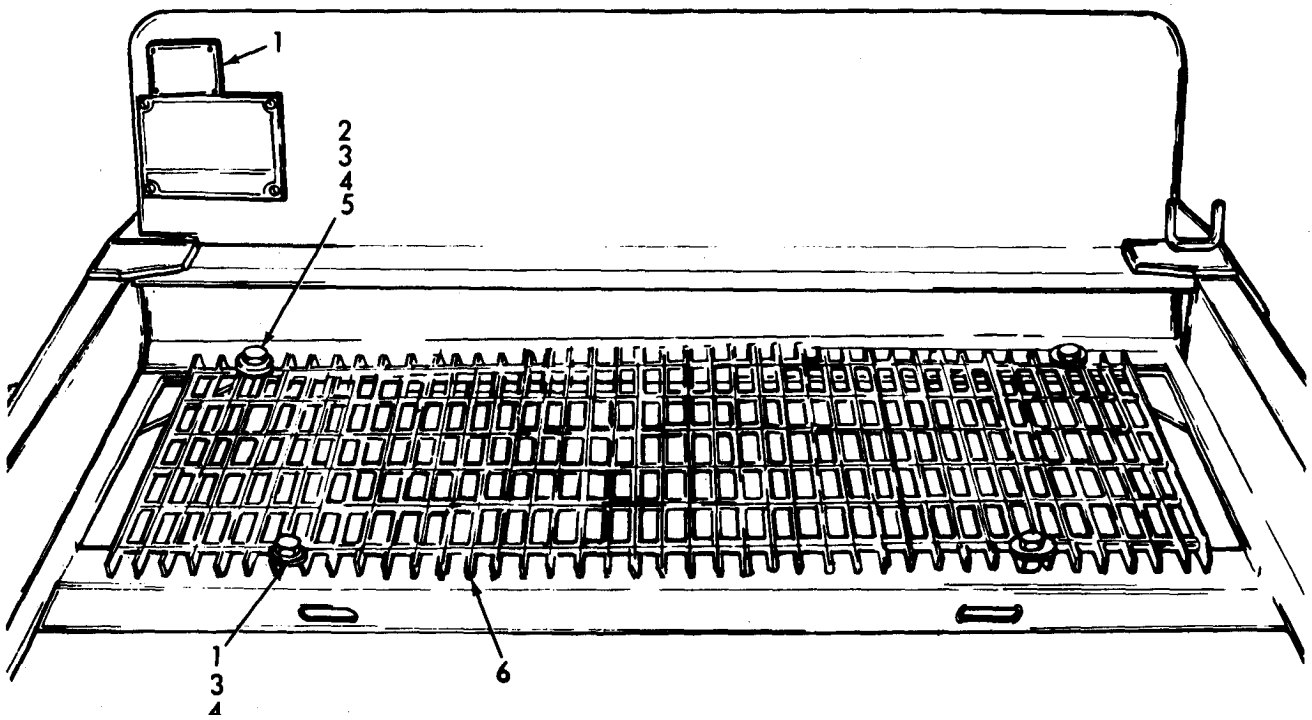


Figure 2. Work Platform.

SECTION II

TM 5-4930-207-20P

(2) SMR CODE	(3) FEDERAL STOCK NUMBER	(4) PART NUMBER	(5) FSCM	(6) DESCRIPTION  USABLE ON CODE	7)	(8) INC IN UNIT
PAOZZ	9905-00-807-371	MS63203-1	9690	PLATEMODIFICATION.....	EA	
PAOZZ	5310-00-051-688	MILN24129	8134	NUT, SELF-LOCKING PLATFORM MTG.....	EA	10
PAOZZ	5310-00-285-149	7805 1-2	2011	WASHER, FLAT PLATFORM MTG.....	EA	
PAOZZ	5310-00-579-206	PFW92	8134	WASHER, FLAT PLATFORM MTG.....	EA	4
PAOZZ	5305-00-724-723	MS9C728-169	9690	SCREW, CAP, HEXAGON PLATFORM MTG.....	EA	10
MOOZZ		MWO5-4930-207-1 19099-1	1909	PLATFORM, WORK NOTE: INSTALLED BY MWO 5-493 0-307-3-1 ; NSN 4930-00-937-1101.....	EA	

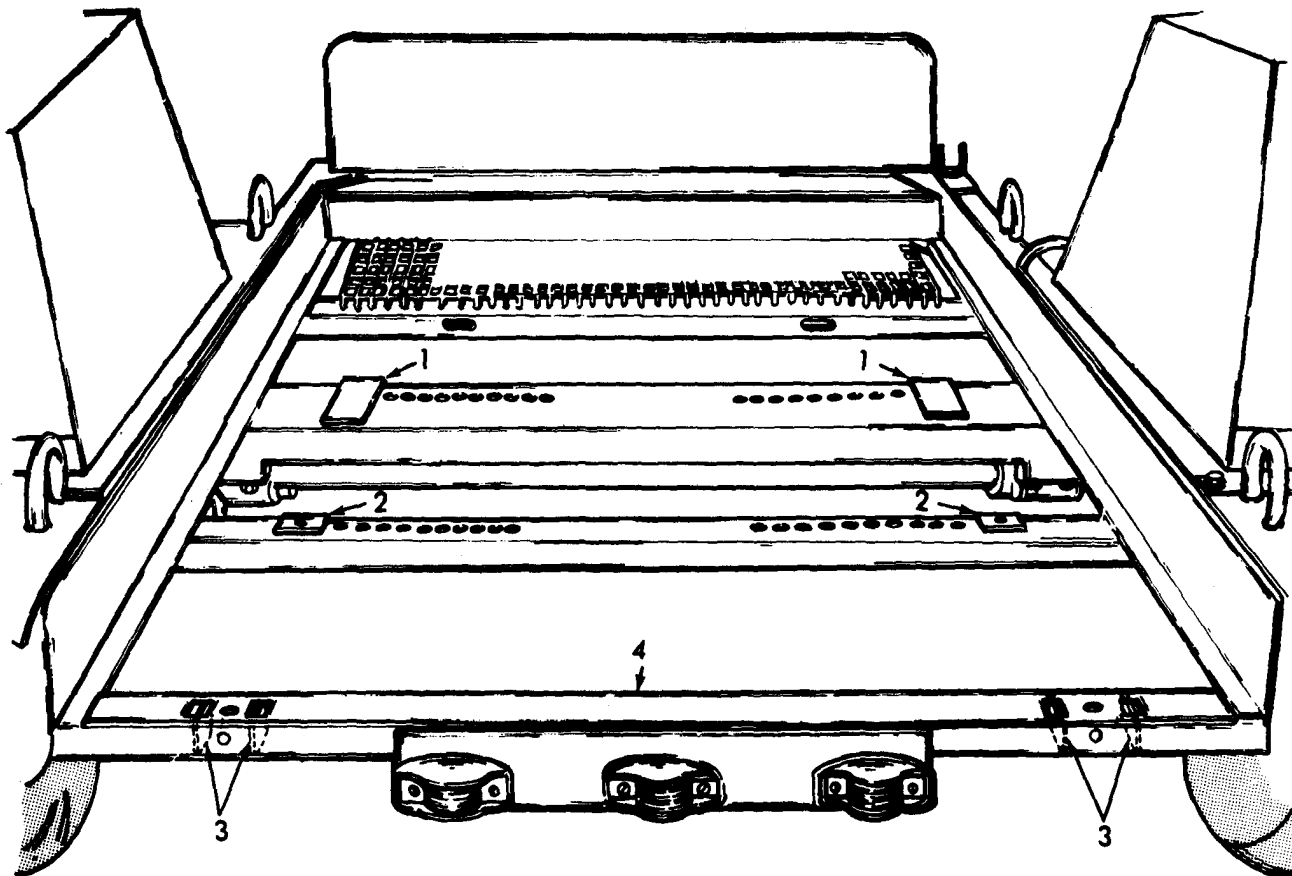


Figure 3. Work Platform Shims.

SECTION II

TM 5-4930-207-20P

(1) ILLUSTRATION		(2)	(3)	(4)	(5)	(6)	(7)	(8)
(a) FIG NO.	(b) ITEM NO.	SMR CODE	FEDERAL STOCK NUMBER	PART NUMBER	FSCM	DESCRIPTION  USABLE ON CODE	U/M	QTY INC IN UNIT
3		M00ZZ		MWO5-4930-207-30 19099-2	19099	SHIM FRAME MANUFACTURE FROM PLATE, NSN 9515-00-596-2442 (9 IN. BY 2 1/2 IN. REQUIRED).....	EA	2
3	2	M00ZZ		MWO5-4930-207-30 19099-3	19099	SHIM FRAME MANUFACTURE FROM PLATE, NSN 9515-00-596-2442 (3 IN. BY 2 1/2 IN. REQUIRED).....	EA	2
3	3	M00ZZ		MWO5-4930-207-30 19099-4	19099	PLATE FRAME MANUFACTURE FROM PLATE, NSN 9515-00-596-2442 (3 1/2 IN. BY 1 3/8 IN. REQUIRED).....	EA	4
3	4	M00ZZ		MWO5-4930-207-30 19099-5	19099	PLATE, COVER FRAME MANUFACTURE FROM PLATE, NSN 9515-00-596- 2442 (3 1/2 IN. BY 4 1/2 IN. REQUIRED).....	EA	1



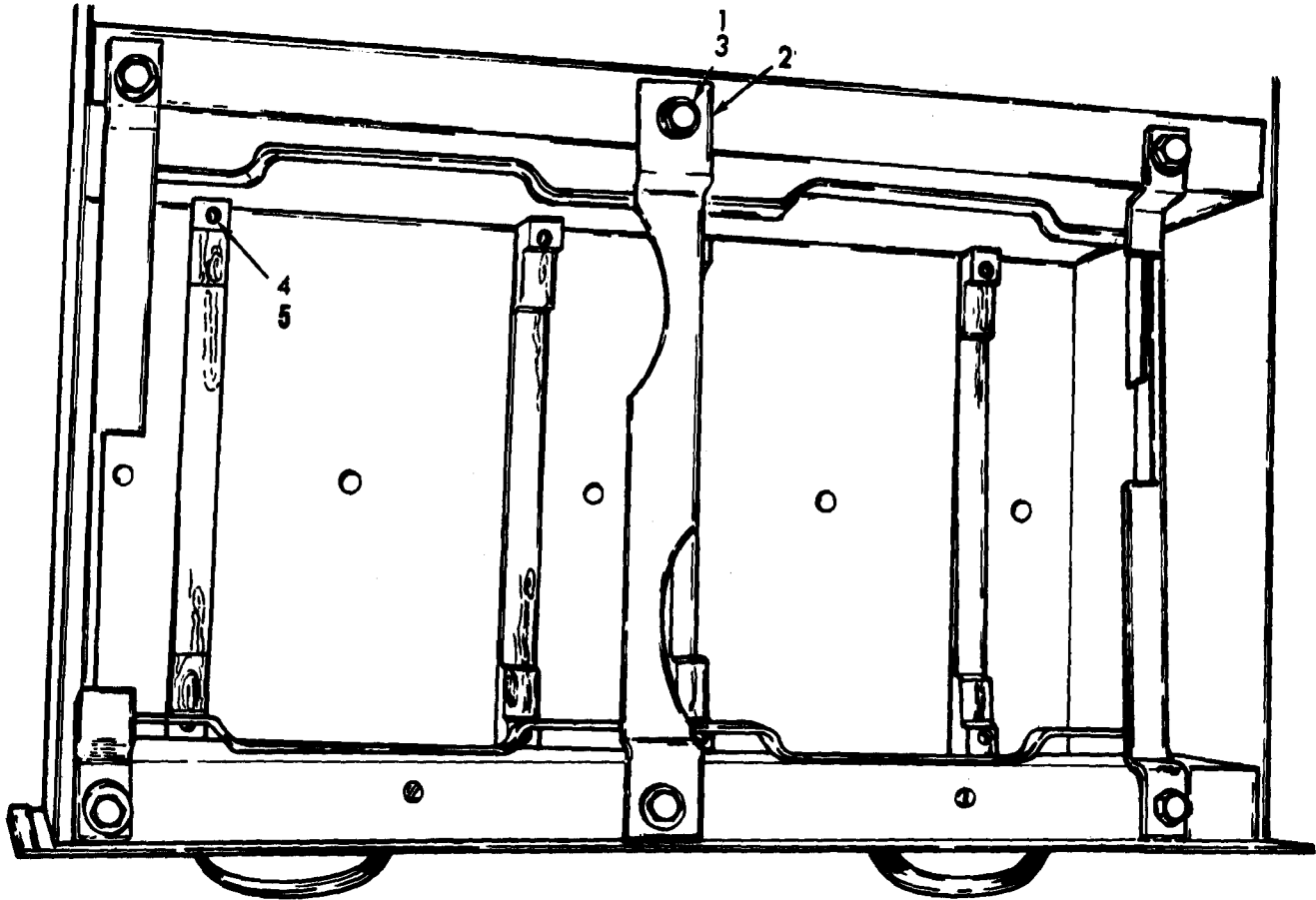


Figure 4. Battery Hold Down.

SECTION II

TM 5-4930-207-20P

(1) ILLUSTRATION		(2)	(3)	(4)	(5)	(6)	(7)	(8)
(a) FIG NO.	(b) ITEM NO.	SMR CODE	FEDERAL STOCK NUMBER	PART NUMBER	FSCM	DESCRIPTION  <i>USABLE ON CODE</i>	U/M	QTY INC IN UNIT
4	1	PAOZZ	5305-00-269-3209	MS90725-58	96906	SCREW,CAP,HEXAGON BATTERY HOLDDOWN FRAME.....	EA	6
4	2	XBOZZ		600218-2	56190	BATTERY HOLDDOWN.....	EA	1
4	3	PAOZZ	5310-00-221-4678	MS21304-3	96906	NUT,PLAIN,SQUARE BATTERY HOLDDOWN FRAME.....	EA	6
4	4	PAOZZ	5305-00-984-6216	MS35206-269	96906	NUT,SELF-LOCKING SKID STRIP MTG.....	EA	8
4	5	XBOZZ		MS90725-6	96906	SCREW,MACHINE SKIP STRIP MTG.....	EA	8

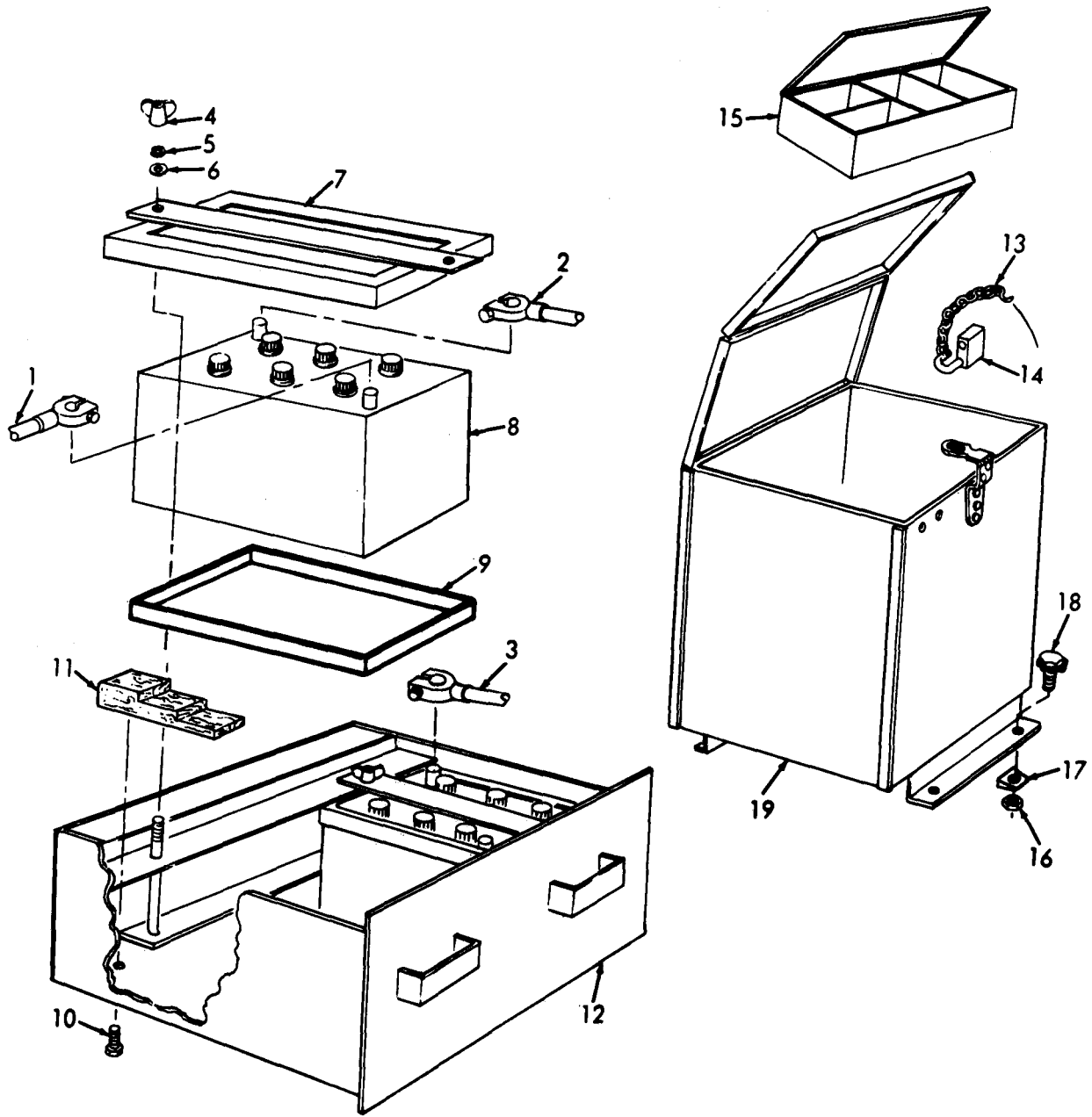


Figure 5. Battery Box, Tool Box.

SECTION II

TM 5-4930-207-20P

(1) ILLUSTRATION		(2)	(3)	(4)	(5)	(6) DESCRIPTION	(7)	(8)
(a) FIG NO.	(b) ITEM NO.	SMR CODE	FEDERAL STOCK NUMBER	PART NUMBER	FSCM	USABLE ON CODE	U/M	QTY INC IN UNIT
GROUP 02 BATTERY BOX, TOOL BOX								
5	1	P80ZZ	6140-00-868-7915	500443-1	56190	LEAD, STORAGE BATTER.....	EA	1
5	2	X80ZZ		500443-2	56190	CABLE ASSEMBLY.....	EA	1
5	3	P80ZZ	6140-00-868-7916	500443-3	56190	LEAD, STORAGE BATTER.....	EA	1
5	4	PAOZZ		MS35425-74	96906	NUT, WING.....	EA	2
5	5	X80ZZ	5310-00-865-6073	MS21306-1	96906	WASHER, LOCK BATTERY HOLD DOWN.....	EA	4
5	6	PAOZZ	5310-00-627-6124	MS35335-35	96906	WASHER, FLAT BATTERY HOLD DOWN.....	EA	4
5	7	PAOZZ		300894-1	56190	BATTERY HOLD BRACKET.....	EA	2
5	8	PAOZA	6140-00-057-2554	MS35000-3	96906	BATTERY, STORAGE.....	EA	2
5	9	X80ZZ		500437-1	56190	PAN, BATTERY.....	EA	2
5	10	PAOZZ	5305-00-180-1964	MS35493-56	96906	SCREW, WOOD.....	EA	1
5	11	X80ZZ		300897-1	56190	SPACER, WOOD BATTERY.....	EA	4
5	12	X80ZZ		600218-1	56190	BOX, BATTERY.....	EA	1
5	13	X80ZZ		58A4626236	88044	KEY RING, LOCK TOOL BOX.....	EA	2
5	14	X80ZZ		600244-2	56190	LOCK ASSEMBLY TOOL BOX.....	EA	2
5	15	X80ZZ		500467-1	56190	TRAY TOOL BOX.....	EA	1
5	16	PAOZZ	5310-00-088-0553	MS21044N5	96906	NUT, SELF-LOCKING TOOL BOX MTG.....	EA	4
5	17	X80ZZ		8861255-1	19203	WASHER, BEVEL TOOL BOX MTG.....	EA	4
5	18	PAOZZ	5306-00-212-0213	MS9453-12	96906	BOLT, MACHINE TOOL BOX MTG.....	EA	4
5	19	X80ZZ		600214-1	56190	BOX, TOOL.....	EA	1

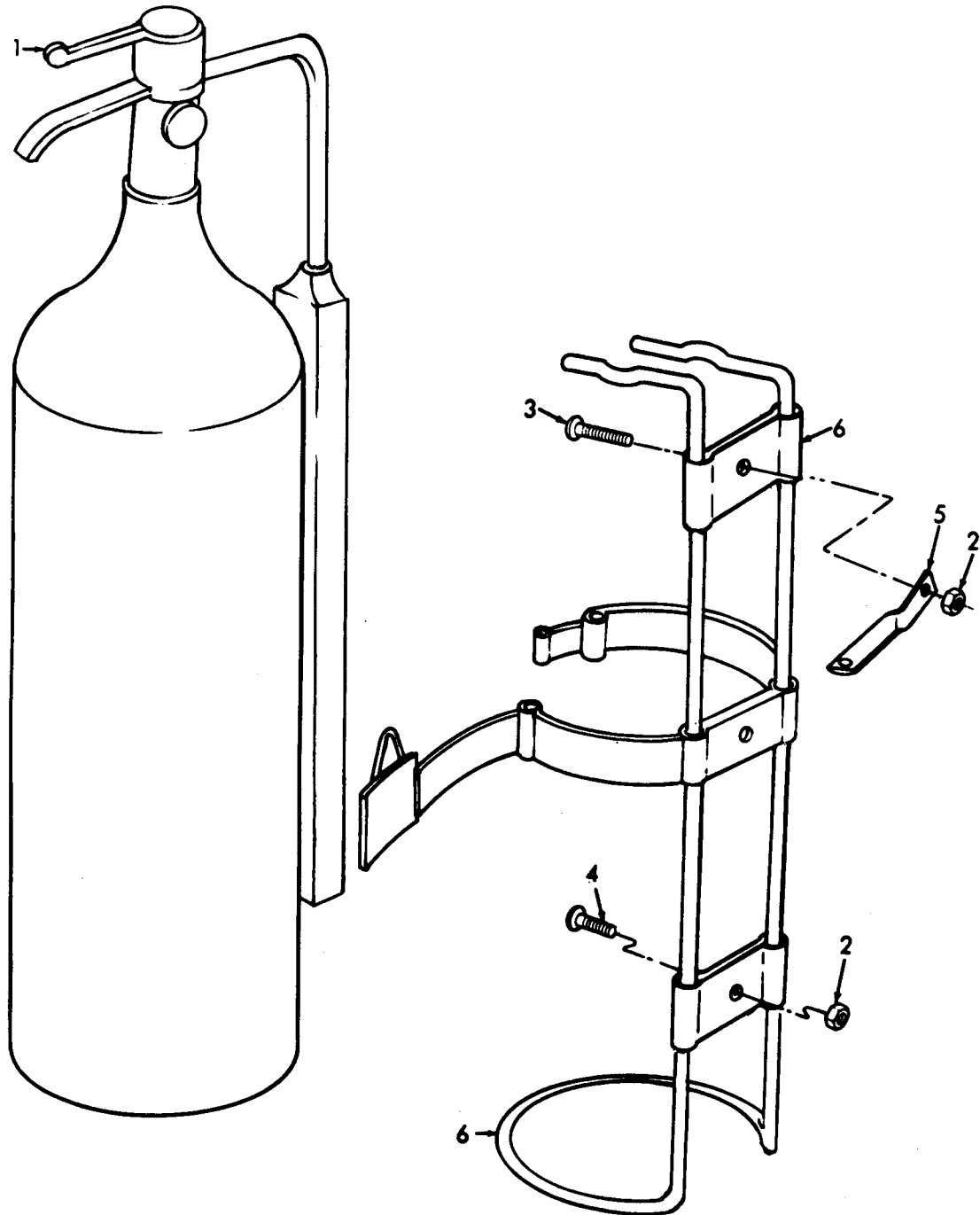


Figure 6. Fire Extinguisher.

SECTION II

TM 5-4930-207-20P

(1) ILLUSTRATION		(2)	(3)	(4)	(5)	(6)	(7)	(8)
(a) FIG NO.	(b) ITEM NO.	SMR CODE	FEDERAL STOCK NUMBER	PART NUMBER	FSCM	DESCRIPTION  <i>USABLE ON CODE</i>	U/M	QTY INC IN UNIT
						GROUP 03 ACCESSORY ITEMS		
6	1	PAOZZ	4210-00-889-2221	874195	33525	EXTINGUISHER, FIRE.....	EA	1
6		XBOZZ		7454	01317	.CYLINDER FIRE EXTINGUISHER.....	EA	1
6	2	PAOZZ	5310-00-903-8282	MS21083N4	96906	NUT, SELF-LOCKING EXTINGUISHER BRACKET MTG.....	EA	2
6	3	PAOZZ	5305-00-014-3317	143317	24617	SCREW, MACHINE EXTINGUISHER BRACKET MTG.....	EA	1
6	4	PAOZZ	5305-00-145-6896	AN520-416-6	88044	SCREW, MACHINE EXTINGUISHER BRACKET MTG.....	EA	1
6	5	XBOZZ		3C0952-1	56190	SUPP CRT EXTINGUISHER BRACKET.....	EA	1
6	6	XBOZZ		81465	33525	BRACKET.....	EA	1

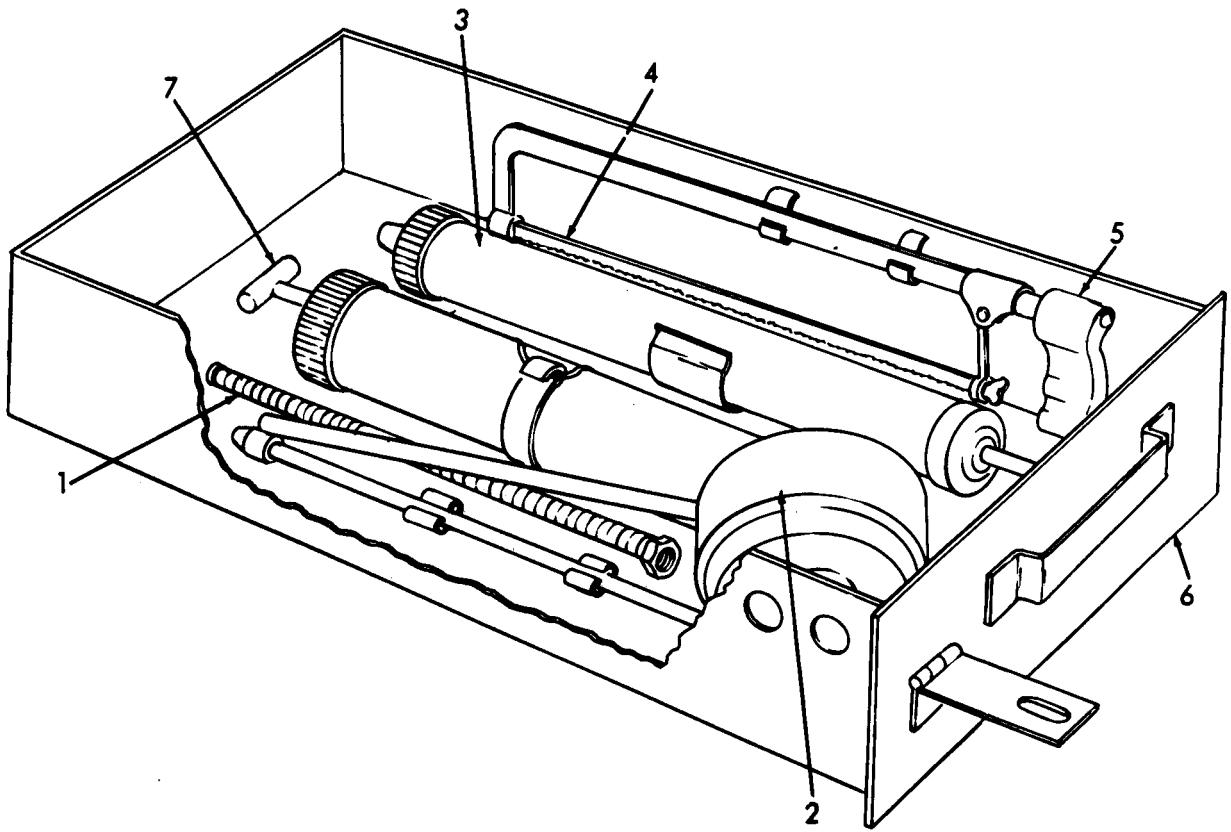


Figure 7. Upper Storage Drawer.

SECTION II

TM 5-4930-207-20P

(1) ILLUSTRATION		(2)	(3)	(4)	(5)	(6) DESCRIPTION	(7)	(8)
(a) FIG NO.	(b) ITEM NO.	SMM CODE	FEDERAL STOCK NUMBER	PART NUMBER	FBCM	USABLE ON CODE	U/M	QTY INC IN UNI'
7	1	XBO ZZ		101598-3	56190	NOZZLE, FLEXIBLE SUCTION GUN .....	EA	
7	2	XBO ZZ		G330820	57733	OIL GUN, PNEUMATIC .....	EA	
7	3	PBO ZZ	4930-00-910-8373	G330794	57733	GUN ASSEMBLY .....	EA	
7	4	XBO ZZ		GGG845	83470	BLADE, HACKSAW .....	EA	
7	5	XBO ZZ		GGGF6718	83470	FRAME, HACKSAW .....	EA	
7	6	XBO ZZ		5C0440-1	56190	DRAWER, ACCESSORY .....	EA	
7	7	XBO ZZ		G330648	57733	GUN, GREASE, HAND .....	EA	



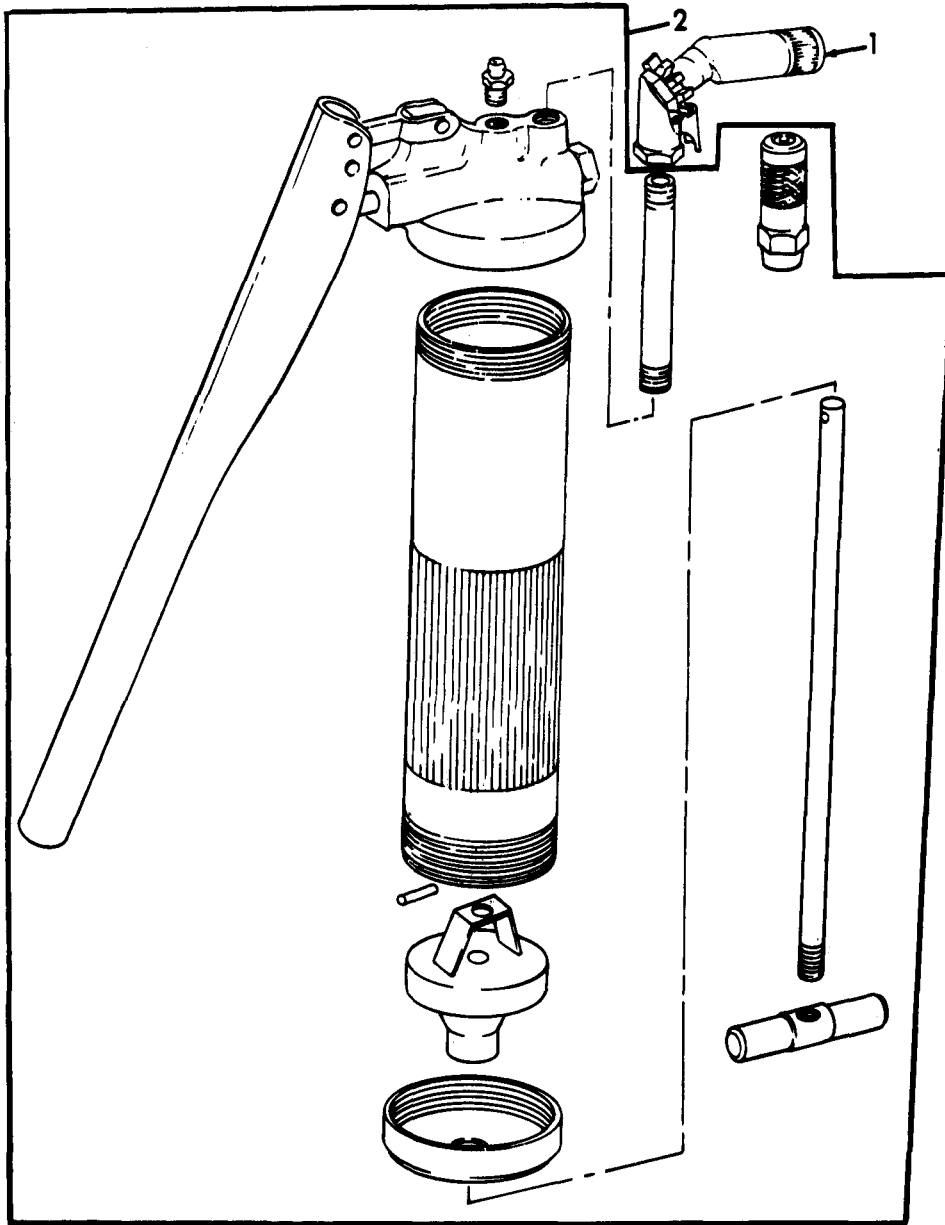


Figure 8. Grease Gun.

SECTION II

TM 5-4930-207-20P

(1)		(2)	(3)	(4)	(5)	(6)	(7)	(8)
ILLUSTRATION	FIG NO.	SMR CODE	FEDERAL STOCK NUMBER	PART NUMBER	FSC	DESCRIPTION	USABLE ON CODE	QTY IN INVT
8	180ZZ		930-00-910-837	330849	773	SWIVEL ASSEMBLY GREASE ADAPTER .....		A
8	180ZZ			3309C2	773	GUN, LEVER GREASE, HAND OPERATED .....		A

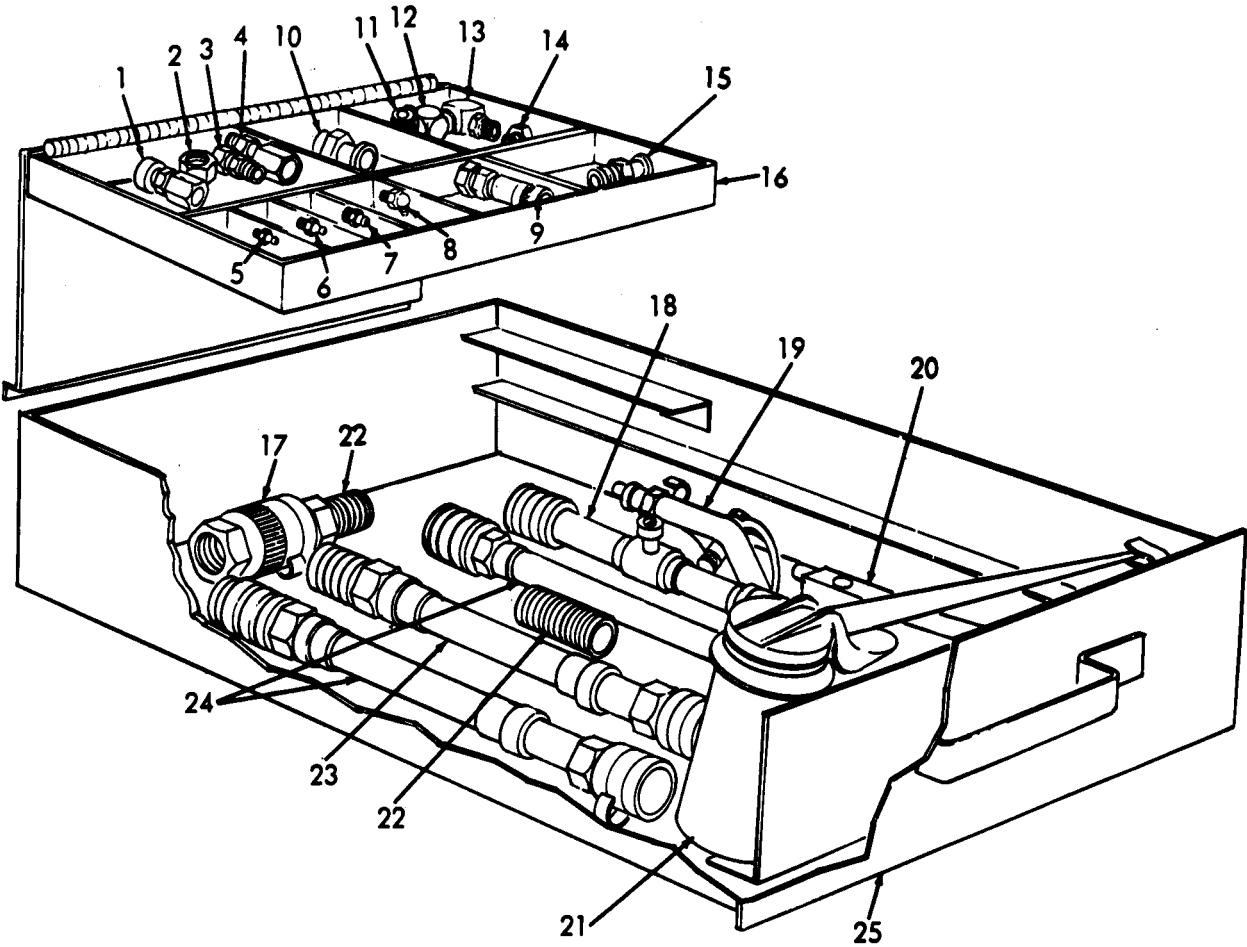


Figure 9. Upper Storage Drawer.

SECTION II

TM 5-4930-207-20P

(1)		(2)	(3)	(4)	(5)	(6)	(7)
LUST FIG NO.	TION TEM NO.	SMR CODE	FEDERAL STOCK NUMBER	PART NUMBER	FSCM	DESCRIPTION	QTY INC IN
9	1	XBOZZ	1730-00-930-7712	009048X04	79470	COUPLING, MALE.....	EA 1
9		PAOZZ	1730-00-910-8365	G330809	57733	COUPLING HAL F, QUICK.....	EA 2
9		PAOZZ	1730-00-910-8379	233-66	57733	COUPLING, HOSE, MALE.....	EA 2
9		PAOZZ	1730-00-910-8380	238-36	57733	ADAPTER, STRAIGHT, PI.....	EA 2
9		PAOZZ	1730-00-050-4206	MS150C3-1	96906	FITTING, LUBRICATION.....	EA 6
9		PAOZZ	1730-00-222-100	1825-1j	57733	FITTING, LUBRICATION.....	EA 6
9		XBOZZ	1730-00-223-641	1823-1j	95879	FITTING, LUBRICATION.....	EA 6
9		PAOZZ	1730-00-050-4203	MS150C1-1	96906	FITTING, LUBRICATION.....	EA 12
9		PAOZZ	1730-00-172-0C28	MS150C3-4	96906	FITTING, LUBRICATION.....	EA 6
9	1	XBOZZ	1730-00-115-2516	330808	57733	ADAPTER, LUBRICATOR.....	EA 1
9	1	PAOZZ	1730-00-188-6314	1831	57733	FITTING, LUBRICATION.....	EA 6
9	1	PAOZZ	1730-00-910-8357	G330732	57733	SWIVEL, LUBRICATION.....	EA 1
9	1	PAOZZ	1730-00-910-8356	G330748	57733	SWIVEL, UNIVERSAL.....	EA 3
9	1	PAOZZ	5340-00-910-8358	326278	57733	PLUG, MACHINETHREAD.....	EA 2
9	1	XBOZZ		16378L	57733	FITTING, LUBRICATION.....	EA 6
9	1	XBOZZ	1930-00-425-5865	500460-1	56190	TRAY ACCESSORY DRAWER.....	EA 1
9	1	PAOZZ	1730-00-273-3359	00904-104	25980	ADAPTER, STRAIGHT.....	EA 1
9	1	XBOZZ	1930-00-910-8377	G330798	57733	ADAPTER, NOZZLE.....	EA 1
9	1	XBOZZ		400	08070	GUN, AIR BLOW.....	EA 1
9	2	PAOZZ	6685-00-910-8355	1506	94894	GAGE, PRESSURE, DIAL.....	EA 1
9	2	PAOZZ	1930-00-274-5713	N911	77335	OILER, HAND.....	EA 1
9	2	XBOZZ	1730-00-494-3271	MILC41098	88044	NIPPLE, FITTING LOWER DRAWER.....	EA 2
9	2	XBOZZ	1930-00-910-8376	G330799	57733	ADAPTER, GREASE GUN LOWER DRAWER.....	EA 2
9	2	PAOZZ	1930-00-910-8375	G330803	57733	ADAPTER, FLEXIBLE.....	EA 2
9	2	XBOZZ		500441-1	56190	DRAWER, ACCESSORY.....	EA 1

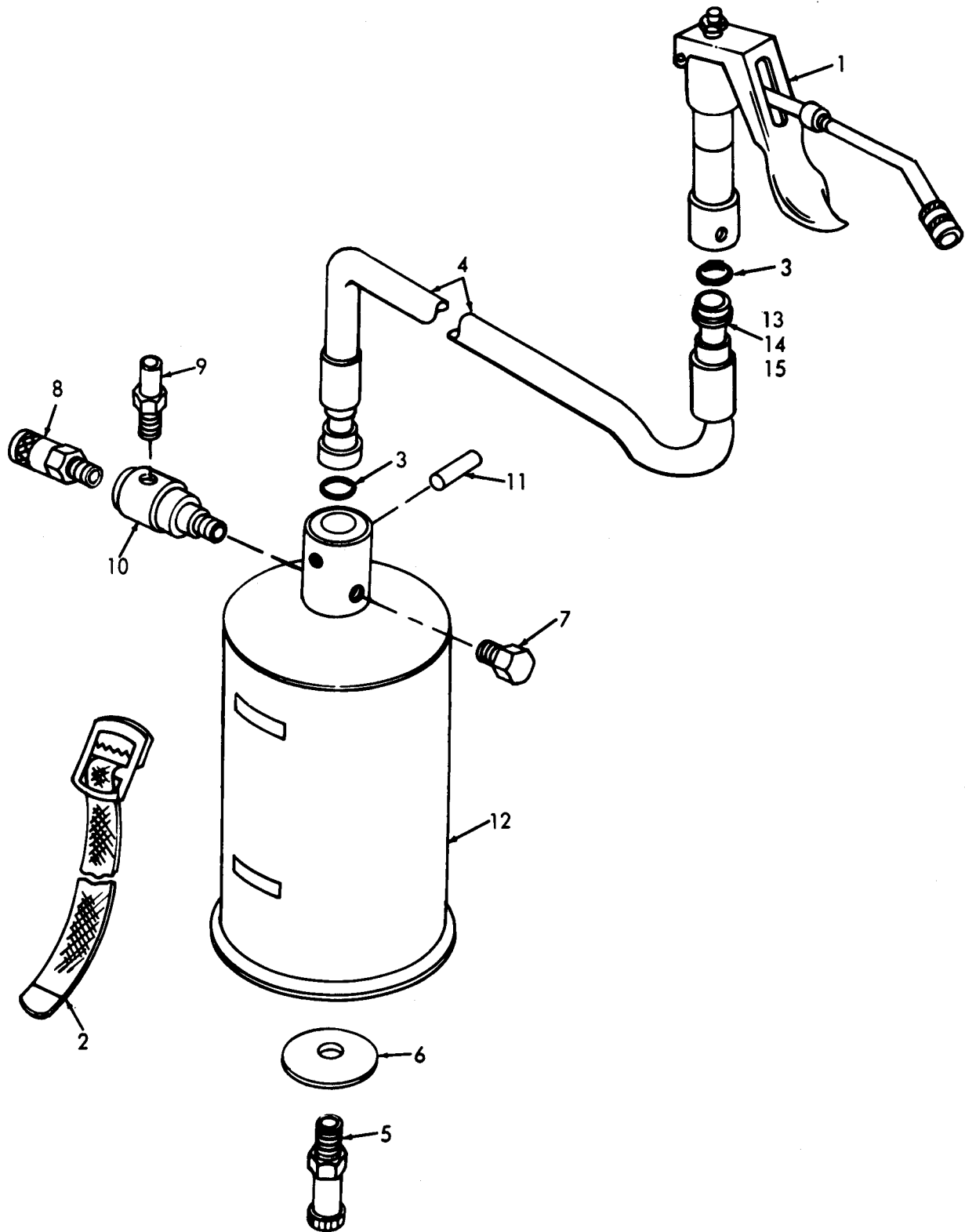


Figure 10. Grease Gun, Portable.

SECTION II

TM 5-4390-207-20P

(1) ILLUSTRATION		(2)	(3)	(4)	(5)	(6)	(7)	(8)
(a) FIG NO.	(b) ITEM NO.	SMR CODE	FEDERAL STOCK NUMBER	PART NUMBER	FSCM	DESCRIPTION  USABLE ON CODE	U/M	QTY INC IN UNIT
10	1	X80ZZ	4930-00-910-8374	71880	03990	GREASEGUNLUBRICATINGUNIT.....	EA	1
10	2	X80ZZ		71331	03990	.STRAP,RETAINING.....	EA	1
10		X80ZZ	4930-00-729-631	640-105	03990	LUBRICATINGUNIT.....	EA	1
10	3	PADZZ	5330-00-663-6844	Y125-10	03990	.PACKING,PREFORMED.....	EA	2
10	4	X80ZZ		621509-04	03990	.HOSEASSEMBLY.....	EA	1
10	5	X80ZZ		72715	03990	.STEM,VALVE.....	EA	1
10	6	X80ZZ		73170	03990	.PLATE,INFORMATIONAIRPRESSURE.....	EA	1
10	7	X80ZZ	4820-00-116-0060	72716	03990	.VALVE,SAFETYRELIEF.....	EA	1
10	8	X80ZZ		6C64	03990	.FITTING.....	EA	1
10	9	X80ZZ	4820-00-232-5722	72720	03990	.VALVE,SAFETYRELIEF.....	EA	1
10	10	X80ZZ		5497	03990	.ADAPTER,AIR.....	EA	1
10	11	X80ZZ		Y121-106	03990	.PIN,GROOVE.....	EA	1
10	12	X80ZZ		72708	03990	.CONTAINERASSEMBLY.....	EA	1
10	13	X80ZZ		72792	03990	.SPRING,HELICALBALLCHECK.....	EA	1
10	14	X80ZZ		Y16-8	03990	.BALL,CHECK.....	EA	1
10	15	X80ZZ		71453	03990	.BODY.....	EA	1

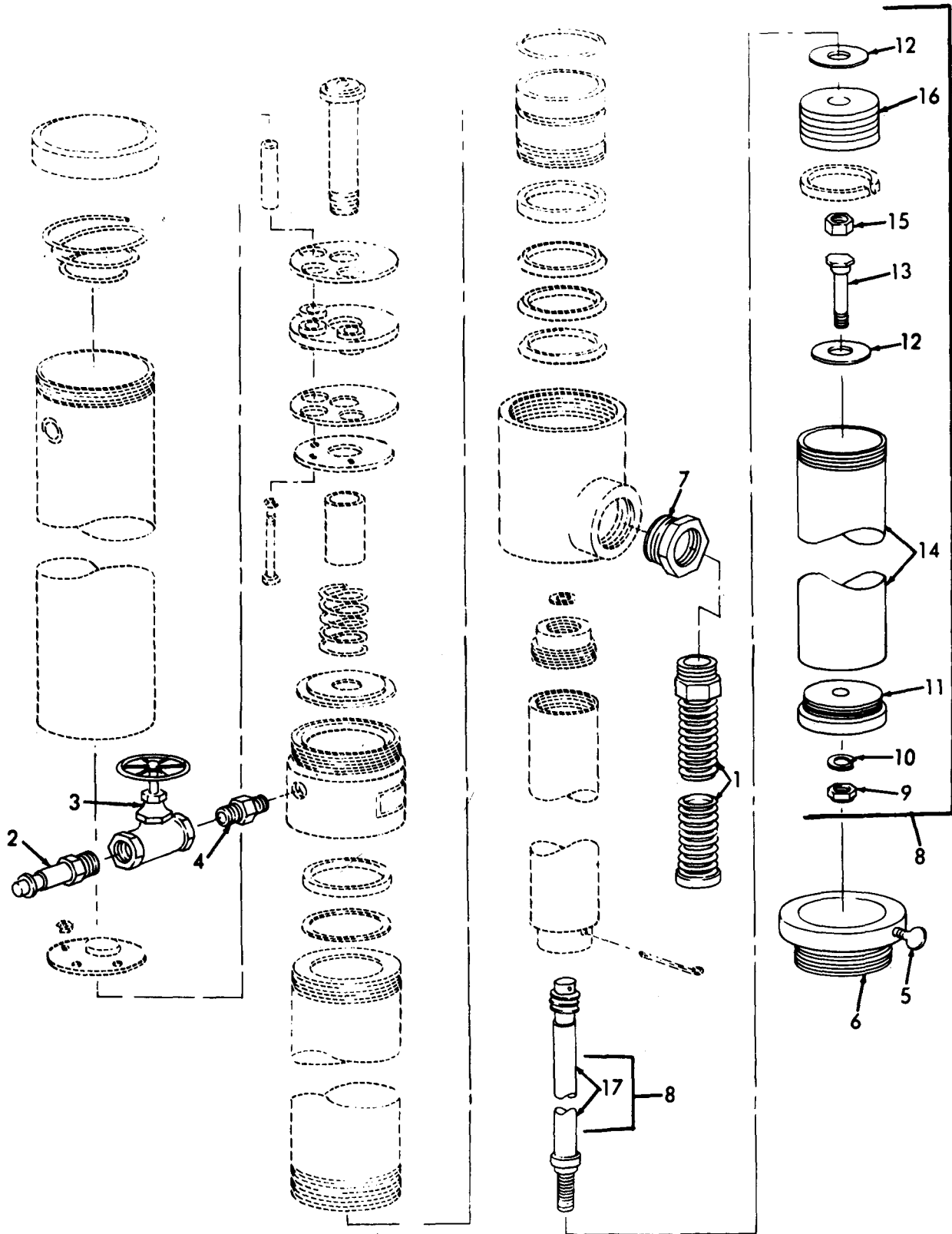


Figure 11. Transfer Pump, Valve and Cylinder

SECTION II

TM 5-4930-207-20P

ILLUSTRATION		SMR CODE	FEDERAL STOCK NUMBER	(4)	(5)	(6)	U/M	(8) QTY INC IN UNIT
(a) FIG NO.	(b) ITEM NO.			PART NUMBER	F8CM	DESCRIPTION		
11	1	XBOZZ	4720-00-115-2514	G330784	57733	HOSE ASSEMBLY LUBRICANT TRANSFER.....	EA	1
11	2	PBOZZ	4730-00-115-2514	330808	57733	ADAPTER VALVE TO TRANSFER PUMP.....	EA	1
11	3	PBOZZ	4820-00-116-5141	316567	57733	VALVE, GLOBE TRANSFER PUMP.....	EA	1
11	4	XBOZZ	4730-00-118-8541	301296	57733	ADAPTER.....	EA	1
11		PBOZZ	4930-00-910-8371	G330783	57733	PUMP, LUBRICANT.....	EA	1






Figure 14. Extension Lamp.

SECTION II

TM 5-4930-207-20P

(1) ILLUSTRATION		(2)	(3)	(4)	(5)	(6)	(7)	(8)
(a) FIG NO.	(b) ITEM NO.	SMR CODE	FEDERAL STOCK NUMBER	PART NUMBER	FSCM	DESCRIPTION  USABLE ON CODE	U/M	QTY INC IN UNIT
14	1	PAOZZ	5306-00-543-2506	MS35291-33	96906	BOLT, ASSEMBLED LAMP MTG.....	EA	2
14		XBOZZ	6230-00-741-2783	7412783	00000	LAMP HAP REEL.....	EA	1
14	2	PADZZ	6240-00-155-8725	MS15584-6	96906	.LAMP, INCANDESCENT EXTENSION LIGHT.....	EA	1
14	3	XBOZZ		A261	95452	.LAMP ASSEMBLY EXTENSION LIGHT.....	EA	1
14	4	XBOZZ		A438	95452	.SCREW, MACHINE TERMINAL COVER MTG.....	EA	2
14	5	XBOZZ		A404	95452	.COVER, TERMINAL REEL.....	EA	1
14	6	XBOZZ		A442	95452	.DISC, FIBER REEL COVER.....	EA	1
14	7	XBOZZ		B202	95452	.CASE ASSEMBLY.....	EA	1
14	8	XBOZZ		A437	95452	.SCREW, MACHINE LEAD MTG.....	EA	4
14	9	XBOZZ		A271	95452	.WIRING HARNESS LIGHT ASSEMBLY.....	EA	1
14	10	XBOZZ		B200-2C1	95452	.PULLEY ASSEMBLY REEL.....	EA	1
14	11	XBOZZ		A265	95452	.LEAD, ELECTRICAL POWER.....	EA	1
14	12	XBOZZ		A266	95452	.LEAD, ELECTRICAL GROUND.....	EA	1
14	13	XBOZZ		A204	95452	.NUT, JAM REEL TO BRACKET.....	EA	1
14	14	XBOZZ		A210	95452	.WASHER, LOCK REEL MTG.....	EA	1
14	15	XBOZZ		B263	95452	.BRACKET, MOUNTING.....	EA	1
14	16	XBOZZ		B1029-1	95452	.RATCHET, REEL LIGHT.....	EA	1
14	17	XBOZZ		B417-1	95452	.PAWL, STOP REEL.....	EA	1
14	18	XBOZZ		B203	95452	.LID, REEL.....	EA	1
14	19	XBOZZ		A421	95452	.PLATE, RATCHET LIGHT REEL RETURN SPRING.....	EA	1
14	20	XBOZZ		A294	95452	.SPRING, RETURN LIGHT.....	EA	1

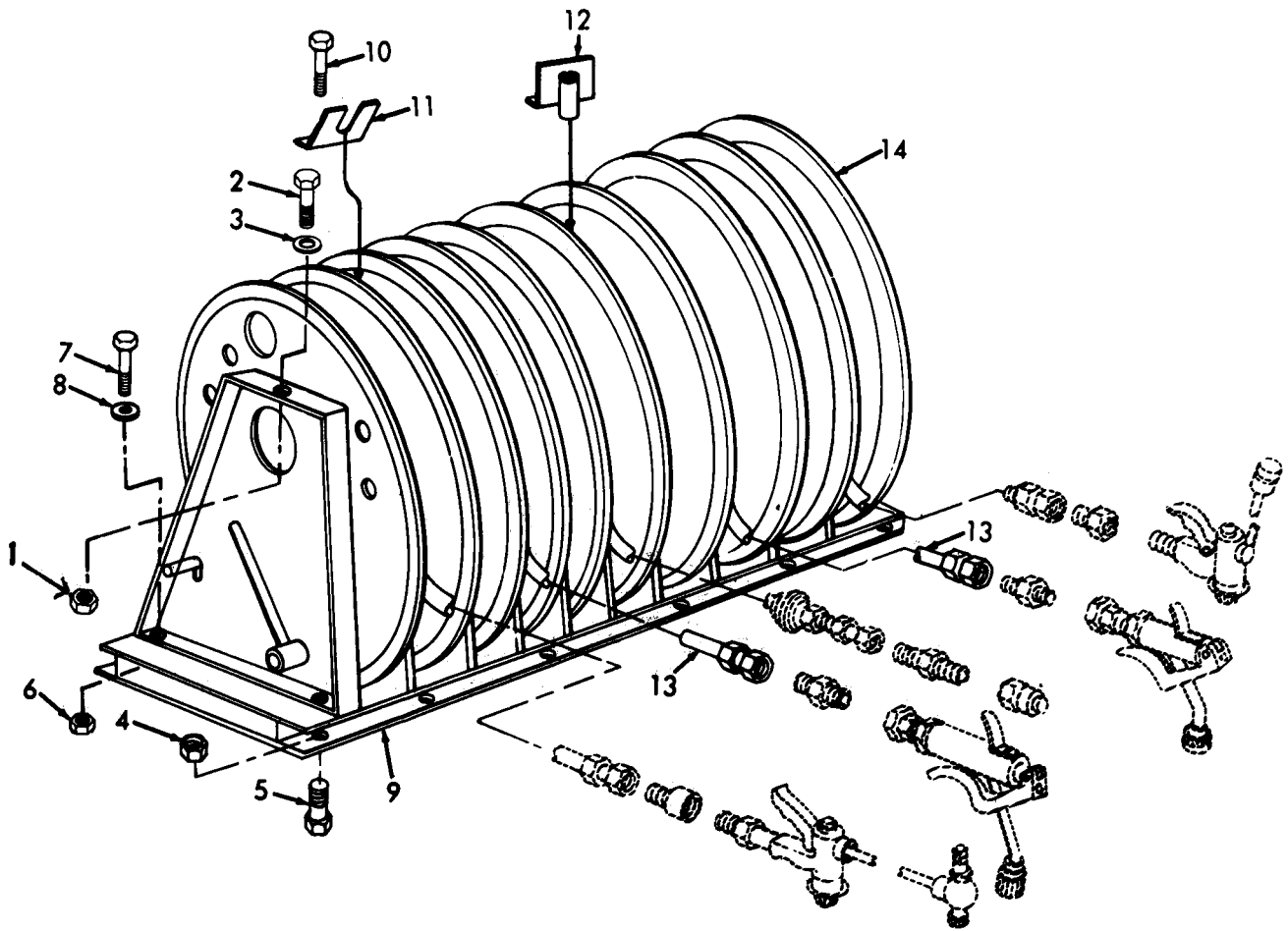


Figure 15. Reel Bank Assembly.

SECTION II

TM 5-4930-207-20P

(1) ILLUSTRATION		(2)	(3)	(4)	(5)	(6)	(7)	(8)
(a) FIG NO.	(b) ITEM NO.	SMR CODE	FEDERAL STOCK NUMBER	PART NUMBER	FSCM	DESCRIPTION  <i>USABLE ON CODE</i>	U/M	QTY INC IN UNIT
						GROUP 04 HOSE REELS		
15	1	PAOZZ	5310-00-982-4976	MS21046-C10	96906	NUT, SELF-LOCKING HOSE REEL BANK AND GUN HANGER MTG.....	EA	10
15	2	PAOZZ	5306-00-543-2506	MS35291-33	96906	SCREW, CAP, HEXAGON HOSE REEL BRACKET TO PEDESTAL.....	EA	2
15	3	PAOZZ	5310-00-964-3415	10910174-19	96906	WASHER, FLAT HOSE REEL BANK AND GUN HANGER MTG.....	EA	10
15	4	PAOZZ	5310-00-957-7128	M24129-2-6C	81349	NUT, SELF-LOCKING PLATFORM TO CHASSIS.....	EA	6
15	5	PAOZZ	5305-00-543-4372	MS90728-58	96906	SCREW, CAP, HEXAGON PLATFORM TO CHASSIS.....	EA	8
15	6	PAOZZ	5310-00-088-0552	MS21044N5	96906	NUT, SELF-LOCKING HOSE REEL ASSEMBLY MTG.....	EA	20
15	7	XBOZZ		65-4-7	88044	BOLT, MACHINE HOSE REEL ASSEMBLY MTG.....	EA	20
15	8	PAOZZ	5310-00-187-1864	20-316	35301	WASHER, FLAT HOSE REEL ASSEMBLY MTG.....	EA	20
15	9	XBOZZ		500482-1	56190	PLATFORM HOSE REEL MTG.....	EA	1
15	10	PAOZZ	5306-00-269-4526	MS51095-329	96906	BOLT, MACHINE GUN HANGER TO PEDESTAL.....	EA	8
15	11	XBOZZ		500448	56190	HANGER, GREASE GUN HOSE REEL.....	EA	2
15	12	XBOZZ		500449-1	56190	HANGER, LUBRICATION HOSE REEL.....	EA	2
15	13	PAOZZ	4730-00-910-8356	G330748	57733	SWIVEL, UNIVERSAL GREASE HOSE.....	EA	2
15	14	XBOZZ		600246-1	56190	REEL BANK ASSEMBLY.....	EA	1

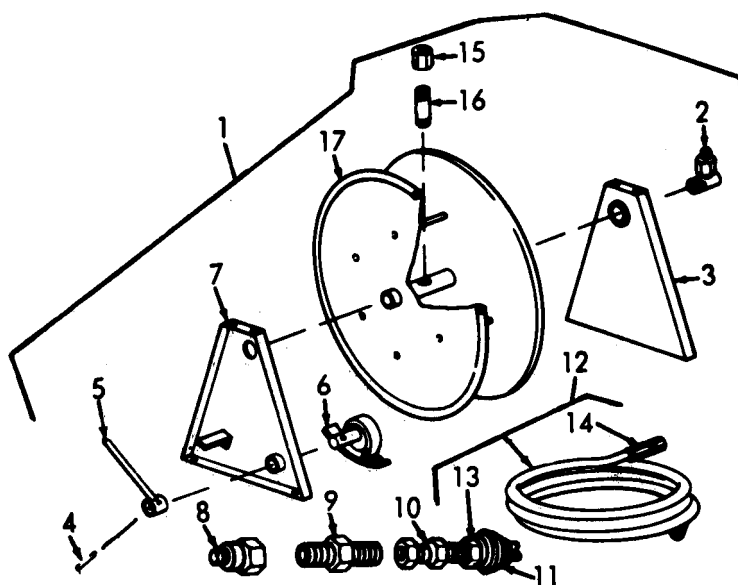


Figure 16. Reel Assembly, Air.

SECTION II

TM 5-4930-207-20P

(1) ILLUSTRATION		(3)	(4)	(5)	(6)	(7)	(8)
(a) FIG NO.	(b) ITEM NO.	SMR CODE	FEDERAL STOCK NUMBER	PART NUMBER	SCM	DESCRIPTION	QTY INC IN UNIT
						USABLE ON CODE	
14		180ZZ		100465-1	16190	..REEL ASSEMBLY, AIR.....	1
14		180ZZ	1930-00-872-080	151542	17732	..SWIVEL, LUBRICATION.....	1
14		180ZZ		1328030	17733	..COUPLER.....	1
14		180ZZ		1306914	19470	..NIPPLE, HEXAGON HOSE.....	1
14	1	180ZZ		101468-1	16190	..ADAPTER, HOSE.....	1
14	1	180ZZ	1930-00-300-510	1398058	17733	..STOP ASSEMBLY, HOSE.....	1
14	1	180ZZ	1720-00-146-035	100465-4	16190	..HOSE ASSEMBLY, AIR.....	1
14	1	180ZZ	1730-00-930-771	109048X04	19470	..ADAPTER, STRAIGHT.....	1
14	1	180ZZ	1730-00-273-335	10904-104	15980	..ADAPTER, STRAIGHT.....	1

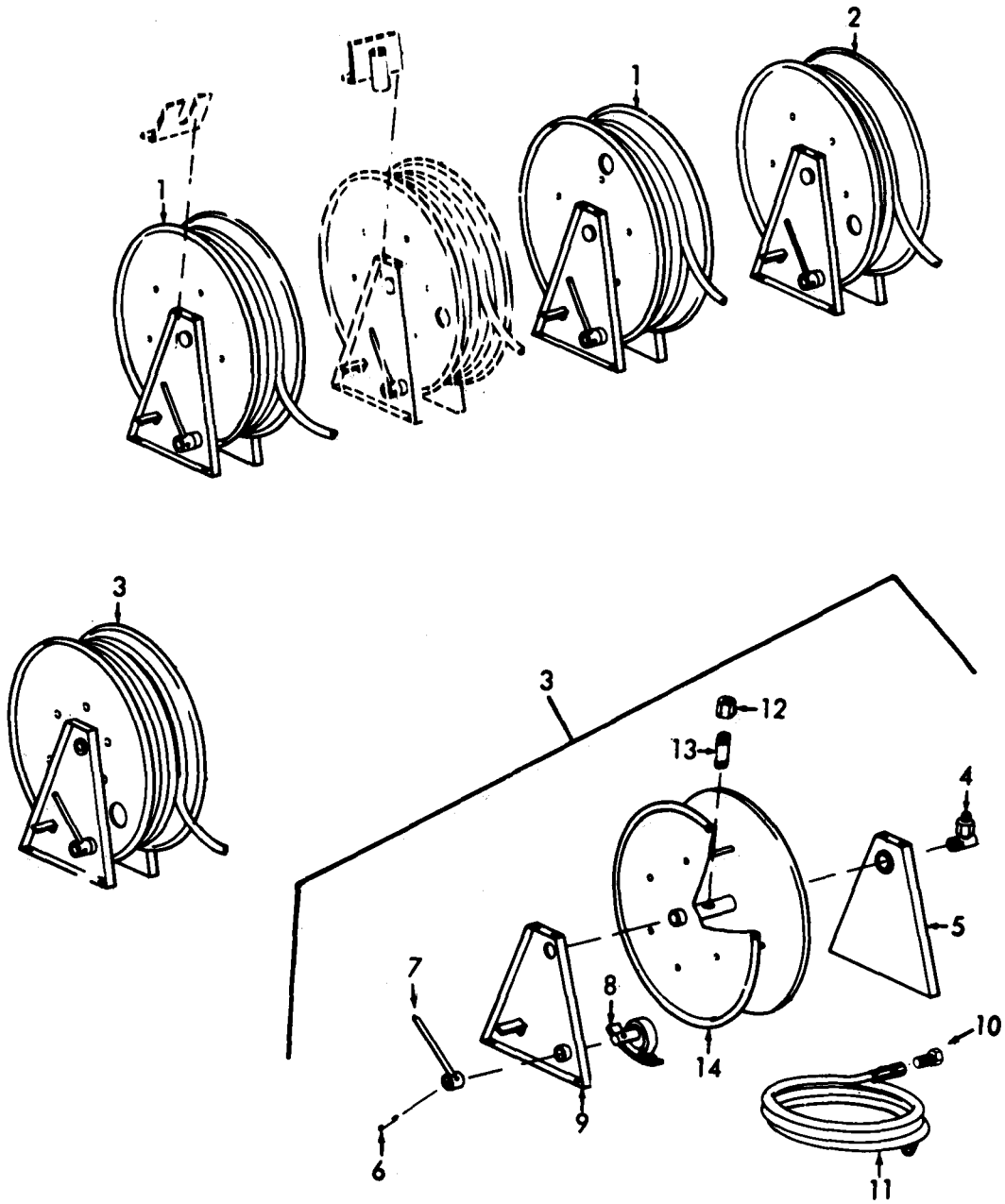


Figure 17. Reel Assembly, Lubricant.

SECTION II

TM 5-4930-207-20P

(1) ILLUSTRATION		(2)	(3)	(4)	(5)	(6)	(7)	(8)
(a) FIG NO.	(b) ITEM NO.	SMR CODE	FEDERAL STOCK NUMBER	PART NUMBER	FSCM	DESCRIPTION  USABLE ON CODE	U/M	QT' INC IN UNI
17	1	XBOZZ		500466	56190	..REEL ASSEMBLY (COMPONENTS SAME AS REEL ASSEMBLY, STOCK NO. (56190)500488-1, EXCEPT WHERE INDIVIDUALLY ANNOTATED).....	EA	
17	2	XBOZZ		500489-1	56190	..REEL ASSEMBLY (COMPONENTS SAME AS REEL ASSEMBLY, STOCK NO. (56190)500488-1, EXCEPT WHERE INDIVIDUALLY ANNOTATED).....	EA	
17	3	XBOZZ		500488-1	56190	..REEL ASSEMBLY, GEAR.....	EA	
17	4	PAOZZ	4930-00-872-080	651542	57733	..SWIVEL, LUBRICATION.....	EA	
17	10	XBOZZ	4730-00-118-509	52797	57733	..ADAPTER, PIPE (USED W/REEL ASSEMBLY, STOCK NO. (56190)500488-1 AND 500489-1 ONLY).....	EA	
17	11	XBOZZ	4720-00-702-607	1C1599-1	56190	..HCSE ASS EMBLY GEAR LUBRICANT (3 EA USED W/STOCK NO. (56190)500488-1 AND (56190)599489-1, 4 EA USED W/STOCK NO. (56190)500466).....	EA	
17	12	XBOZZ		600G06X06	30327	..UNION.....	EA	
17	13	XBOZZ		101526-2	56190	..NIPPLE, PIPE.....	EA	



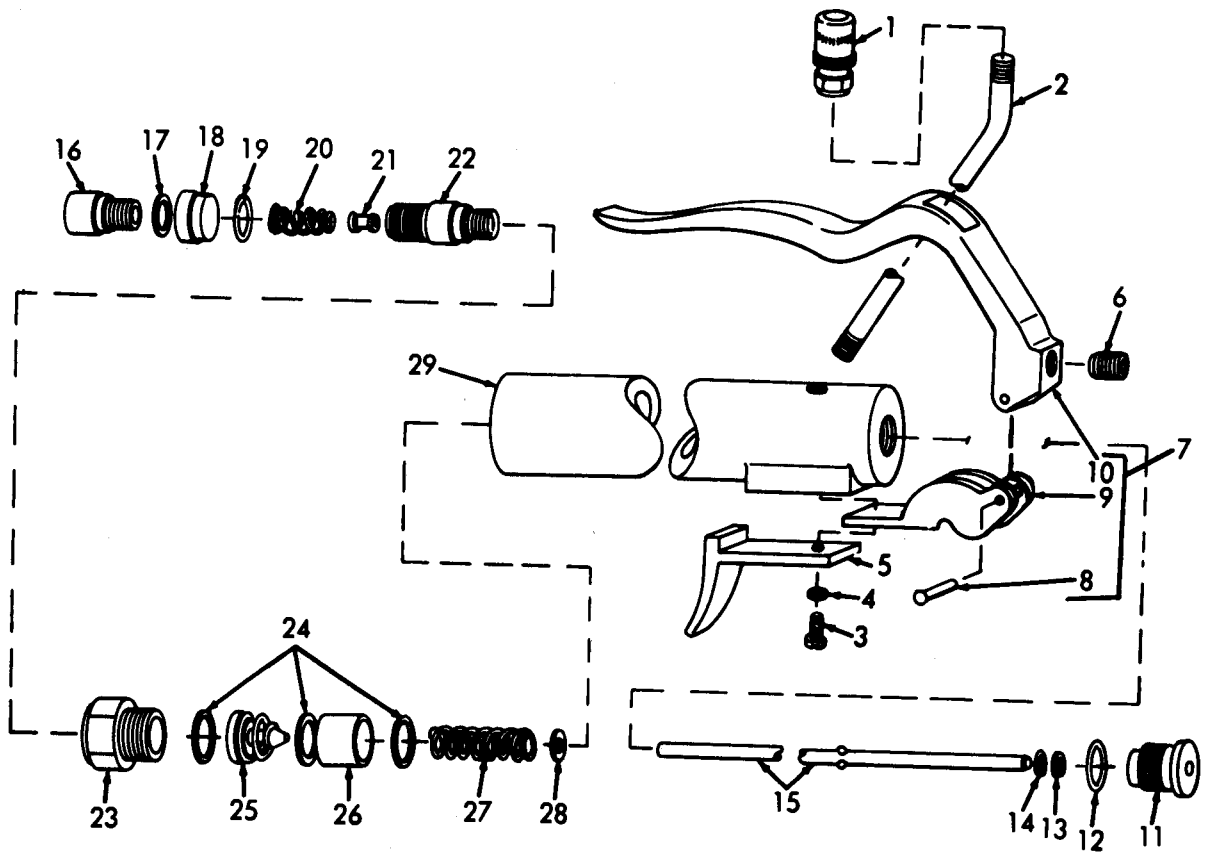


Figure 18. Valve, Grease Dispensing.

SECTION II

TM 5-4930-207-20P

(1) ILLUSTRATION		(2)	(3)	(4)	(5)	(6)	(7)	(8)
(a) FIG NO.	(b) ITEM NO.	SMR CODE	FEDERAL STOCK NUMBER	PART NUMBER	FSCM	DESCRIPTION  <i>USABLE ON CODE</i>	U/M	QTY INC IN UNIT
18		X80ZZ	4930-00-915-2334	G33C83C	57733	VALVE, CONTROL, LUBRI GREASE DISPENSER.....	EA	
18	1	X80ZZ		63048	57733	. COUPLING, GREASE GUN.....	FA	
18	2	X80ZZ	4930-00-374-765C	49136	57733	. EXTENSION, GREASE.....	EA	

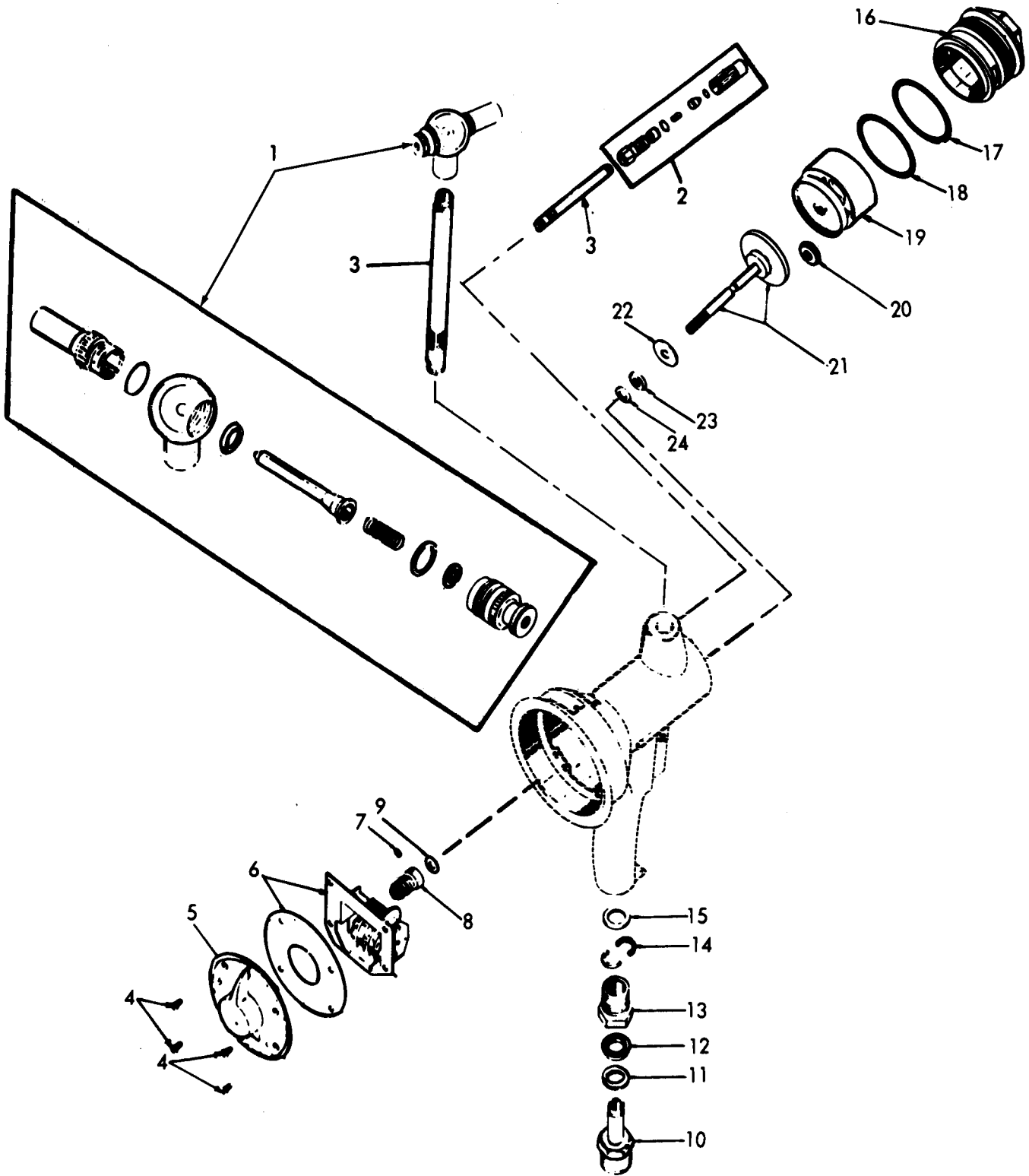


Figure 19. Meter, Grease, Nozzle Assembly.

SECTION II

TM 5-4930-207-20P

(1)	(2) SMR CODE	(3) FEDERAL STOCK NUMBER	(4) PART NUMBER	(5) FSCM	(6) DESCRIPTION  USABLE ON CODE	(8) QTY INC IN UNIT
		4930-00-111-643	3683	5773	GREASE GUN, PNEUMATI GEAR LUBRICANT ( COMPONENT SAME AS METER, STOCK NO. (57733) 3685, EXCEPT WHERE INDIVIDUALLY ANNOTATED).....	1
	XBO ZZ	6680-00-012-264	3685	5773	METER,HAND,OIL ENGINEOIL.....	1
	XBO ZZ		G318400	5773	.NOZZLE ASS EMBLY (USED WITH METER, STOCK NO. (57733)3683 ONLY)	1
	XBO ZZ	4930-00-115-252	G320450	5773	.CCUPLING, GREASE GUN (USED WITH ME TER, STOCK NO. (57733)3685 ONLY).....	1
	XBO ZZ		320421	5773	.EXTENSICN,NOZZLE.....	2

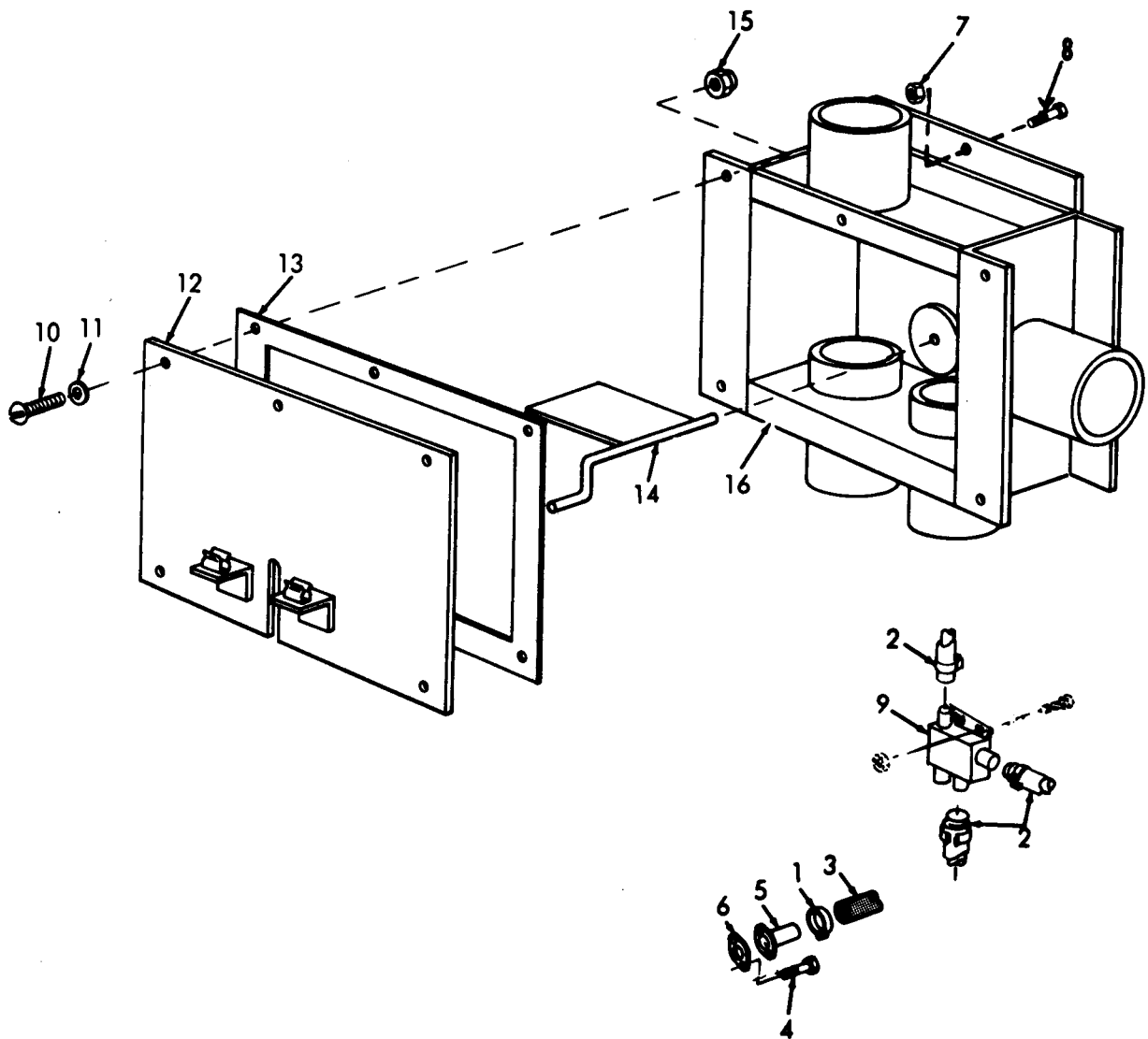


Figure 21. Exhaust Diverter.

SECTION II

TM 5-4930-207-20P

(1)		SMR CODE	(3) FEDERAL STOCK NUMBER	(4) PART NUMBER	(5) NSN	(6) DESCRIPTION  USABLE ON CODE	(7) QTY INC IN UNIT
(a) LUBR FIG NO.	(b) NON TEM NO.						
GROUP 05 FUEL SYSTEM AND EXHAUST DIVERTER							
21		XBOZZ		1J62	22337	CLAMP, HOSE EXHAUST TUBING.....	1 6
21		XDOZZ	3640-00-727-263	1C1933	36190	INSULATION SLEEVE.....	1 1
21		PAO	4720-00-119-371	UXR	70510	HOSE, EXHAUST MANIFOLD TO DIVERTER	1 1
21		PAOS	3305-00-579-048	US35461-23	16906	SCREW, CAP, SOCKET FLANGE MTG.....	1 4
21		XBOZZ		101499-1	36190	FLANGE EXHAUST TUBING TO MANIFOLD.....	1 2
21		XBOZZ		101524-1	36190	GASKET FLANGE MTG.....	1 2
21		PAOZZ	3310-00-200-191	2C3PR47P2	34164	NUT, SELF-LOCKING, HEX DIVERTER MTG.....	1 2
21		PAOSB	3310-00-068-050	4890725-6	16906	SCREW, CAP, HEXAGON DIVERTER MTG.....	2 2
21		XBOZZ		3C0458-1	36190	VALVE, EXHAUST.....	1 1
21	1	PAOSB	3305-00-819-701	4N520-10R8	38044	SCREW, MACHINE COVER PLATE.....	1 6
21	1	PAOZZ	3310-00-045-329	4S39338-43	36906	WASHER, LOCK COVER PLATE.....	1 6
21	1	XBOZZ		3C0893-1	36190	PLATE, COVER.....	1 1
21	1	XBOZZ		3C0938-1	36190	GASKET COVER PLATE.....	1 1
21	1	XBOZZ		1C1494-1	36190	FLAPPER, CONTROL.....	1 1
21	1	AO	3310-00-596-804	12M02	72962	NUT, SPEED COVER PLATE MTG.....	1 6
21	1	XBOZZ		3C0892-1	36190	BOX ASSEMBLY.....	1 1

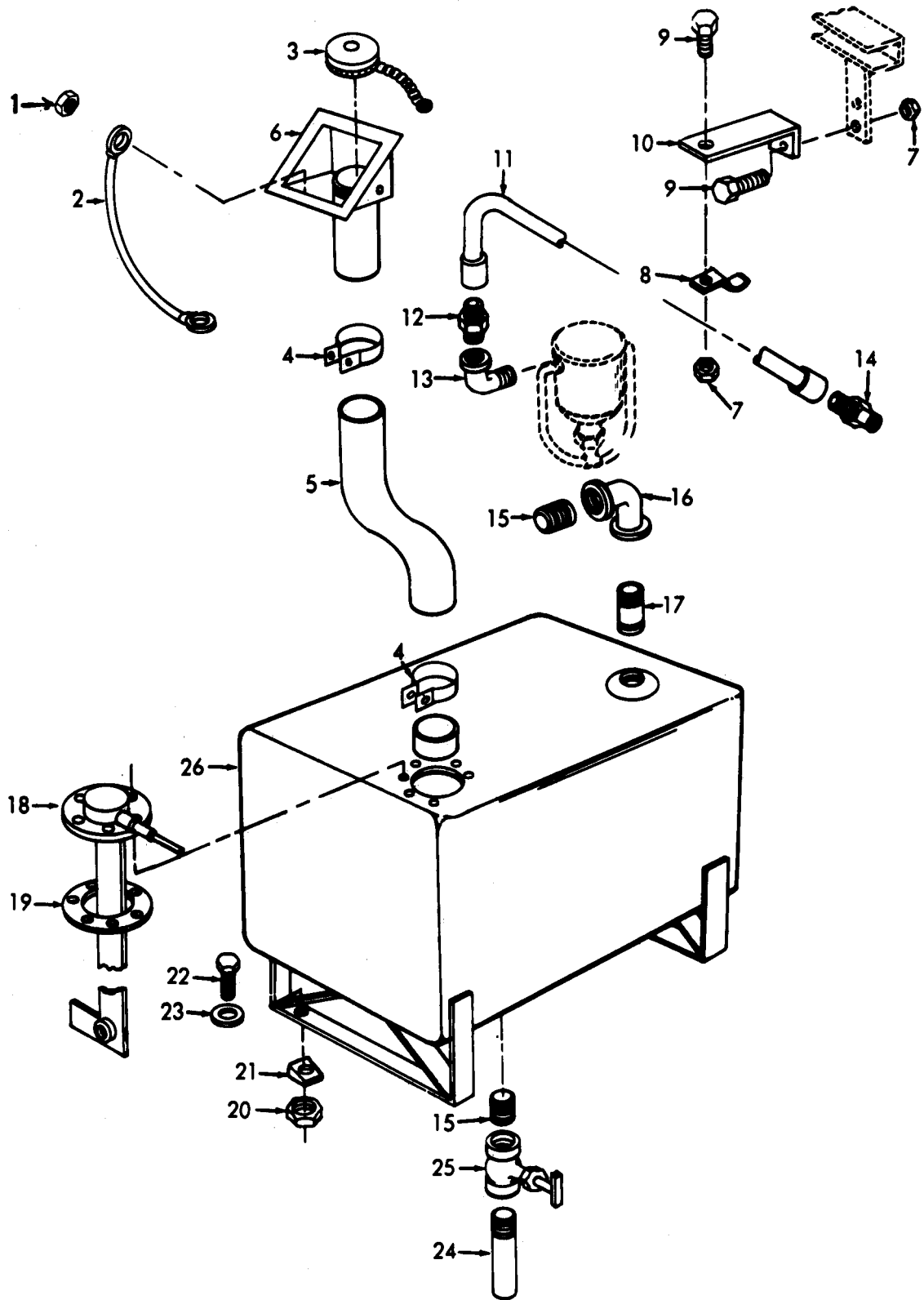


Figure 22. Fuel System.

SECTION II

TM 5-4930-207-20P

(1) LUST (a) FIG NO.		(2) ION (b) ITEM NO.	(3) FEDERAL STOCK NUMBER	(4) PART NUMBER	(5) FSCM	(6) DESCRIPTION  USABLE ON CODE	(7) /	(8) QTY INC IN UNIT
22		PAOZZ	5310-00-410-3016	MS35649-265T	96906	NUT, PLAIN, HEXAGON FUEL FILLER GROUND LEAD MTG.....	EA	1
22	2	XBOZZ		25980-206-137	56190	WI RE, GROUND FUEL FILLER TO TANK.....	EA	1
22	3	XBOZZ		7971379	00000	CAP, FUEL TANK.....	EA	1
22	4	PAOZZ	4730-00-618-4464	5240	81646	CLAMP, HOSE FUEL FILLER.....	EA	2
22	5	XBOZZ		901765-33	56190	HOSE, FLEXIBLE FUEL FILLER.....	EA	1
22	6	XBOZZ		600219-1	56190	FILLER ASSEMBLY.....	EA	1
22	7	PAOZZ	5310-00-208-1919	203MR47P2	04164	NUT, SELF-LOCKING, HE FUEL LINE CLIP AND BRACKET MTG.....	EA	3
22	8	XBOZZ		901765-35	56190	CLIP FUEL HOSE TO BRACKET.....	EA	1
22	9	PAOZZ	5305-00-068-C50	MS90725-3	96906	SCREW, CAP, HEXAGON H BRACKET AND CLIP MTG.....	EA	3
22	10	XBOZZ		101492-1	56190	BRACKET FUEL LINE SUPPORT.....	EA	1
22	11	XBOZZ	4720-00-067-7721	700046-29	56190	HOSE ASSEMBLY FUEL FILTER TO ENGINE.....	EA	1
22	12	XBOZZ		700046-42	56190	NIPPLE, HEXAGON FUEL LINE TO FILTER ELBOW.....	EA	1
22	13	XBOZZ		700046-4	56190	ELBOW, PIPE FUEL FILTER INLET.....	EA	1
22	14	XBOZZ	4730-00-802-2560	C3069X4X2	79470	NIPPLE, HEXAGON FUEL LINE.....	EA	1
22	15	XBOZZ		700046-43	56190	NIPPLE, PIPE FUEL TANK TO VALVE AND FILTER TO ELBOW.....	EA	2
22	16	XBOZZ		700046-41	56190	ELBOW, PIPE FUEL TANK TO FILTER.....	EA	1
22	17	XBOZZ		700046-11	56190	NIPPLE, PIPE FUEL TANK TO FILTER.....	EA	1
22	18	XBOZZ		500435-1	56190	TRANSMITTER, FUEL.....	EA	1
22	19	XBOZZ		101504-1	56190	GASKET FUEL TRANSMITTER.....	EA	1
22	20	PAOZZ	5310-00-655-7145	9166109	18876	NUT, SELF-LOCKING FUEL TANK MTG.....	EA	4
22	21	PAOZZ	5310-00-052-1755	8861255-1	19203	WASHER, BEVEL FUEL TANK MTG.....	EA	2
22	22	PAOZZ	5306-00-723-9407	MS51103-35	96906	SCREW, MACHINE FUEL TANK MTG.....	EA	4
22	23	PAOZZ	5310-00-167-0820	907241K1	06840	WASHER, FLAT FUEL TANK MTG.....	EA	4
22	24	XBOZZ		700046-7	56190	NIPPLE, PIPE FUEL DRAIN.....	EA	1
22	25	PBOZZ	4820-00-865-6546	6805	79470	COCK, SHUT-OFF, SCREW FUEL TANK DRAIN.....	EA	1
22	26	XBOZZ		600217-1	56190	TANK, FUEL.....	EA	1



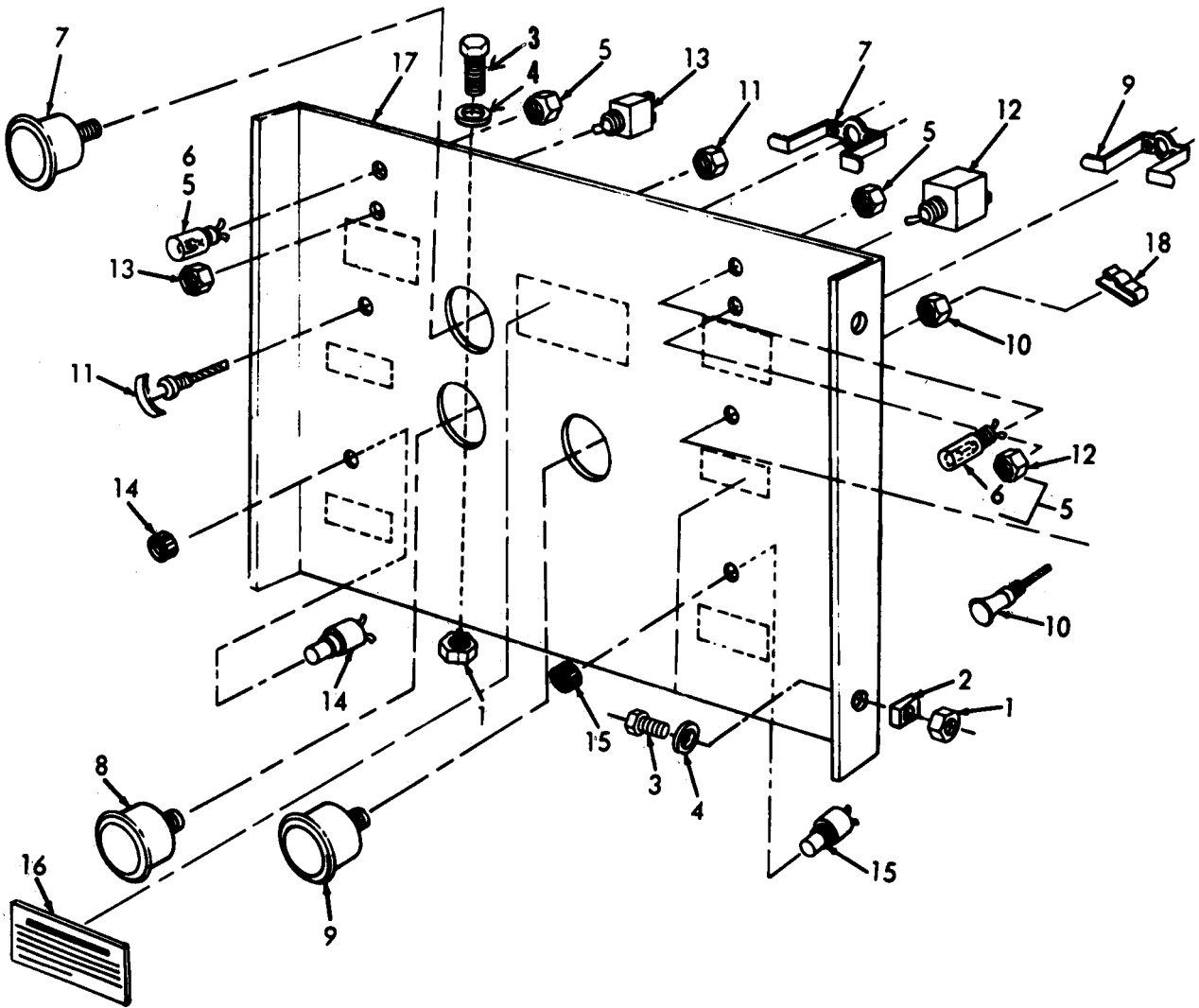


Figure 23. Control Panel.

SECTION II

TM 5-4930-207-20P

(1)		(2)	(3)	(4)	(5)	(6)	(7)	(8)
LLUST	ION	SMR CODE	FEDERAL STOCK NUMBER	PART NUMBER	SCM	DESCRIPTION	USABLE ON CODE	QTY INC IN UNIT
GROUP 06 CONTROL PANEL								
23		PAOZZ	5310-00-274-887	1801-058	72962	NUT, SELF-LOCKING CONTROL PANEL MTG.....		2
23		PAOZZ	5310-00-052-175	8861255-1	.9203	WASHER, BEVEL CONTROL PANEL MTG.....		2
23		PAOZZ	5305-00-186-608	MS35206-350	36906	SCREW, MACHINE CONTROL PANEL MTG.....		1
21		PAOZZ	5310-00-167-082	AN960-516	88044	WASHER, FLAT CONTROL PANEL MTG.....		1
23		KBOZZ		600237-1	16190	PANEL ASSEMBLY.....		1
23		KBOZZ	6210-00-643-C33	DL21	13445	LIGHT, PANEL.....		2
23		KBOZZ	6240-00-C19-C87	1251	14446	LAMP, INCANDESCENT.....		2
23		KBOZZ		MS24544-1	36906	INDICATOR, LIQUID FUEL.....		1
23		PAOZZ	6620-00-514-545	MS24541-1	36906	INDICATOR, PRESSURE.....		1
23		PAOZZ	6625-00-993-615	MS24532-1	36906	METER, ARBITRARY GENERATOR.....		1
23	1	KBOZZ	3040-00-C19-537	3A15C1	78190	CONTROL ASSEMBLY CHOKER.....		1
23	1	KBOZZ		3A1531	78190	CONTROL, THROTTLE.....		1
23	1	KBOZZ		90-535	15605	SWITCH, TOGGLE LIGHT.....		1
23	1	KBOZZ		90-491	15605	SWITCH, TOGGLE IGNITION.....		1
23	1	PAOZZ	2920-00-C27-014	9202	13445	SWITCH, PUSH-PULL BY-PASS.....		1
23	1	PAOZZ	5930-00-221-895	9095	13445	SWITCH, PUSH START.....		1
23	1	KBOZZ		3C0913-1	16190	PLATE, OPERATING.....		1
23	1	KBOZZ		600236-1	16190	PANEL, CONTROL.....		1
23	1	KBOZZ		C409-C28-524	78553	CLAMP CHOKER CONTROL.....		1

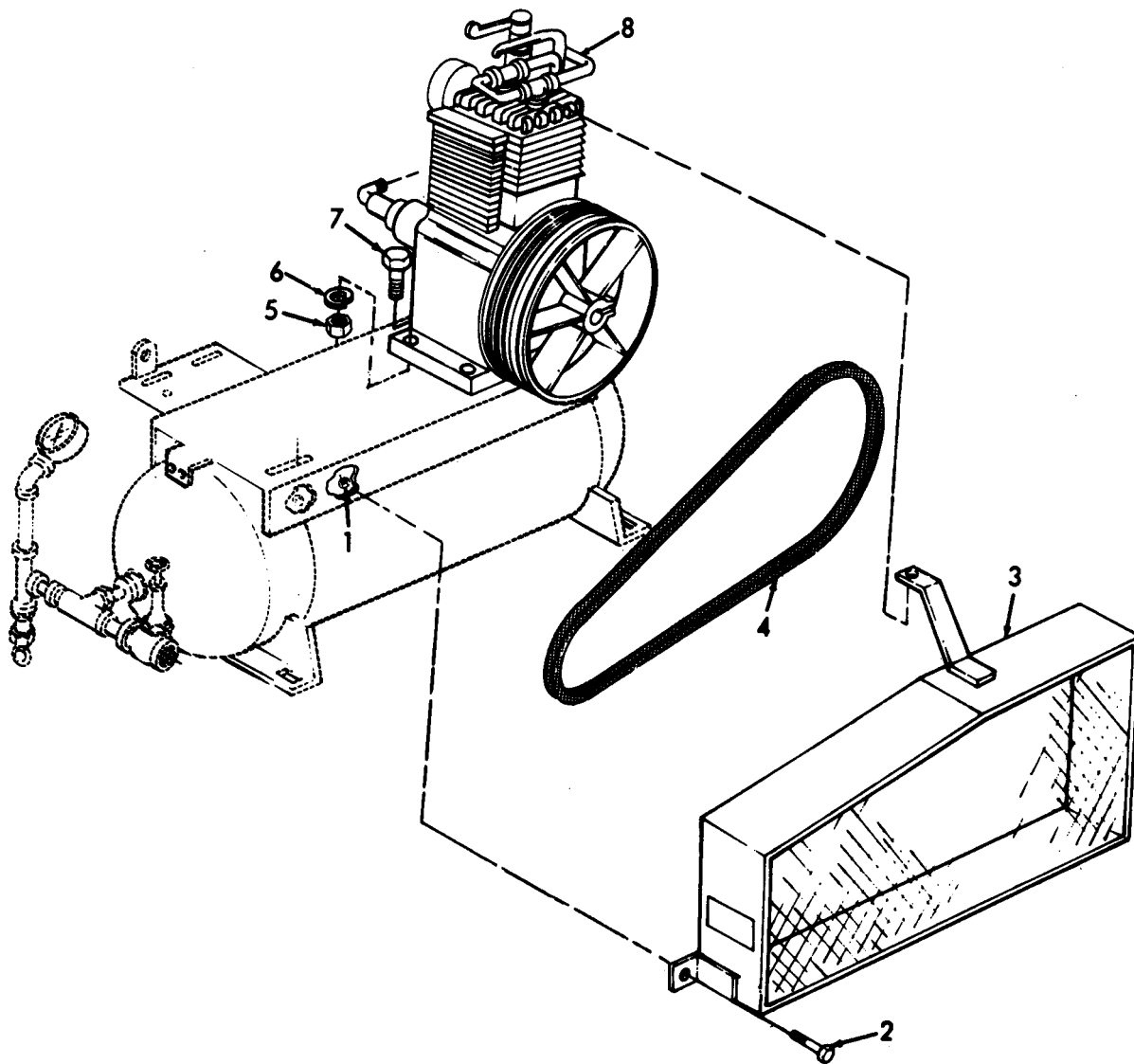


Figure 24. Compressor, Drive Belt and Guard.

SECTION II

TM 5-4930-207-20P

(1) ILLUSTRATION		(2)	(3)	(4)	(5)	(6)	(7)	(8)
(a) FIG NO.	(b) ITEM NO.	SMR CODE	FEDERAL STOCK NUMBER	PART NUMBER	FSCM	DESCRIPTION  <i>USABLE ON CODE</i>	U/M	QTY INC IN UNIT
						GROUP 07 COMPRESSOR AND DRIVE		
24	1	PAOZZ	5310-00-982-4912	MS21045-5	96906	NUT, SELF-LOCKING COMPRESSOR BELT GUARD MTG.....	EA	2
24	2	PAOZZ	5306-00-150-9101	AN5-6A	88044	SCREW, MACHINE BELT GUARD MTG.....	EA	1
24	3	XBOZZ		6C0227-1	56190	GUARD, BELT COMPRESSOR DRIVE.....	EA	1
24	4	PAOZZ	3030-00-529-0359	A68	61463	BELT, V MATCHED SET, COMPRESSOR, DRIVE.....	EA	3
24	5	PAOZZ	5310-00-022-0071	220071	00000	NUT, PLAIN, HEXAGON COMPRESSOR MTG.....	EA	4
24	6	PAOZZ	5310-00-596-766	1223039-7	94135	WASHER, LOCK COMPRESSOR MTG.....	EA	4
24	7	PAOZZ	5305-00-021-3741	213741	00000	SCREW, CAP, HEXAGON COMPRESSOR MTG.....	EA	4
24	8	XBOZF		7CS	81425	COMPRESSOR, AIR.....	EA	1

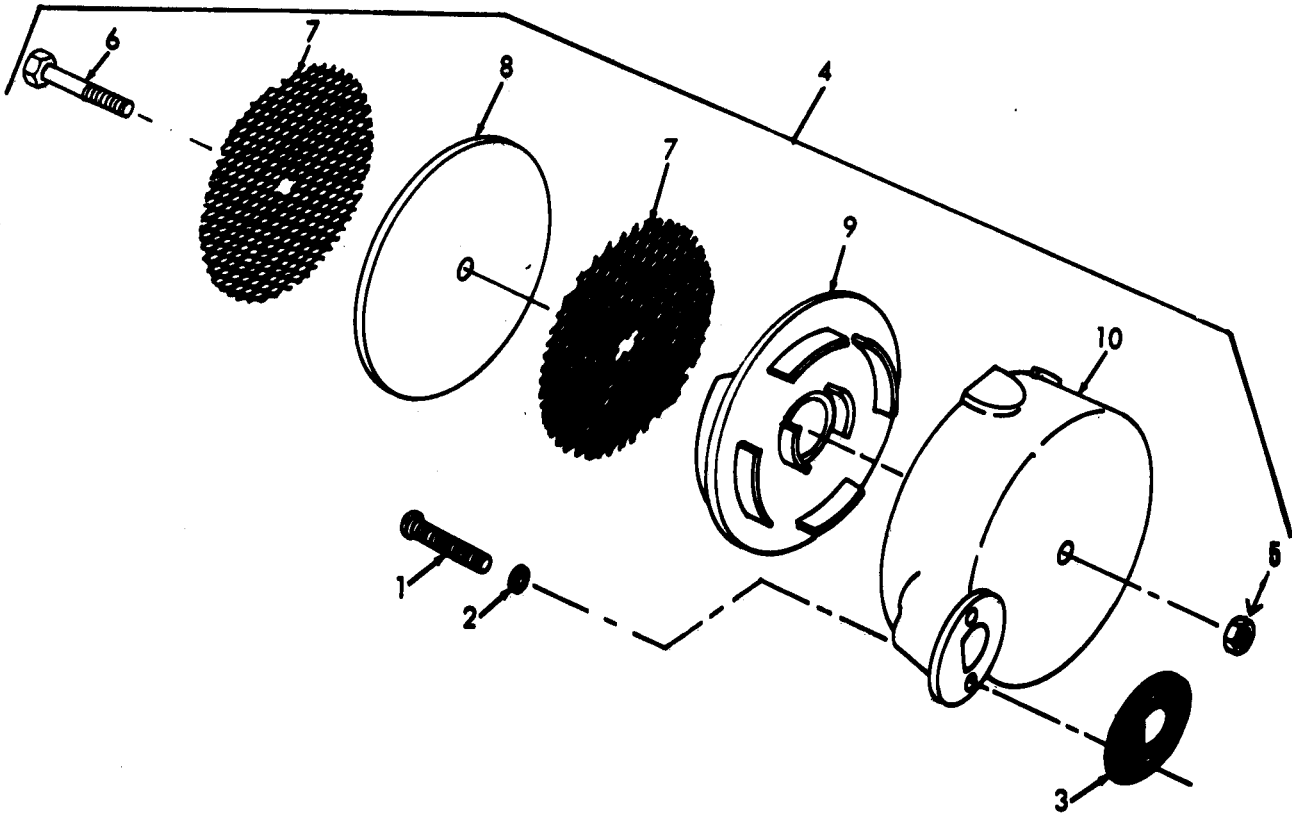


Figure 25. Air Intake Assembly.

SECTION II

TM 5-4930-207-20P

(1) ILLUSTRATION		(2)	(3)	(4)	(5)	(6)	(7)	(8)
(a) FIG NO.	(b) ITEM NO.	SMR CODE	FEDERAL STOCK NUMBER	PART NUMBER	FSCM	DESCRIPTION  USABLE ON CODE	U/M	QTY INC IN UNIT
25	1	PAOZZ	5305-00-151-2758	FF892	81348	..SCREW,MACHINEAIRINTAKEMTG.....	EA	2
25	2	PAOZZ	5310-00-199-6992	10947272-4	19207	..WASHER,LOCKAIR INTAKE MTG.....	EA	2
25	4	XBOZZ		4060	81425	..AIRINTAKECOMPRESSOR.....	EA	1
25	5	PAOZZ	5310-00-836-5058	MS24017-4	96906	..NUT,PLAIN,HEXAGON AIR INTAKE.....	EA	1
25	6	PAOZZ	5305-00-550-1305	FF885	81348	..SCREW,CAP,HEXAGON AIR INTAKE.....	EA	1
25	7	XBOZZ		4110	81425	..SCREENAIRINTAKEFILTER.....	EA	2
25	8	PAOZZ	2940-00-907-0647	4818	81425	..FILTERELEMENT.....	EA	1
25	9	XBOZZ		4062	81425	..BAFFLEAIRINTAKE.....	EA	1
25	10	XBOZZ		4061	81425	..BODYAIRINTAKE.....	EA	1

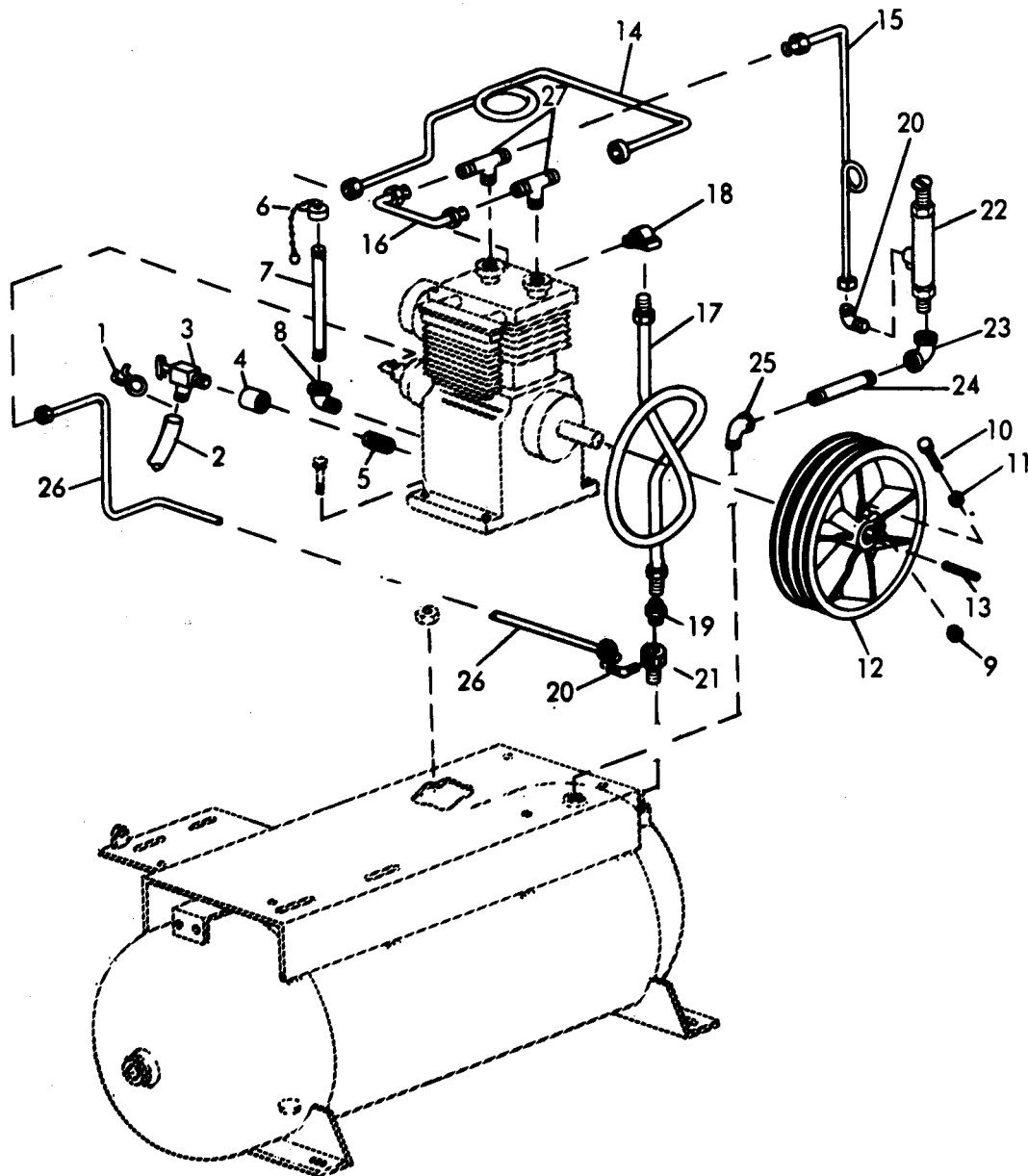


Figure 26. Compressor Tubing and Flywheel.

SECTION II

TM 5-4930-207-20P

(1) ILLUSTRATION		(2)	(3)	(4)	(5)	(6)	(7)	(8)
(a) FIG NO.	(b) ITEM NO.	SMR CODE	FEDERAL STOCK NUMBER	PART NUMBER	FSCM	DESCRIPTION  USABLE ON CODE	U/M	QTY INC IN UNIT
26	1	XBOZZ		700049-4	56190	.CLAMP, HOSE COMPRESSOR OIL DRAIN.....	EA	1
26	2	XBOZZ		700049-5	56190	.HOSE, RUBBER CRANKCASE OIL DRAIN.....	EA	1
26	3	XBOZZ		211275	79470	.COCK, DRAIN COMPRESSOR CRANKCASE.....	EA	1
26	4	XBOZZ		3999K	81425	.COUPLING, PIPE OIL DRAIN.....	EA	1
26	5	XBOZZ		3672K	81425	.NIPPLE, PIPE OIL DRAIN.....	EA	1
26	6	XBOZZ		300962-1	56190	.CAP AND CHAIN.....	EA	1
26	7	XBOZZ		486C	81425	.NIPPLE, PIPE OIL FILLER.....	EA	1
26	8	XBOZZ		4612	81425	.ELBOW, STREET, PIPE OIL FILLER.....	EA	1
26	9	PAOZZ	5310-00-012-3305	FFB571TYPEA	81348	.NUT, PLAIN, HEXAGON FLYWHEEL.....	EA	1
26	10	PAOZZ	5305-00-558-9163	MS35291-168	96906	.SCREW, CAP, HEXAGON FLYWHEEL.....	EA	1
26	11	PAOZZ	5310-00-655-9341	WA1372	01843	.WASHER, LOCK FLYWHEEL.....	EA	1
26	12	XBOZZ		4C418	81425	.FLYWHEEL COMPRESSOR DRIVE.....	EA	1
26	13	XBOZZ		4102	81425	.KEY, MACHINE FLYWHEEL TO CRANKCASE.....	EA	1
26	14	XBOZZ		1G1532-7	56190	.TUBE ASSEMBLY CONTROL TO CYLINDER HEAD.....	EA	1
26	15	XBOZZ		3196K12	81425	.TUBE ASSEMBLY SUCTION VALVE TEE TO TANK, UNLOADER.....	EA	1
26	16	XBOZZ		3196K20	81425	.TUBE ASSEMBLY SUCTION VALVE.....	EA	1
26	17	XBOZZ		4180	81425	.AFTERCOOLER.....	EA	1
26	18	XBOZZ		4C65	81425	.ELBOW, PIPE TO TUBE AFTERCOOLER.....	EA	1
26	19	XBOZZ		4323	81425	.CONNECTOR AFTERCOOLER.....	EA	1
26	20	XBOZZ		3609K	81425	.ELBOW, PIPE TO TUBE.....	EA	2
26	21	XBOZZ	4820-00-916-3594	4726	81425	.VALVE, CHECK.....	EA	1
26	22	PAOZZ	4820-00-909-6585	75010C	75336	.VALVE, SAFETY RELIEF PILOT.....	EA	1
26	23	XBOZZ		487K	81425	.ELBOW, PIPE COMPRESSOR TO TANK LINE.....	EA	1
26	24	XBOZZ		483K	81425	.NIPPLE, PIPE COMPRESSOR TO TANK LINE.....	EA	1
26	25	XBOZZ		654K	81425	.ELBOW, STREET PIPE COMPRESSOR TO TANK LINE.....	EA	1
26	26	XBOZZ		3196K18	81425	.TUBE ASSEMBLY UNLOADER TO TANK.....	EA	1
26	27	XBOZZ		361CK	81425	.TEE, COMPRESSOR CYLINDER HEAD.....	EA	2



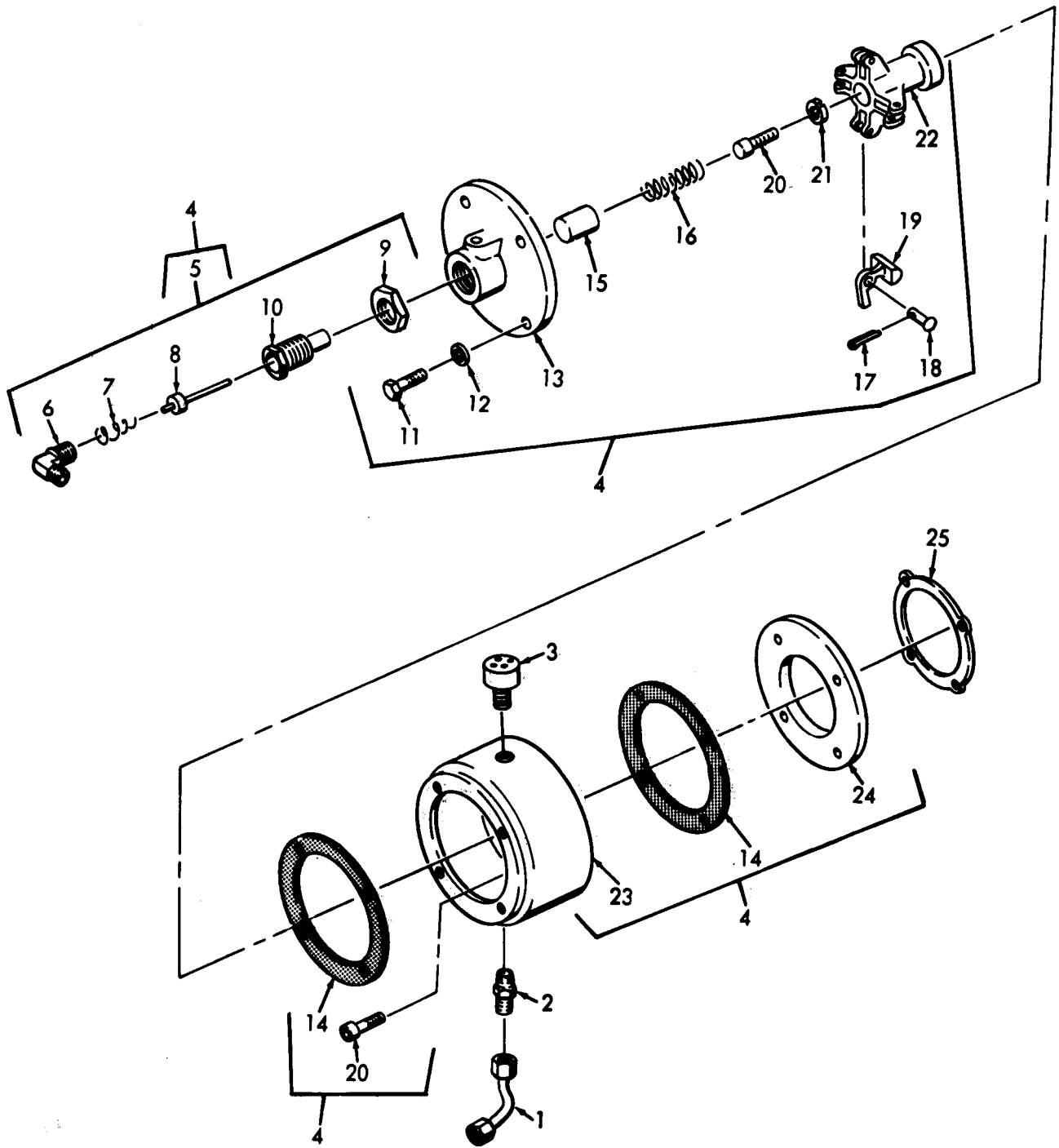


Figure 27. Unloader.

SECTION II

TM 5-4930-207-20P

(1) LIST (a) FIG NO.		(2) IC (b) EJ NO	(3) FEDERAL STOCK NUMBER	(4) PART NUMBER	(5) SCM	(6) DESCRIPTION  USABLE ON CODE	(7)	(8) QTY INC IN UNIT
27		X80ZZ		3196K1	1425	.TUBE ASSEMBLY UNLOADER VALVE TO CRANKCASE .....	:	1
27		X80ZZ		1303K	1425	.CONNECTOR PIPE TO UNLOADER LINE .....	:	
27		X80ZZ		4722	1425	.BREATHERCENTRIFUGAL UNLOADER .....	:	

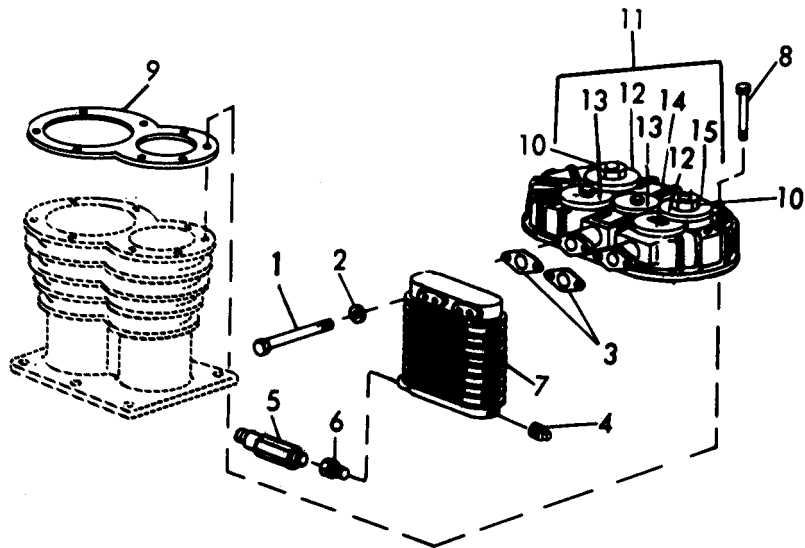


Figure 28. Cylinder Head.

SECTION II

TM 5-4930-207-20P

(1) ILLUSTRATION		(2)	(3)	(4)	(5)	(6)	(7)	(8)
(a) FIG NO.	(b) ITEM NO.	SNR CODE	FEDERAL STOCK NUMBER	PART NUMBER	FSCM	DESCRIPTION  <i>USABLE ON CODE</i>	U/M	QTY INC IN UNIT
28	4	X80ZZ		4127	81425	.PLUG, PIPE INTERCOOLER, 1 IN. NPT.....	EA	1
28	5	X80ZZ		3587K	81425	.VALVE, SAFETY INTERCOOLER.....	EA	1
28	4	X80ZZ		4128	81425	.BUSHING, REDUCING INTERCOOLER SAFETY VALVE.....	EA	1

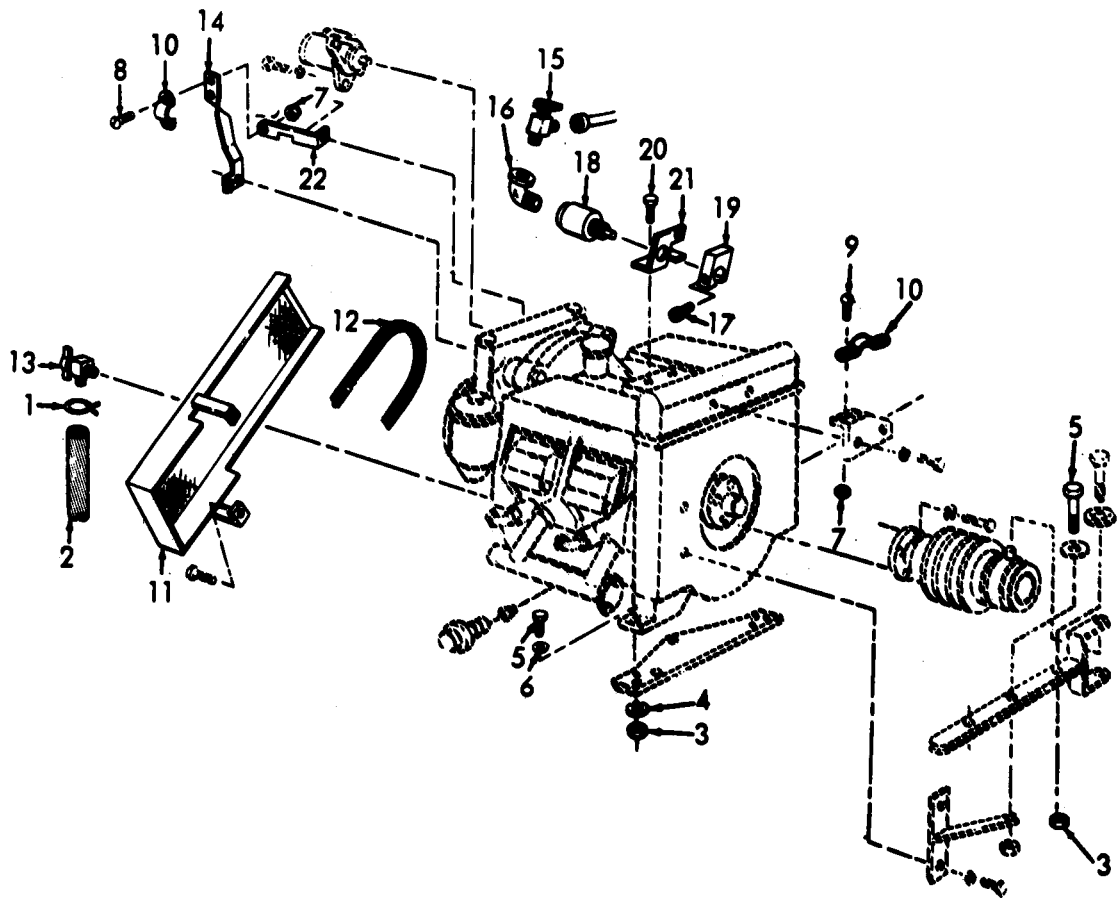


Figure 31. Engine Belt and Guard.

SECTION II

TM 5-4930-207-20P

(1) ILLUSTRATION		(2)	(3)	(4)	(5)	(6)	(7)	(8)
(a) FIG NO.	(b) ITEM NO.	SMR CODE	FEDERAL STOCK NUMBER	PART NUMBER	FSCM	DESCRIPTION  USABLE ON CODE	U/M	QTY INC IN UNIT
						GROUP 08 ENGINE AND ACCESSORIES		
31	1	XBOZZ		7C0049-4	56190	CLAMP, HOSE ENGINE OIL DRAIN.....	EA	1
31	2	XBOZZ	4720-00-067-772	7C0049-6	56190	HOSE , NONMETALLIC DRAIN.....	EA	1
31	3	PAOZZ	5310-00-088-055	MS21044N5	96906	NUT, SELF-LOCKING ENGINE MTG AND SHIFT LEVER CLAMPING.....	EA	6
31	4	PAOZZ	5310-00-167-0820	AN960-516	88044	WASHER, FLAT ENGINE MTG.....	EA	5
31	5	PAOZZ	5306-00-212-0213	MS9453-12	96906	BOLT, MACHINE ENGINE MTG AND SHIFT LEVER TO BRACKET COMPRESSION.....	EA	5
31	6	PAOZZ	5310-00-282-9596	A28C1781	70117	WASHER, LOCK ENGINE MTG.....	EA	4
31	7	PAOZZ	5310-00-811-3494	MS21044N08	96906	NUT, SELF-LOCKING CLIP MTG.....	EA	4
31	8	PAOZZ	5305-00-984-6195	MS35206-247	96906	SCREW, MACHINE THROTTLE CONTROL BRACKET MTG.....	EA	4
31	9	PAOZZ	5305-00-984-6193	MS35206-245	96906	SCREW, MACHINE CHOKE CONTROL BRACKET MTG.....	EA	2
31	10	XBOZZ		AN750F3	88044	CLIP THROTTLE CONTROL, CHOKE CONTROL.....	EA	2
31	11	XBOZZ		5C049C-1	56190	GUARD, BELT GENERATOR DRIVE.....	EA	1
31	12	PAOZZ	3030-00-756-8351	MS51065-34	96906	BELT, V GENERATOR DRIVE.....	EA	1
31	13	XBOZZ	4820-00-026-8473	211273	79470	COCK OIL DRAIN.....	EA	1
31	14	XBOZZ		3C0953-1	56190	BRACKET THROTTLE MTG.....	EA	1
31	15	XBOZZ		4555	79470	VALVE ANGLE CONTROL CYLINDER.....	EA	1
31	16	XBOZZ		7C046-44	56190	ELBOW, STREET CONTROL CYLINDER.....	EA	1
31	17	PAOZZ	5305-00-940-9531	MS21262-27	96906	SCREW, SELF-LOCKING THROTTLE ARM.....	EA	1
31	1	XBOZZ		11089-36	90889	CYLINDER, CONTROL AIR COMPRESSOR.....	EA	1
31	19	XBOZZ		101527-1	56190	ARM, THROTTLE COMPRESSOR THROTTLE CONTROL.....	EA	1
31	20	PAOZZ	5305-00-068-0500	MS90725-3	96906	SCREW, CAP, HEXAGON BRACKET MTG.....	EA	2
31	21	XBOZZ		300921-1	56190	BRACKET, CONTROL.....	EA	1
31	22	XBOZZ		5C00492-1	56190	BRACKET THROTTLE CONTROL.....	EA	1

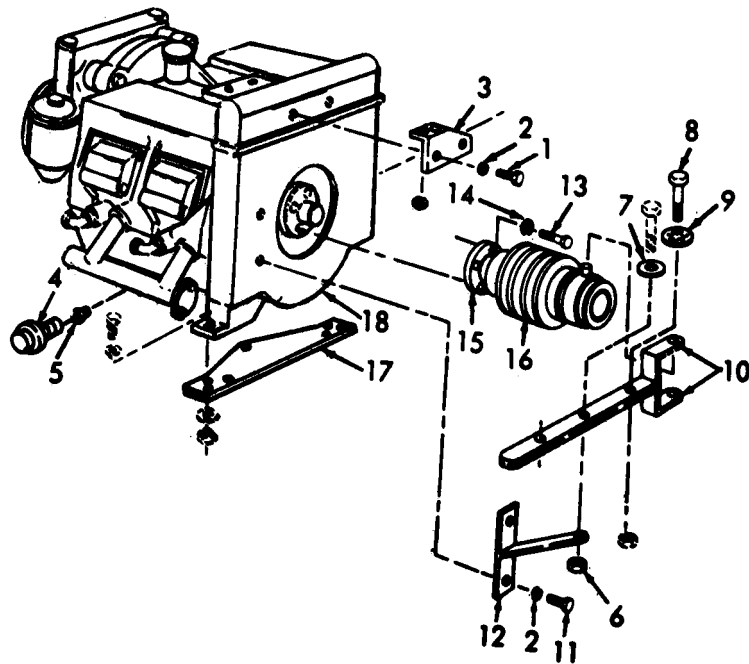


Figure 32. Engine and Related Parts.

SECTION II

TM 5-4930-207-20P

(1)		(2)	(3)	(4)	(5)	(6)	(7)	(8)
(a) FIG NO.	(b) ITEM NO.	SMR CODE	FEDERAL STOCK NUMBER	PART NUMBER	FSCM	DESCRIPTION  USABLE ON CODE	INC IN UNIT	
32		PAOZZ	5305-00-012-0647	85118C	08683	SCREW, CAP, HEXAGON CHOK E CONTROL BRACKET MTG.....	E	
32		PAOZZ	5310-00-637-954	MS122036	96906	WASHER, LOCK CHOK E CONTROL AND CLUTCH BRACKET MTG.....	E	4
32		XBOZZ	2910-00-256-2453	3C0947-1	56190	BRACKETCHOK E CONTROL.....	E	1
32		PAOZZ	6685-00-910-8366	1512342	19728	SENDING UNIT HIGH TEMPERATURE.....	E	1
32		XBOZZ		101493-1	56190	ADAPTER, PLUG CRANKCASE TO OIL PRESSURE TRANSMITTER.....	E	
32		XBOZZ		SCD90738-7	80063	NUT, PLAIN, HEXAGON SHIFT LEVER TO BRACKET.....	E	
32		XBOZZ		MILW698TYDA	81349	WASHER, LOCK SHIFT LEVER TO BRACKET.....	E	1
32		PAOZZ	5305-00-882-2864	NO REF	81997	SCREW, CAP, HEXAGON SHIFT LEVER CLAMPING.....	E	
32		PAOZZ	5310-00-167-C820	9C7241K1	06840	WASHER, FLAT SHIFT LEVER CLAMPING.....	E	
32	1	XBOZZ		500463-1	56190	FORK ASSEMBLY CLUTCH SHIFT.....	E	1
32	1	PAOZZ	5305-00-261-1868	MS35289-60	96906	SCREW, CAP, HEXAGON BRACKET MTG.....	E	
32	1	XBOZZ		5C0462-1	56190	BRACKET CLUTCH SHIFT LEVER.....	E	1
32	1	PAOZZ	5306-00-269-4526	MS51095-329	96906	BOLT, MACHINE CLUTCH ADAPTER MTG.....	E	4
32	1	PAOZZ	5310-00-407-9566	MS35338-45	96906	WASHER, LOCK CLUTCH ADAPTER MTG.....	E	4
32	1	XBOZZ		5C0439-1	56190	ADAPTER, FLYWHEEL CLUTCH TO SHAFT.....	E	1
32	1	XBOZZ		3R4L 11N STYLE	96113	CLUTCH, FRICT ION BELT DRIVEN.....	E	1
32	1	XBOZZ		5C0446-1	56190	BRACKET, ENGINE.....	E	1
32	1	PBOHR	2805-01-139-0590	3206 E000-3	97403	ENGINE ASSEMBLY, FOR REPAIR PARTS REFER TO TM 5-2805-203-24P, MODEL 4AD32-3) .....	E	1



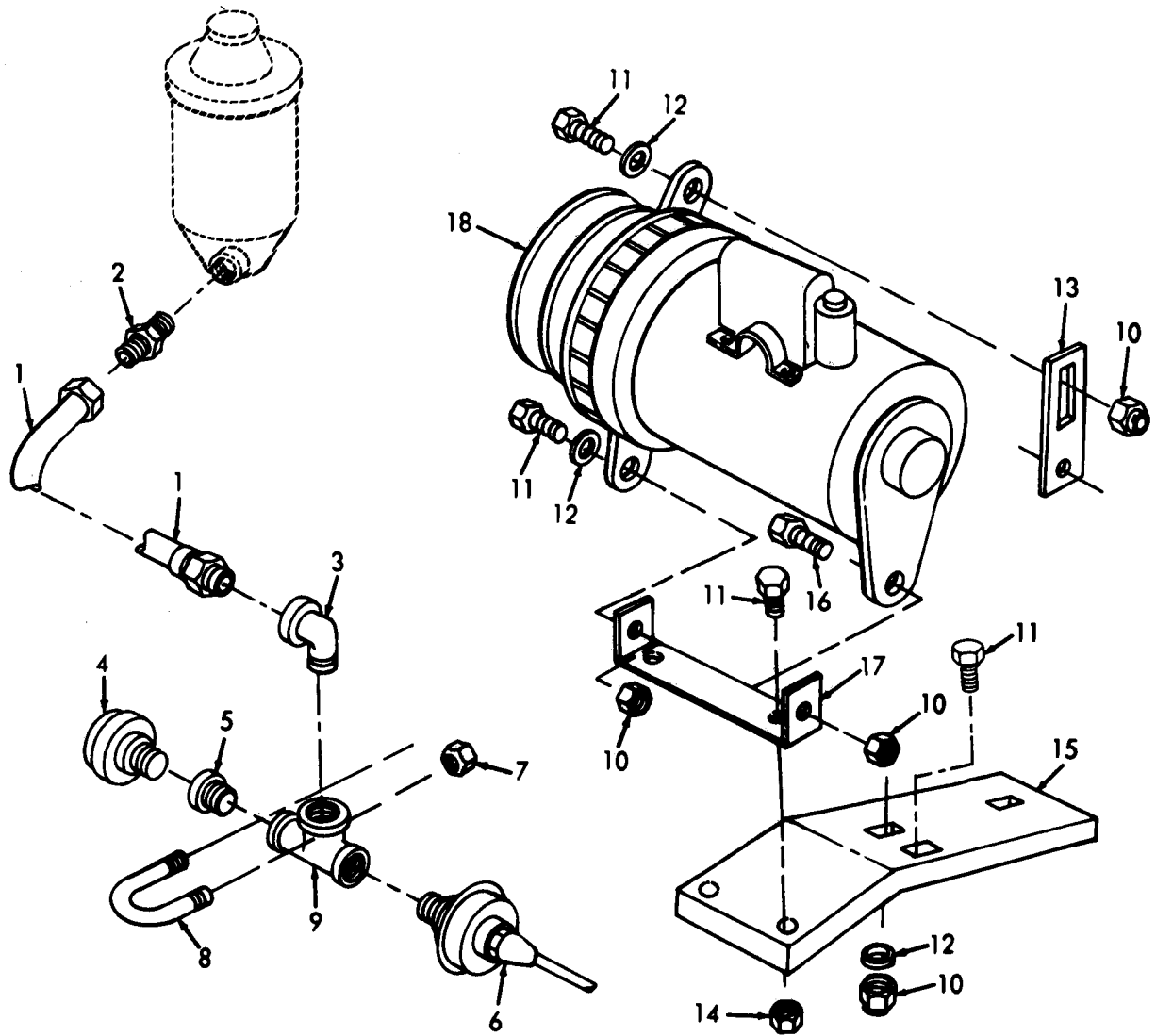


Figure 33. Generator Mounting, and Oil Filter Lines.

SECTION II

TM 5-4930-207-20P

(1) ILLUSTRATION		(2) SMR	(3) FEDERAL STOCK NUMBER	(4) PART NUMBER	(5) NSN	(6) DESCRIPTION  USABLE ON CODE	(7) /A	(8) QTY INC IN UNIT
(a) FIG NO.	(b) TEM NO.							
32		KBOZZ		7C0046-53	56190	HOSE ASSEMBLY OIL FILTER.....	EA	1
33		KBOZZ		7C0046-42	56190	FITTING OIL FILTER LINE.....	EA	1
32		KBOZZ		7C0046-41	56190	ELBOW, PIPE OIL FILTER LINE.....	EA	1
33		KBOZZ		MS24538	76906	SWITCH, BY-PASS.....	EA	1
33		KBOZZ		700046-52	56190	REDUCER OIL FILTER LINE.....	EA	1
32		PAOZZ	5930-00-669-7872	1506983	72582	TRANSMITTER.....	EA	1
32		PAOZZ	5310-00-208-1919	2C3MR47P2	34164	NUT, SELF-LOCKING, HE OIL LINE, 1/4-20 THD SIZE.....	EA	2
32		KBOZZ		101522-1	56190	BOLT, U OIL LINE MTG.....	EA	1
32		KBOZZ		7C0046-51	56190	TEE, PIPE OIL FILTER LINE.....	EA	1
32	1	PAOZZ	5310-00-088-0553	MS21044N5	76906	NUT, SELF-LOCKING GENERATOR MTG.....	EA	6
32	1	PAOZZ	5306-00-150-9119	AN5-6A	38044	BOLT, MACHINE GENERATOR, LINK AND BRACKET MTG.....	EA	6
32	1	PAOZZ	5310-00-584-7762	2h1-24-28-63	53999	WASHER, FLAT GENERATOR MTG.....	EA	4
32	1	KBOZZ		3C0944-1	56190	LINK, ADJUSTING BELT.....	EA	1
32	1	PAOZZ	5310-00-877-5796	MS21044N4	76906	NUT, SELF-LOCKING GENERATOR MTG.....	EA	2
32	1	KBOZZ		5C0491-1	56190	BRACKET GENERATOR MTG.....	EA	1
32	1	PAOZZ	5306-00-212-0213	MS9452-12	76906	BOLT, MACHINE GENERATOR MTG.....	EA	1
32	1	KBOZZ		3C0925-1	56190	BRACKET GENERATOR.....	EA	1
32	1	PAOZZ	2920-00-882-246	P45-164	19728	GENERATOR, ENGINE.....	EA	1

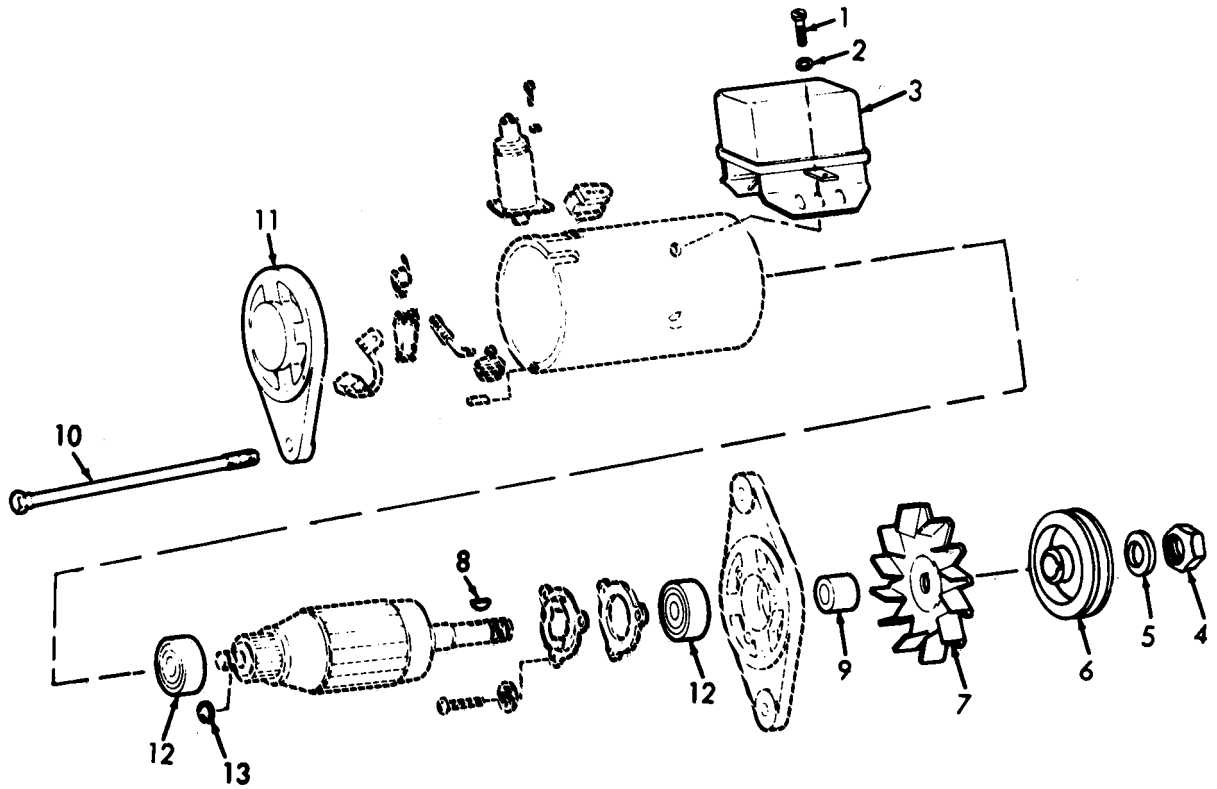


Figure 34. Generator Explode.

SECTION II

TM 5-4930-207-20P

(1) ILLUSTRATION		(2)	(3)	(4)	(5)	(6)	(7)	(8)
(a) FIG NO.	(b) ITEM NO.	SMR CODE	FEDERAL STOCK NUMBER	PART NUMBER	FSCM	DESCRIPTION  <i>USABLE ON CODE</i>	U/M	QTY INC IN UNIT
34	1	PA02Z	5305-00-059-3655	MS51958-59	96906	.SCREW, MACHINE REGULATOR MTG.....	EA	2
34	2	PA02Z	5310-00-045-3296	MS35338-43		.WASHER, LOCK REGULATOR MTG.....	EA	2
		XB0ZZ		P9-60	19728	.REGULATOR, VOLTAGE.....	EA	1

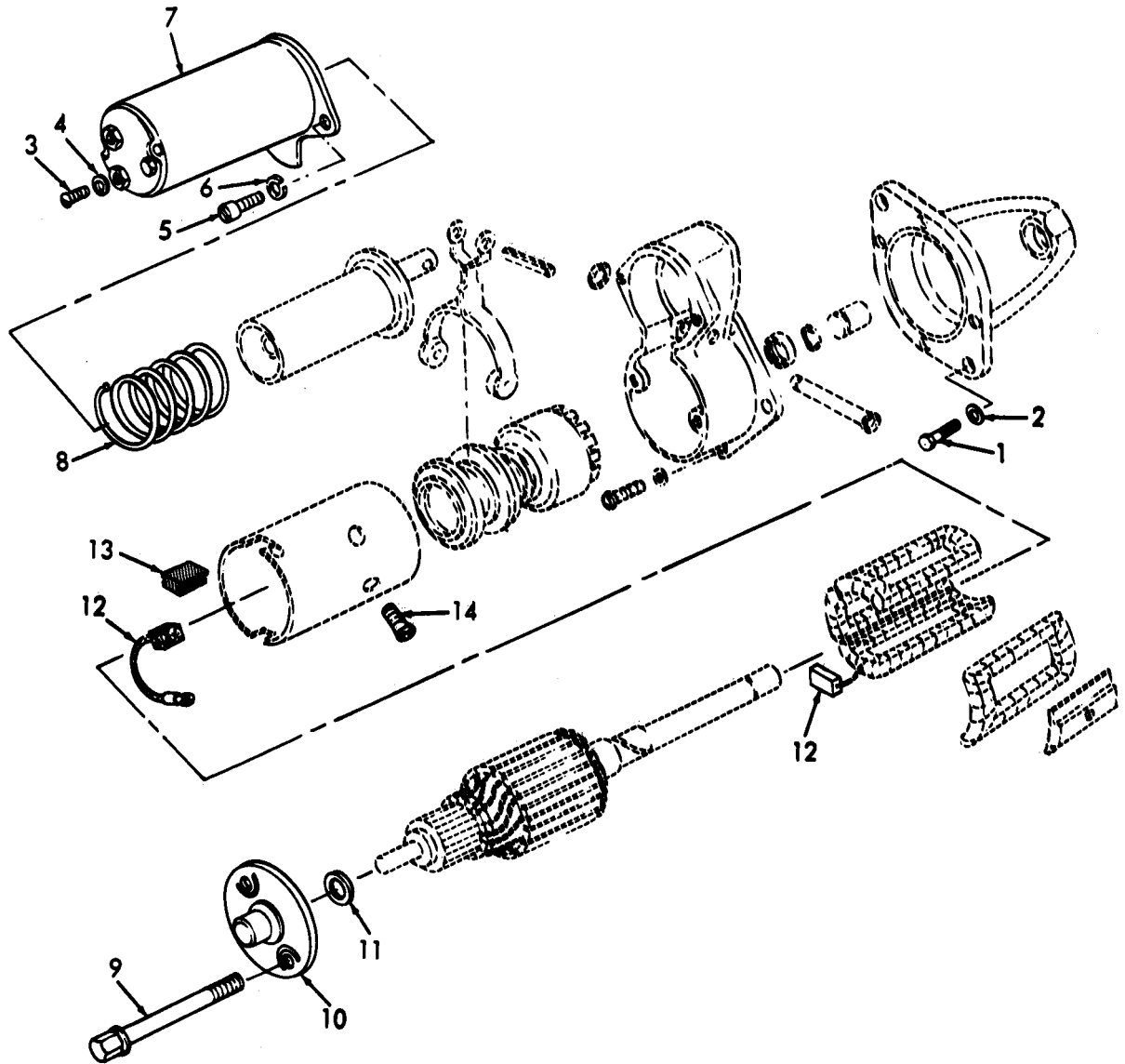


Figure 30. Starter Switch.

SECTION II

TM 5-4930-207-20P

(1) LUST (a) FIG NO.	(2) FOR (b) FIG NO.	(3) SMR CODE	(5) FEDERAL STOCK SER	(4) PART NUMBER	(6) FBC	(8) DESCRIPTION  USABLE ON CODE	(7) 1	(8) QTY INC IN UNIT
34		1A02Z	5306-00-543-250	183 5291-33	1690	BOLT, MACHINESTARTER MTG.....	1	2
34		1A02Z	5310-00-637-954	1S122036	1690	WASHER, LOCKSTARTER MTG.....	1	2
34		1A02Z	2920-00-882-341	1113516	1676	STARTER, ENGINE.....	1	1
36		1A02Z		53468	1676	.SCREW, MACHINE.....	2	1
36		1A02Z		156319	1676	.WASHER, LOCK.....	EA	1
36		1A02Z		132255	1676	.SCREW, MACHINE.....	EA	2
36		1A02Z		1421423	1676	.WASHER.....	2	2
36		1A02Z	2920-00-021-597	1114303	1676	. SWITCH SOLENOID.....	2	1
36		1A02Z		1958679	1676	.SPRING, HELICAL.....	2	1

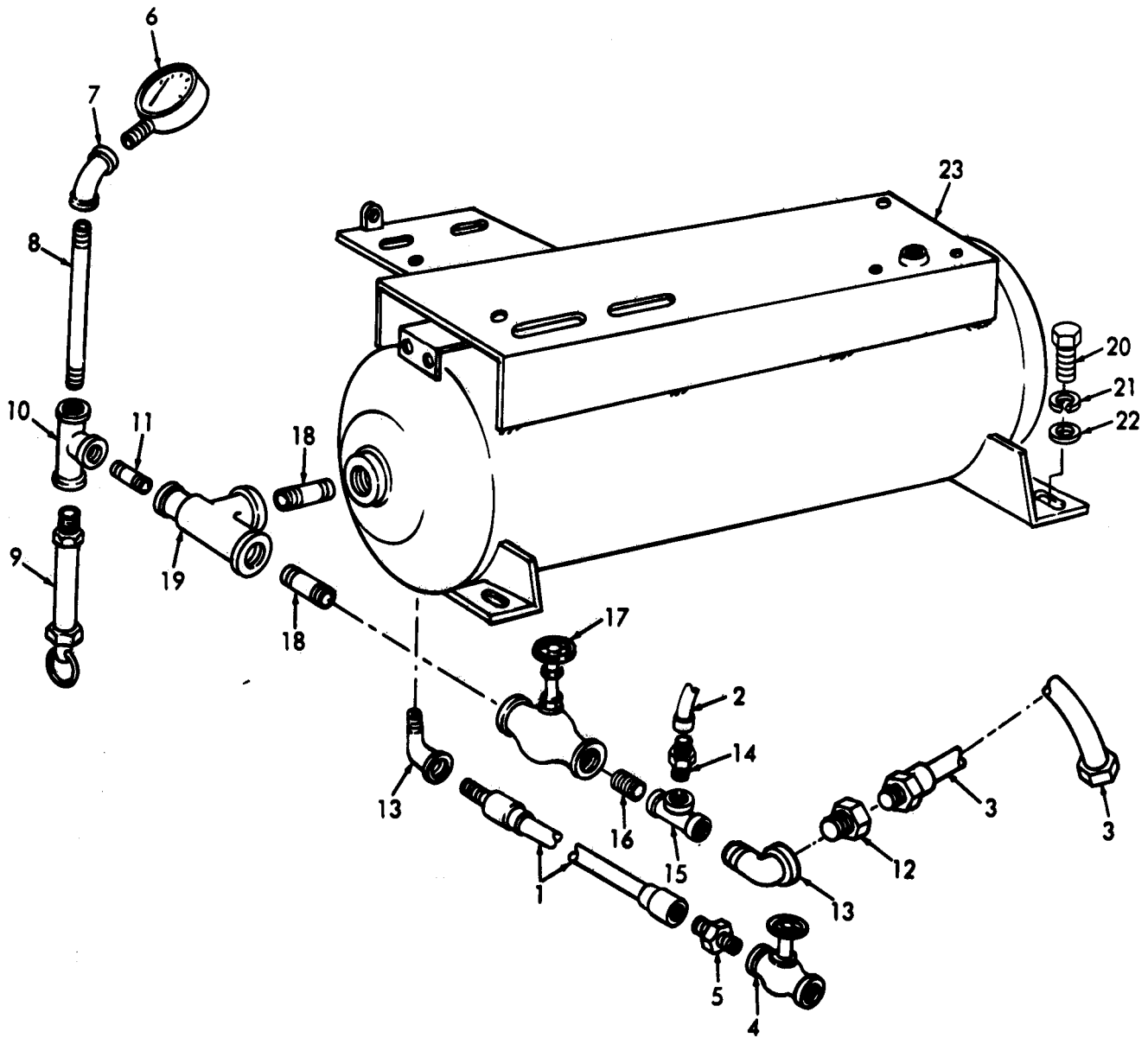


Figure 38. Air Receiver and Lines.

SECTION II

TM 5-4930-207-20P

(1) ILLUSTRATION		(2)	(3)	(4)	(5)	(6)	(8)
(a) FIG NO.	(b) ITEM NO.	SMR CODE	FEDERAL STOCK NUMBER	PART NUMBER	NSN	DESCRIPTION  USABLE ON CODE	QTY INC IN UNIT
						GROUP 09 AIR RECEIVER AND ALCOHOL DISPENSER	
38	1	BOZZ		00046-30	5190	HOSE ASSEMBLY AIR RECEIVER DRAIN . . . . .	1
38	2	BOZZ	720-00-068-5897	00046-31	5190	HOSE ASSEMBLY RECEIVER TO ALCOHOL DISPENSER. . . . .	1
38	3	BOZZ		00046-27	5190	HOSE ASSEMBLY AIR DISPENSING . . . . .	1
38	4	BOZZ		140K	1425	VALVE, DRAIN AIR RECEIVER . . . . .	1
38	5	BOZZ		3069X4	9470	RIPPLE, PIPE TO HOSE AIR RECEIVER DRAIN LINE . . . . .	1
38	6	BOZZ		00S0-300-2-1-2	1425	GAGE, PRESSURE, DIAL . . . . .	1
38	7	BOZZ		995	1425	ELBOW, PIPE AIR RECEIVER GAGE . . . . .	1
38	8	BOZZ		935	1425	RIPPLE, PIPE AIR RECEIVER GAGE LINE. . . . .	1
38	9	BOZZ	820-00-916-5881	144	1425	VALVE, SAFETY RELIEF GAGE LINE . . . . .	1
38	10	BOZZ		98K	1425	TEE, PIPE AIR RECEIVER VALVE AND GAGE. . . . .	1
38	11	BOZZ		938K	1425	RIPPLE, PIPE TEE TO TEE . . . . .	1
39	12	AOZZ	730-00-202-6491	551847-2	5906	BUSHING, REDUCER AIR LINE . . . . .	1
38	13	BOZZ		94K	1425	ELBOW, STREET PIPE AIR SUPPLY AND DRAIN LINE. . . . .	2
38	14	AOZZ	730-00-186-7799	8911-3	8044	RIPPLE, PIPE TEE TO HOSE . . . . .	1
38	15	BOZZ		00046-15	5190	TEE, PIPE OUTLET LINE . . . . .	1
38	16	BOZZ		00046-58	5190	RIPPLE, PIPE AIR OUTLET LINE . . . . .	1
38	17	BOZZ	820-00-138-8054	167	1425	VALVE, GLOBE AIR RECEIVER . . . . .	1
38	18	BOZZ		171	1425	RIPPLE, PIPE AIR RECEIVER OUTLET . . . . .	2
38	19	BOZZ		858	1425	TEE, PIPE AIR RECEIVER OUTLET . . . . .	1
38	20	AOZZ	306-00-266-2364	7750-45	0020	BOLT, MACHINE AIR RECEIVER MFG . . . . .	4
38	21	AOZZ	310-00-584-5272	835338-10	5906	WASHER, LOCK AIR RECEIVER MTG . . . . .	4
38	22	AOZZ	310-00-809-5997	827183-17	5906	WASHER, FLAT AIR RECEIVER MTG. . . . .	4



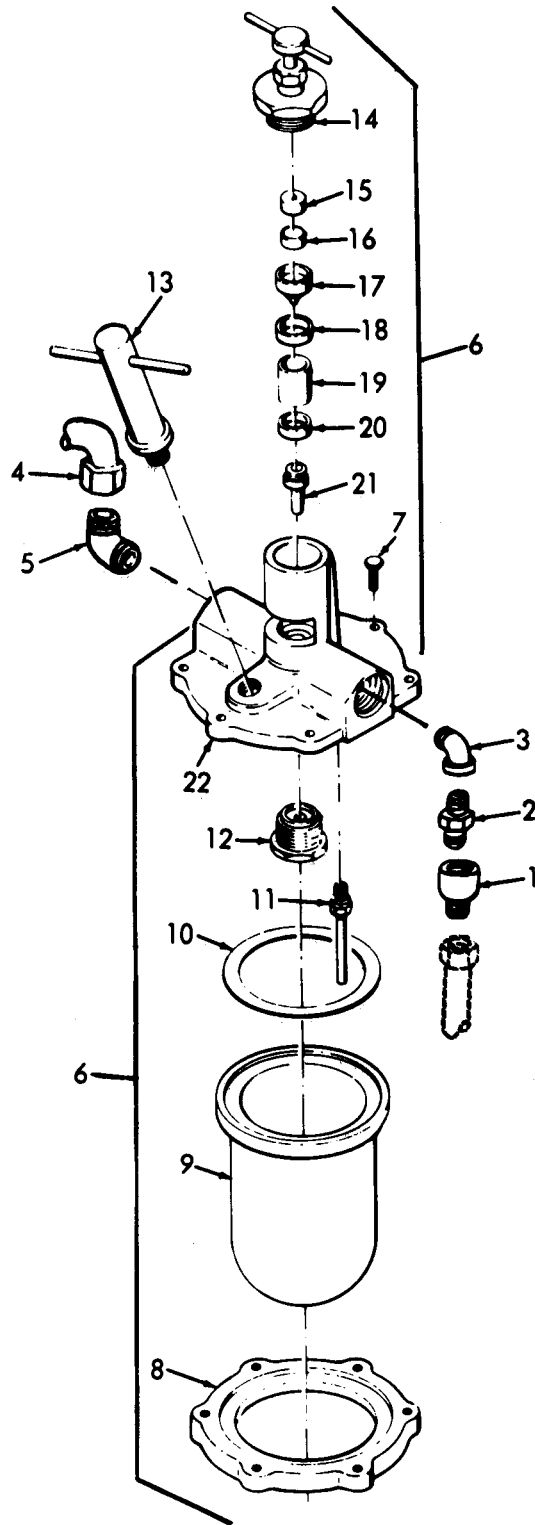


Figure 39. Alcohol Dispenser.

ILLUSTRATION (a) FIG NO.	FIGION (b) TEM NO.	(2) SMR CODE	(3) FEDERAL STOCK	(4) PART NUMBER	(5)	(6) DESCRIPTION  USABLE ON CODE	(7)	(8) QTY INC IN UNIT
39	1			'18	4894	COUPLER, HOSE .....	U	1
39	2	BOZZ		'33	4894	COUPLER, HOSE .....	U	1
39	3	BOZZ		'00046-6	6190	ELBOW, STREET DISPENSER INLET .....	U	1
39	4	BOZZ		'00945-1	6190	TUBE ASSEMBLY ALCOHOL DISPENSER TO AIR REGULATOR .....	U	1
39	5	BOZZ		'00046-40	6190	ELBOW, PIPE TO TUBE DISPENSER OUTLET .....	U	1
39	6	BOZZ		.0-002-124	3990	DISPENSER, ALCOHOL .....	U	1
39	7	FOZZ		.031-04	3990	.SCREW DISPENSER PART OF KIT P/N 1251-05 .....	U	6
39	8	BOZZ		.994-02	3990	.CLAMP, RING .....	U	1
39	9	BOZZ		.451-62	3990	.BOWL, DISPENSER .....	U	1
39	10	FOZZ		.029-01	3990	.GASKET DISPENSER PART OF KIT P/N 1251-05 .....	U	1
39	11	BOZZ		.809-02	3990	.TUBE ASSEMBLY .....	U	1
39	12	FOZZ		.99-03	3990	.VALVE ASSEMBLY DISPENSER PART OF KIT P/N 1251-05 .....	U	1
39	13	FOZZ		.206-02	3990	.PLUG ASSEMBLY DISPENSER PART OF KIT P/N 1251-05 .....	U	1
39	14	FOZZ		.201-01	3990	.VALVE ASSEMBLY DISPENSER PART OF KIT P/N 1251-05 .....	U	1
39	15	FOZZ		.005-01	3990	.PLATE DISPENSER PART OF KIT P/N 1251-05 .....	U	1
39	16	FOZZ		.006-01	3990	.DISC DISPENSER PART OF KIT P/N 1251-05 .....	U	1
39	17	FOZZ		.197-01	3990	.GLAND DISPENSER PART OF KIT P/N 1251-05 .....	U	1
39	18	FOZZ		.212-01	3990	.GASKET DISPENSER PART OF KIT P/N 1251-05 .....	U	1
39	19	FOZZ		.196-01	3990	.SIGHT, GLASS DISPENSER PART OF KIT P/N 1251-05 .....	U	1
39	20	FOZZ		.210-01	3990	.GASKET DISPENSER PART OF KIT P/N 1251-05 .....	U	1
39	21	BOZZ		.443-01	3990	.VENTURI .....	U	1
39	22	BOZZ		.025-20	3990	.BODY .....	U	1
39	7	AOZZ	1930-00-571-618C	.251-05	3990	REPAIR KIT ALCOHOL DISPENSER .....	U	1
39	10					SCREW	U	6
39	12					GASKET	U	1
39	13					VALVE ASSEMBLY	U	1
39	13					PLUG ASSEMBLY	U	1
39	14					VALVE ASSEMBLY	U	1
39	15					PLATE	U	1
39	16					DISC	U	1
39	17					GLAND	U	1
39	18					GASKET	U	1
39	19					SIGHT, GLASS	U	1
39	20					GASKET	U	1

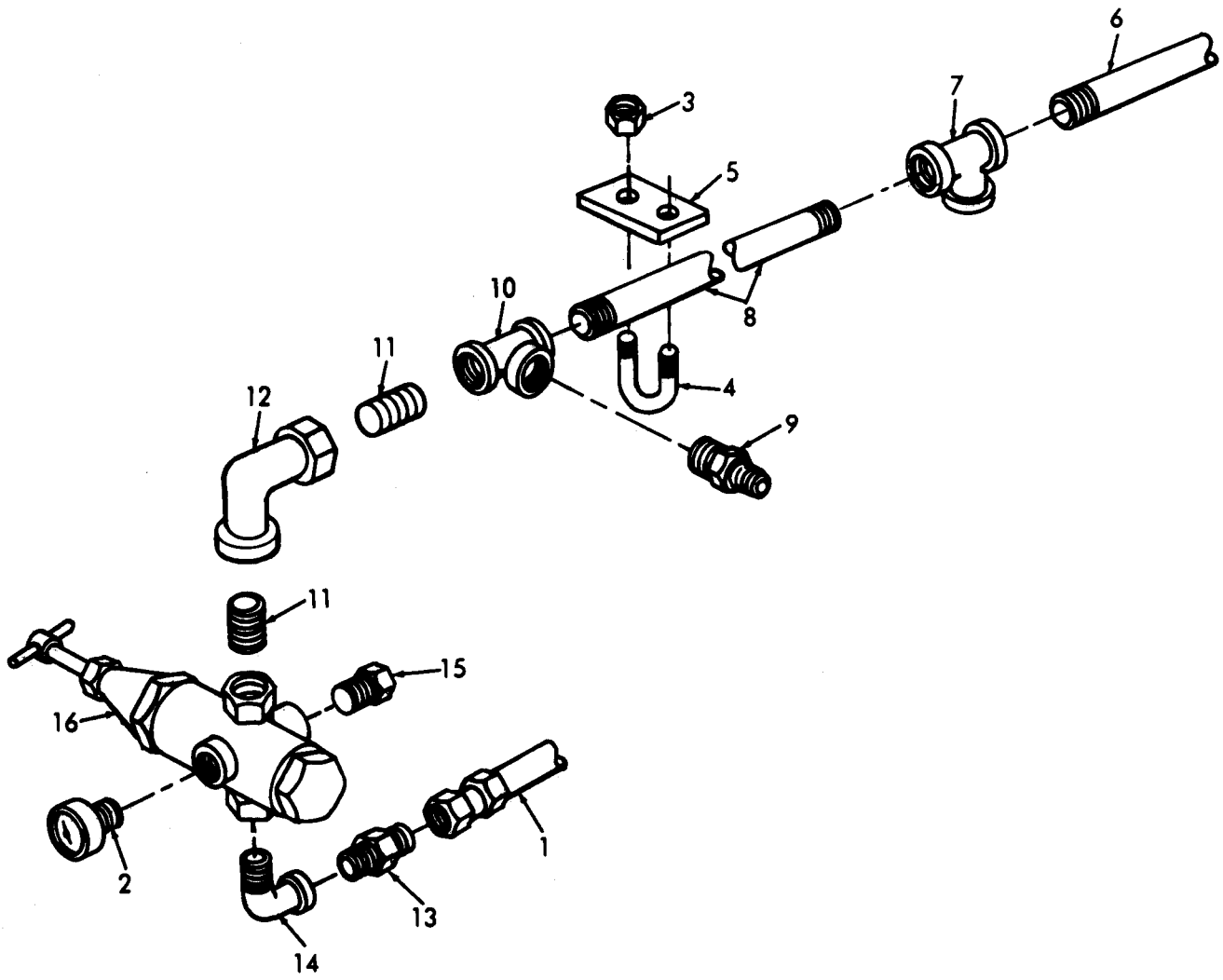


Figure 40. Flow Regulator and Lines.

SECTION II

TM 5-4930-207-20P

(1) ILLUSTRATION		(2)	(3)	(4)	(5)	(6)	(7)	(8)
(a) FIG NO.	(b) ITEM NO.	SMR CODE	FEDERAL STOCK NUMBER	PART NUMBER	FSCM	DESCRIPTION  USABLE ON CODE	U/M	QTY INC IN UNIT
GROUP 10 LUBRICATING PUMPS, VALVES AND TANK COVERS								
40	1	XBOZZ		700046-28	56190	HOSE ASSEMBLY REGULATOR TO PUMP.....	EA	
40	2	PBOZZ	6685-00-868-791	323449	57733	GAGE,PRESSURE,DIAL AIRREGULATOR.....	EA	
40	3	PAOZZ	5310-00-208-1919	203MR47P2	04164	NUT,SELF-LOCKING,HE AIR SUPPLY LINE MTG.....	EA	
40	4	XBOZZ		101522-1	56190	BOLT,UAIR SUPPLY LINE MTG.....	EA	
40	5	XBOZZ		101472-1	56190	STRAP AIR SUPPLY LINE MTG.....	EA	
40	6	XBOZZ		700046-22	56190	PIPE AIR RESERVOIR TO AIR REGULATOR.....	EA	
40	7	XBOZZ		700046-13	56190	TEE,PIPE AIR RECEIVER TO AIR REGULATOR.....	EA	
40	8	XBOZZ		700046-20	56190	PIPE AIR REGULATOR TO PUMP.....	EA	
40	9	XBOZZ		919063	01406	ADAPTER,STRAIGHT.....	EA	
40	10	XBOZZ		700046-15	56190	TEE,PIPEREGULATOR.....	EA	
40	11	XBOZZ		700046-9	56190	NIPPLE,PIPE AIR REGULATOR.....	EA	
40	12	XBOZZ		700046-3	56190	ELBOW,PIPEREGULATOR TO SUPPLY LINE.....	EA	
40	13	XBOZZ		700046-10	56190	ADAPTER AIR REGULATOR TO PUMP AIR LINE.....	EA	
40	14	XBOZZ		700046-2	56190	ELBOW,STREET.....	EA	
40	15	XBOZZ		700046-16	56190	PLUG,PIPEREGULATOR.....	EA	
40	16	PBOZZ	4820-00-868-7917	6323300-5	57733	VALVE,REGULATING.....	EA	

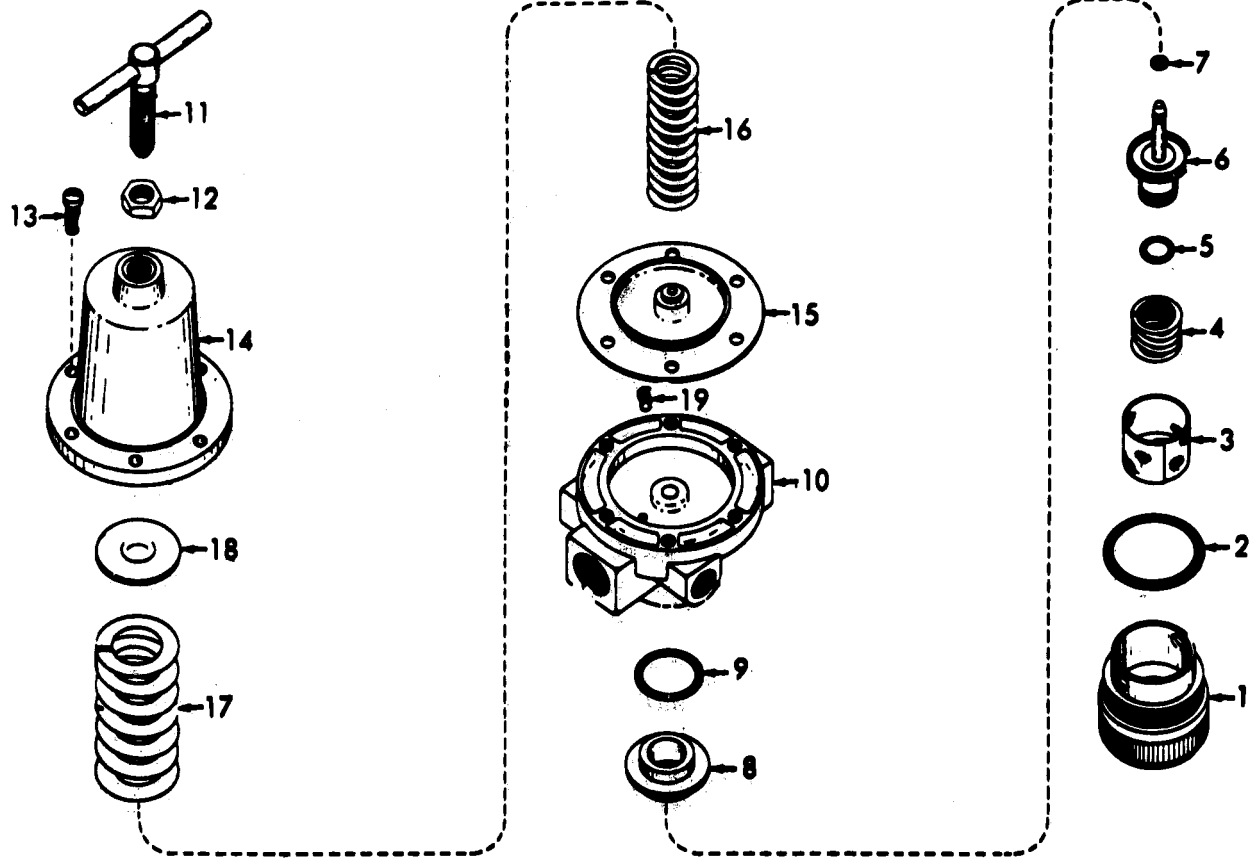


Figure 41. Air Regulator.

SECTION II

TM 5-4930-207-20P

(1) ILLUSTRATION		(2)	(3)	(4)	(5)	(6) DESCRIPTION	(7)	(8)
(a) FIG NO.	(b) ITEM NO.	SMR CODE	FEDERAL STOCK NUMBER	PART NUMBER	FSCM	USABLE ON CODE	U/M	QTY INC IN UNIT
41	1	XBOZZ		326336	57733	.PLUG,END.....	EA	3
41	2	XBOZZ		17100C-23	57733	.PACKING,PREFORMEDPLUG.....	EA	3
41	3	PAOZZ	4730-00-115-3713	326333	57733	.STRAINERELEMENT.....	EA	3
41	4	PAOZZ	5360-00-115-1344	326334	57733	.SPRING,HELICAL VALVE.....	EA	3
41	5	PAOZZ	5330-00-551-9116	17100C-7	57733	.PACKING,PREFORMEDVALVE.....	EA	5
41	6	PAOZZ	4930-00-115-4187	G326328	57733	.VALVEASSEMBLY.....	EA	3
41	7	PAOZZ	5330-00-113-8490	17100C-1	57733	.PACKING,PREFORMEDVALVESTEM.....	EA	5
41	8	PAOZZ	4820-00-115-2529	326332	57733	.SEAT,VALVE.....	EA	3
41	9	PAOZZ	5330-00-551-5116	17100C-7	57733	.PACKING,PREFORMEDSEAT.....	EA	3
41	10	XADZZ		326335-2	57733	.BODY.....	EA	3
41	11	XBOZZ		G323335	57733	.HANDLE,ADJUSTING.....	EA	3
41	12	XBOZZ		77799	57733	.NUT,LOCKHANDLE.....	EA	3
41	13	XBOZZ		76695	57733	.SCREW,MACHINECAP TOBODY.....	EA	18
41	14	XBOZZ		G323508	57733	.CAP,VALVEBONNET.....	EA	3
41	15	PAOZZ	4930-00-916-7991	G323330	57733	.DIAPHRAGMASSEMBLY.....	EA	3
41	16	PAOZZ	5360-00-115-1343	323340	57733	.SPRING,HELICAL DIAPHRAGM,INNER.....	EA	3
41	17	PAOZZ	5340-00-115-1342	326464	57733	.SPRING,HELICAL DIAPHRAGM,OUTER.....	EA	3
41	18	XBOZZ		326337	57733	.PLATE,SPRING.....	EA	3
41	19	XBOZZ		67270	57733	.PIN,OWEL.....	EA	3

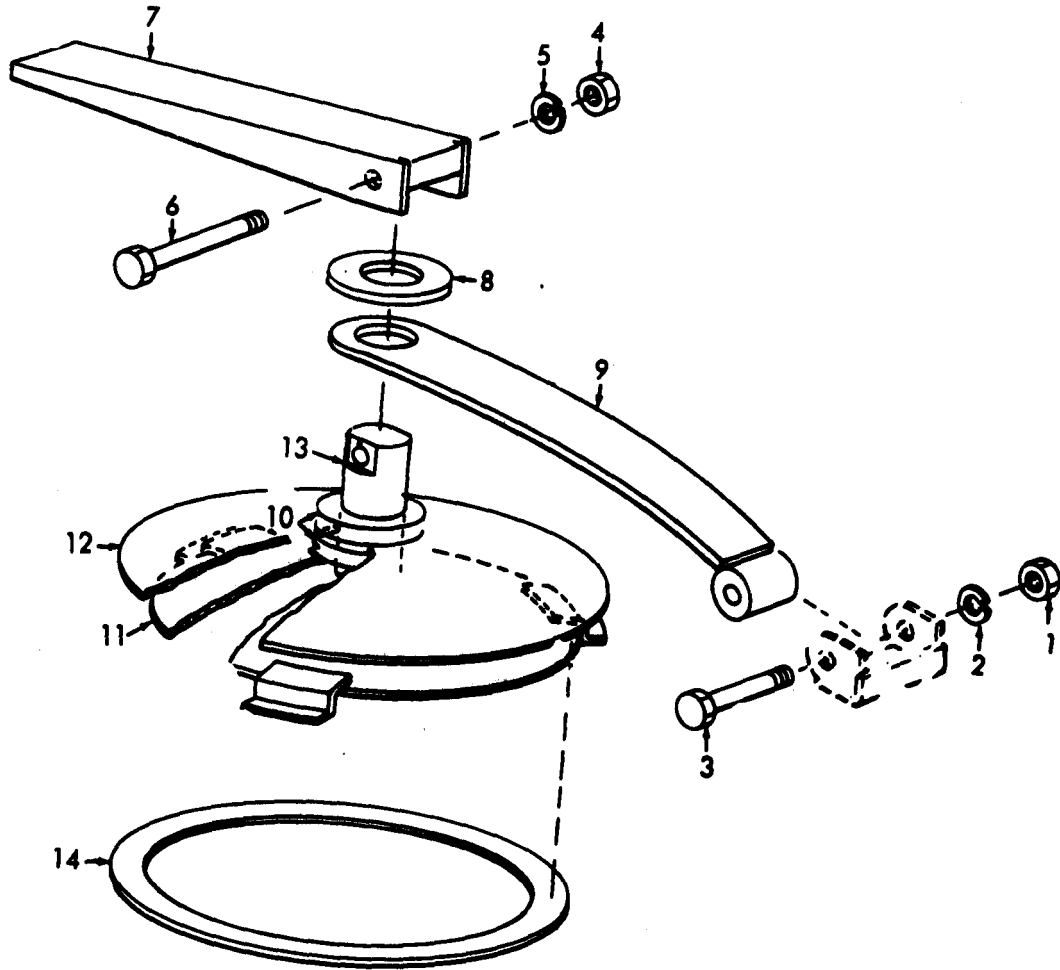


Figure 42. Lubrication Tank Cover.

SECTION II

TM 5-4930-207-20P

(1) ILLUSTRATION		(2)	(3)	(4)	(5)	(6) DESCRIPTION		
(a) FIG NO.	(b) ITEM NO.	SMR CODE	FEDERAL STOCK NUMBER	PART NUMBER	FSCM		USABLE ON CODE	
42		XBOZZ		600228-1	57190	COVERASSEMBLY.....		
42	1	PAOZZ	5310-00-058-1624	MS35650-3382	96906	.NUT,PLAIN,HEXAGONCOVERMTG.....		
42	2	PAOZZ	5310-00-637-9541	MS122C36	96906	.WASHER,LOCKCOVERMTG.....		
42	3	PAOZZ	5306-00-208-3666	AN6-23A	88044	.BOLT,MACHINECOVERMTG.....		
42	4	PAOZZ	5310-00-054-4892	MS35650-3312	96906	.NUT,PLAIN,HEXAGONHANDLEMTG.....		
42	5	PAOZZ	5310-00-407-5566	MS35338-45	96906	.WASHER,LOCKHANDLEMTG.....		
42	6	PAOZZ	5306-00-151-2626	MILB6812	81349	.BOLT,MACHINEHANDLEMTG.....		
42	7	XBOZZ		300888-1	56190	.HANDLE,COVER.....		
42	8	PAOZZ	5310-00-167-0811	9C7356	06840	.WASHER,FLATHANDLESPACING.....		
42	9	XBOZZ		300885-1	56190	.SUPPORTASSEMBLYHANDLE.....		
42	10	XBOZZ		1C1509-1	56190	.SPACER,COVER.....		
42	11	XBOZZ		3C0886-1	56190	.PLATE,BACK-UPCOVER.....		
42	12	XBOZZ		3C0887	56190	.COVER.....		
42	13	XBOZZ		1C1476-1	56190	.SHAFT.....		
42	14	XBOZZ		1C1510-1	56190	.GASKETCOVER.....		



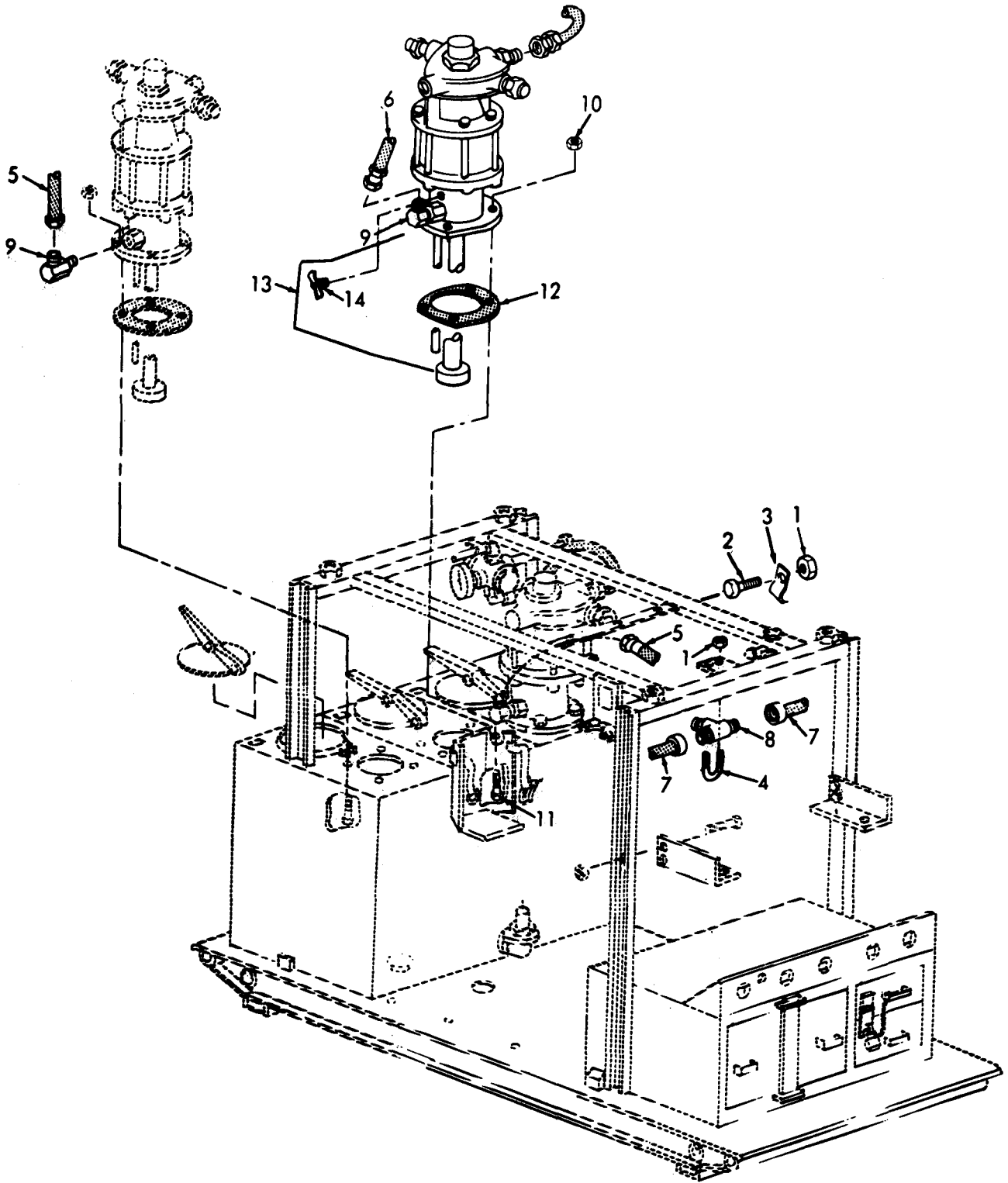


Figure 43. High Pressure Pump and Lubrication Lines.

SECTION II

TM 5-4930-207-20P

(1)		(2)	(3)	(4)	(5)	(6)	(7)	(8)
ILLUSTRATION (a) FIG NO.	ITEM NO. (b)	SMR CODE	FEDERAL STOCK NUMBER	PART NUMBER	NSN	DESCRIPTION  USABLE ON CODE	QTY INC IN UNIT	QTY INC IN UNIT
43	1	AOZZ	5305-00-012-190	121900	14617	SCREW, CAP, HEXAGON HOSE HANGER MTG.....	EA	5
43	1	KBOZZ		9C1765-4	16190	HANGER, HOSE AIRLINE.....	EA	5
43	1	KBOZZ		101522-1	16190	BOLT, U GREASE LINE.....	EA	1
43	1	KBOZZ		7C0046-32	16190	HOSE ASSEMBLY PRESSURE PUMP TO HOSE REEL.....	EA	2
43	1	KBOZZ		7C0046-33	16190	HOSE ASSEMBLY PUMP TO HOSE REEL.....	EA	1
43	1	KBOZZ		7C0046-34	16190	HOSE ASSEMBLY HOSE REEL TO TEE.....	EA	2
43	1	KBOZZ		6CVC06X06	10327	TEE, PIPE GREASE LINE.....	EA	1
43	1	KBOZZ		6CUA06X06	10327	ELBOW, TUBE SUPPLY HOSE TO PUMP.....	EA	3
43	1	AOZZ	5310-00-595-742	M517829-8C	16906	NUT, SELF-LOCKING LUBRICATING PUMP MTG.....	EA	4
43	1	AOZZ	5306-00-537-819	49083226L	10063	BOLT, MACHINE LUBRICATING PUMP MTG.....	EA	4
43	1	PAOZZ	5330-00-116-C23	324797	17733	GASKET LUBRICATING PUMP MTG.....	EA	1
43	1	PAOZZ	4930-00-915-233	6330769	17733	PUMP, LUBRICANT TRAN.....	EA	1
43	1	KBOZZ	4820-00-116-514	324887	17733	COCK, DRAIN LUBRICATION PUMP.....	EA	1

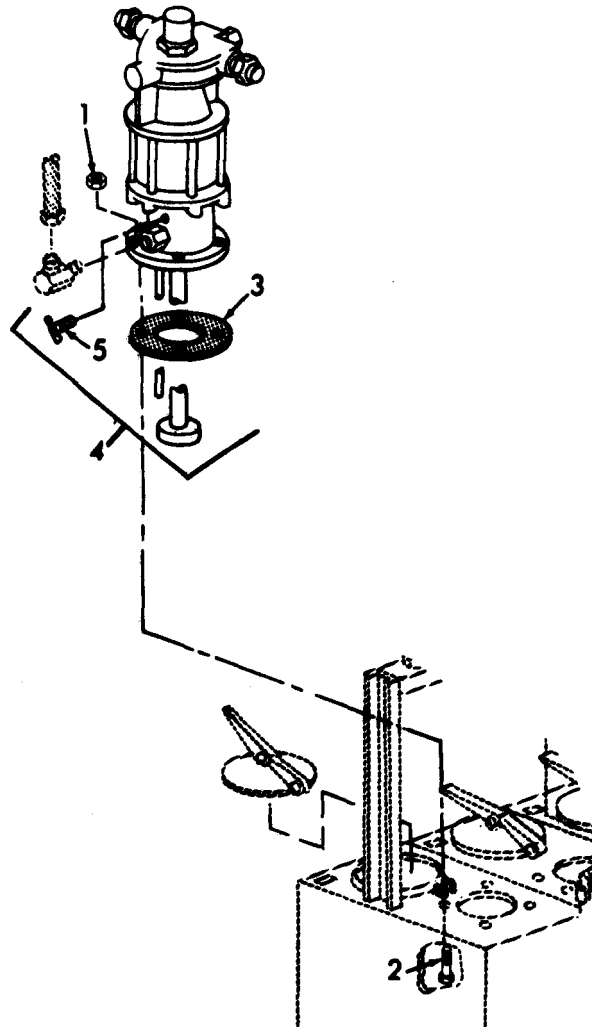


Figure 50. Low Pressure Pump.

SECTION II

TM 5-4930-207-20P

(1)		(3)	(4)	(5)	(6)	(8)	
LUBST (a) FIG NO.	TION (b) ITEM NO.	SMR CODE	FEDERAL STOCK NUMBER	PART NUMBER	FSCM	DESCRIPTION  <i>USABLE ON CODE</i>	QTY INC IN UNIT
50	PADZZ	5306-00-537-815	490832226L	80063	BOLT, MACHINE LUBRICATING PUMP MTG.....	1	
50	XB0ZZ	5330-00-116-023	324797	57733	GASKET LUBRICATING PUMP MTG.....		
50	XB0ZZ	4930-00-915-233	6330768	57733	PUMP, LUBRICANT TRAN.....		
50	XB0ZZ	4820-00-116-514	324887	57733	.COCK, DRAIN.....	1	

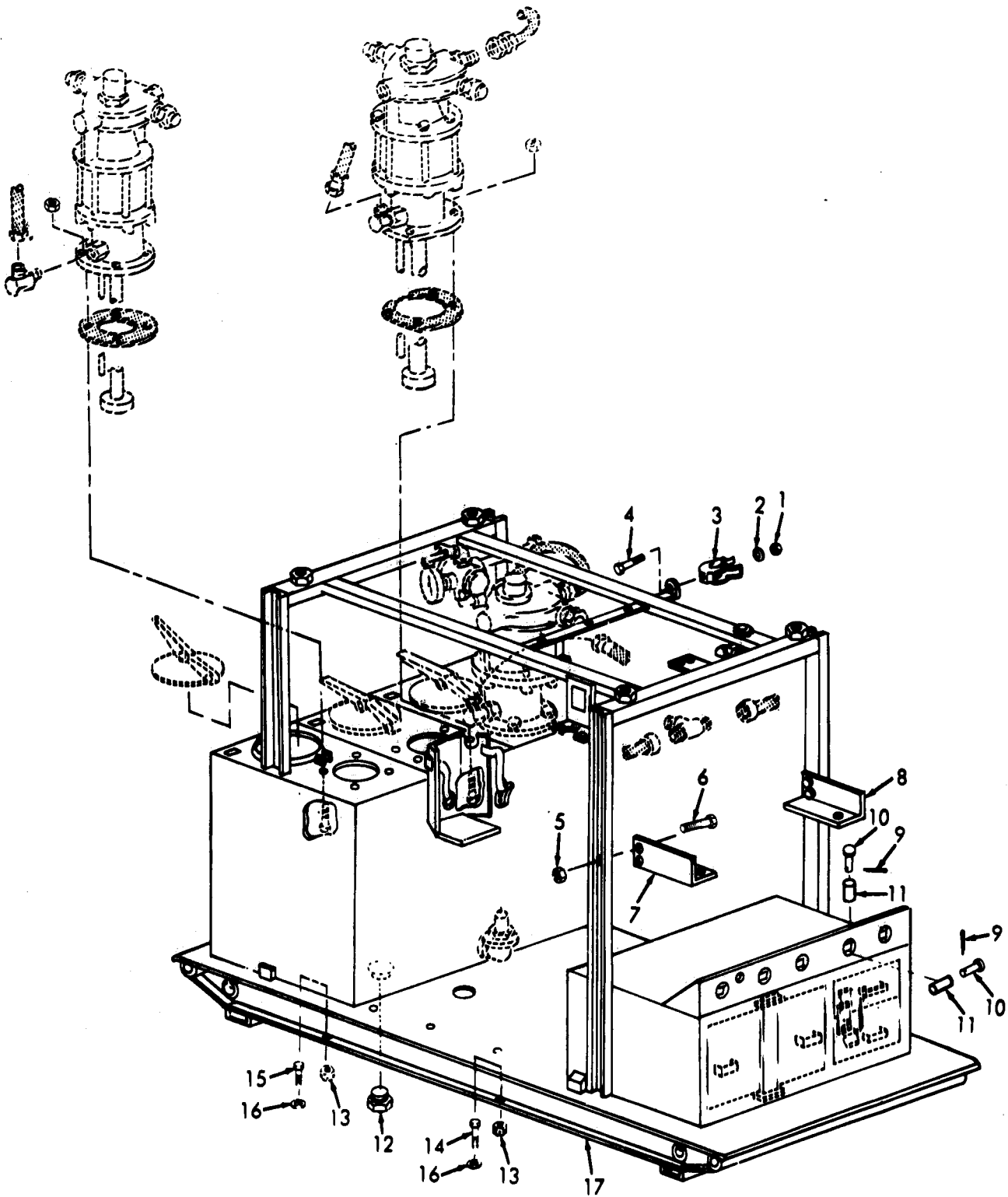


Figure 57. Lubricator Frame.

SECTION II

TM 5-4930-207-20P

(1)		(2)	(3)	(4)	(5)	(6)	(8)
LUST (a) FIG NO.	TIC (b) ITE NC	SMR CODE	FEDERAL STOCK NUMBER	PART NUMBER	FSCM	DESCRIPTION	QTY INC IN UNIT
						USABLE ON CODE	
57		PAOZ1	5310-00-957-712	M24129-2-6C	8134	NUT, SELF-LOCKING TRANSFER PUMP HOLDER.....	
57		PAOZ2	5310-00-167-082	9C7241K1	0684	WASHER, FLAT TRANSFER PUMP HOLDER.....	
57		XBOZ2		9C1765-7	5619	HOLDER, TRANSFER.....	
57		PAOZ2	5305-00-269-321	M590725-62	9690	SCREW, CAP, HEXAGON TRANSFER PUMP HOLDER.....	
57		PAOZ1	5310-00-483-879	M517829-4C	9690	NUT, SELF-LOCKING REEL BANK BRACKET MTG.....	
57		PAOZ1	5305-00-012-190	101982	8158	SCREW, CAP, HEXAGON REEL BANK BRACKET MTG.....	
57		XBOZ2		300949-1	5619	BRACKET REEL BANK MTG, L.....	
57		XBOZ2		300949-2	5619	BRACKET REEL BANK MTG, R.....	
57		PAOZ1	5315-00-839-232	A82-1	9615	PIN, COTTER HOSE ROLLER.....	2
57		PAOZ1	5315-00-235-122	MN393-43	8804	PIN, STRAIGHT, HEADED HOSE ROLLER.....	2
57		XBOZ2		101503-1	5619	ROLLER DISPENSING HOSE.....	2
57		XBOZ2		9C1765-3	5619	PLUG, PIPE LUBRICATION TANK DRAIN.....	

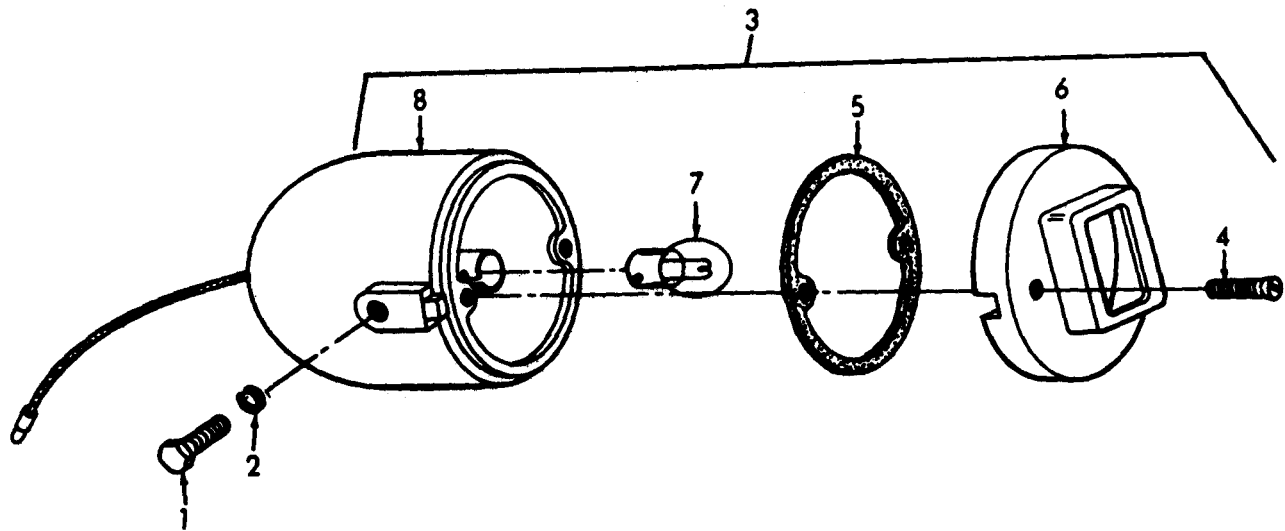


Figure 58. Stoplight, Blackout.

SECTION II

TM 5-4930-207-20P

(1) ILLUSTRATION		(2)	(3)	(4)	(5)	(6) DESCRIPTION	(7)	(8)
(a) FIG NO.	(b) ITEM NO.	SMR CODE	FEDERAL STOCK NUMBER	PART NUMBER	FSCM	USABLE ON CODE	U/M	QTY INC IN UNIT
GROUP 11 TRAILER LIGHTS AND WIRING HARNESS								
58	1	XBOZZ		MS35292-31	96906	SCREW, CAP, HEXAGON BLACKOUT STOPLIGHT MTG.....	EA	1
58	2	XBOZZ		MS35333-24	96906	WASHER, LOCK BLACKOUT STOPLIGHT MTG.....	EA	1
58	3	PBOZZ	6220-00-846-9745	MS51302-1	96906	STOPLIGHT, VEHICULAR BLACKOUT.....	EA	1
58	4	PAOZZ	5305-00-285-3942	FP892TYP1STL6S	81348	.SCREW, MACHINEDOOR MTG.....	EA	2
58	5	PBOZZ	5330-00-678-9047	8694464	19207	.GASKET.....	EA	1
58	6	XADZZ		8741646	19207	.DOOR ASSEMBLY.....	EA	1
58	7	PAOZZ	6240-00-019-0877	MS15570-1251	96906	.LAMP, INCANDESCENT.....	EA	1
58	8	XADZZ		8741650	00000	.BODY.....	EA	1



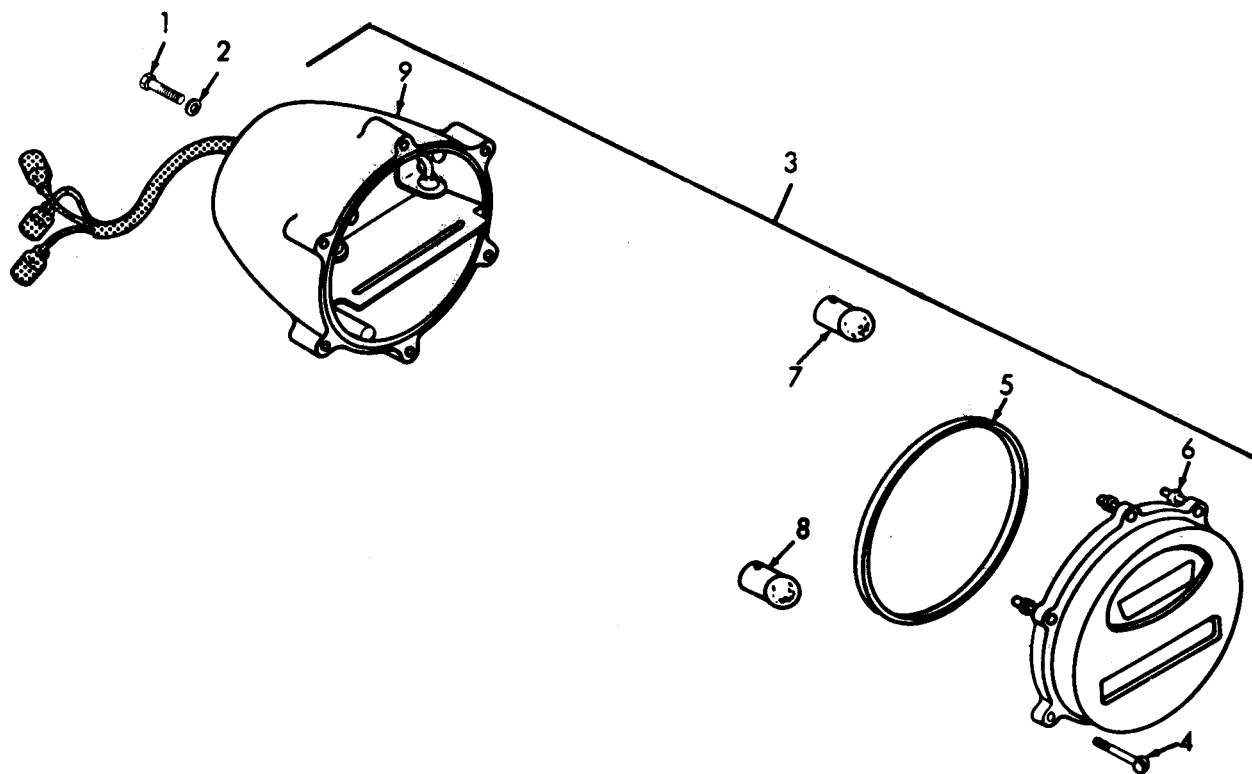


Figure 59. Stoplight, Taillight.

SECTION II

TM 5-4930-207-20P

(1) ILLUSTRATION		(2)	(3)	(4)	(5)	(6)	(7)	(8)
(a) FIG NO.	(b) ITEM NO.	SMR CODE	FEDERAL STOCK NUMBER	PART NUMBER	FSCM	DESCRIPTION  USABLE ON CODE	U/M	QTY INC IN UNIT
59	1	XBOZZ		MS35291-58	96906	SCREW,CAP,HEXAGONSTOPLIGHT-TAILLIGHTMTG.....	EA	4
59	2	XBOZZ		MS35333-25	96906	WASHER,LOCKSTOPLIGHT-TAILLIGHTMTG.....	EA	4
59	3	PBOZZ	6220-00-665-5623	MS51329-1	96906	STOPLIGHT-TAILLIGHT.....	EA	2
59	4	PAOZZ	5305-00-885-3C02	MS35206-242	96906	SCREW,MACHINE DOOR MTG.....	EA	12
59	5	XBOZZ		7320658	00000	PACKING,PREFORMED.....	EA	2
59	6	XAOZZ		752602C	00000	DOORASSEMBLY.....	EA	2
59	7	PAOZZ	6240-00-019-0877	MS15570-1251	96906	LAMP,INCANDESCENT.....	EA	4
59	8	XBOZZ		446914	00000	LAMP,INCANDESCENT.....	EA	2
59	9	XAOZZ		7525957	19207	BODY.....	EA	2

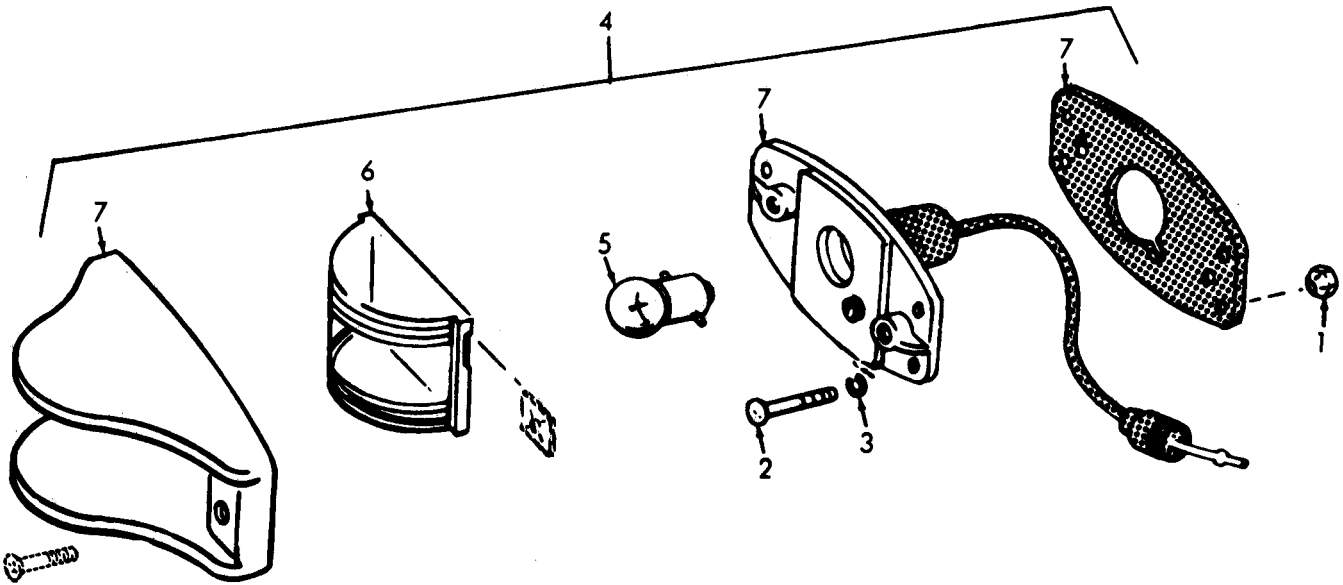


Figure 60. Clearance Lights.

SECTION II

TM 5-4930-207-20P

(1)		(2)	(3)	(4)	(5)	(6)	(7)	(8)
LUBT (a) FIG NO.	ION (b) EM NO.	SMR CODE	FEDERAL STOCK NUMBER	PART NUMBER	FSCM	DESCRIPTION  USABLE ON CODE	QTY INC IN UNIT	
60	1	W02Z	5310-00-934-9751	S35650-302	6906	NUT, PLAIN, HEXAGON CLEARANCE LIGHT MTG .....	32	44
60	2	W02Z	5305-00-855-0956	S24629-47	6906	SCREW, TAPPING AMBER CLEARANCE LIGHT MTG .....	32	16
60	2	W02Z	5305-00-993-1851	S35207-267	6906	SCREW, MACHINE REAR CLEARANCE LIGHT MTG .....	32	12
60	2	W02Z	5305-00-993-1848	S35207-265	6906	SCREW, MACHINE SIDE CLEARANCE LIGHT MTG .....	32	32
60	3	W02Z	5310-00-576-5752	S35333-22	6906	WASHER, LOCK CLEARANCE LIGHT MTG .....	32	60
60	4	W02Z	6220-00-726-1916	S35423-2	6906	LIGHT, MARKER RED .....	32	7
60	4	W02Z	6220-00-727-3288	S35424-2	6906	LIGHT, MARKER BLACKOUT, RED .....	32	4
60	4	W02Z	6220-00-577-3434	S35423-1	6906	LIGHT, MARKER AMBER .....	32	2
60	4	W02Z	6220-00-577-3435	S35424-1	6906	LIGHT, MARKER BLACKOUT, AMBER .....	32	2
60	5	W02Z	6240-00-155-8720	S15570-63	6906	LAMP, INCANDESCENT MARKER LIGHT .....	32	7
60	6	W02Z	6220-00-299-7426	S35421-2	6906	LENS, CLEARANCE RED .....	32	7
60	7	W02Z		S35422-1	6906	LAMPHOLDER ASSEMBLY .....	32	7

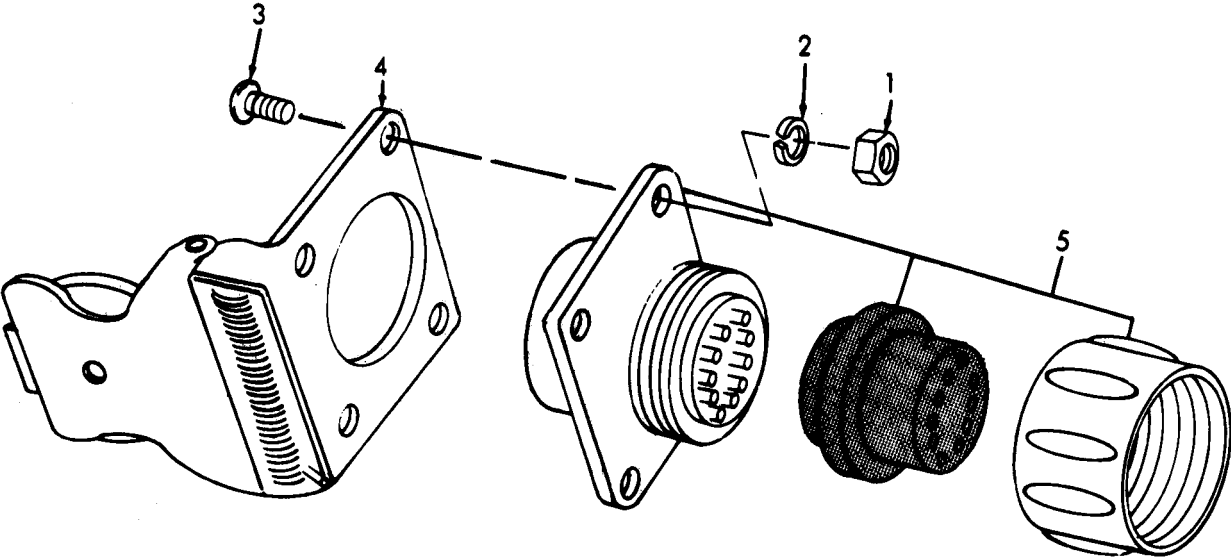


Figure 61. Power Receptacle.

SECTION II  
SECTION 11

TM 5-4930-207-20P

(1) ILLUSTRATION		(2)	(3)	(4)	(5)	(6)	(7)	(8)
(a) FIG NO.	(b) ITEM NO.	SMR CODE	FEDERA STOCK NUMBER	PART NUMBER	FSCM	DESCRIPTION  USABLE ON CODE	U/M	QTY INC IN UNIT
61	1	XBOZZ	5310-00-584-5005	MS35690-405	96906	NUT PLAIN, HEXAGON RECEPTACLE AND COVER MTG .....	EA	4
61	2	XBOZZ		MS35337-25	96906	WASHER, LOCK RECEPTACLE AND COVER MTG. ....	EA	4
61	3	PAOZZ	5305 -00-058 -6948	MS35275-83	96906	SCREW, MACHINE RECEPTACLE AND COVER MTG. ....	EA	4
61	4	XBOZZ		7731422	00000	COVER, RECEPTACLE .....	EA	1
61	5	XBOZZ	5935 -00-846-3883	8376208	19207	CONNECTOR.....	EA	1

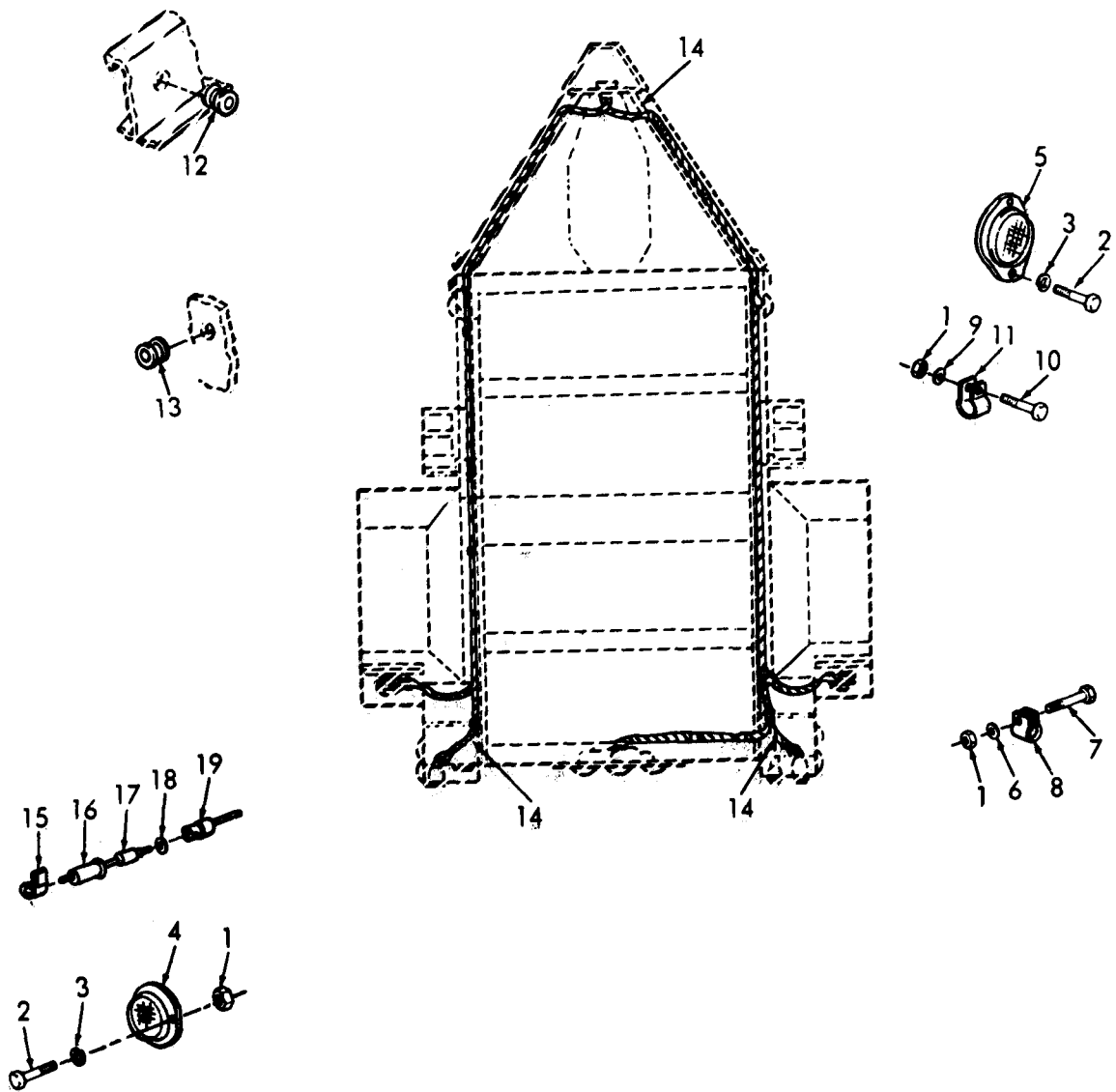


Figure 62. Trailer Wiring and Reflectors.

SECTION II

TM 5-4930-207-20P

(1) ILLUSTRATION		(2)	(3)	(4)	(5)	(6)	(7)	(8)
(a) FIG NO.	(b) ITEM NO.	SMR CODE	FEDERAL STOCK NUMBER	PART NUMBER	FSCM	DESCRIPTION  USABLE ON CODE	QTY INC IN UNIT	
62	1	XBOZZ	5310-00-584-501	MS35690-405	96906	NUT, PLAIN, HEXAGON REFLECTOR MTG.....	EA	
62	2	PAQZZ	5305-00-988-172	MS35206-279	96906	SCREW, MACHINEREFLECTOR MTG.....	EA	1
62	3	PAQZZ	5310-00-582-556	MS35338-44	96906	WASHER, LOCK REFLECTOR MTG.....	EA	1
62	4	PBOZZ	9905-00-205-275	MS35387-1	96906	REFLECTOR, INDICATOR IN RED.....	EA	
62	5	PBOZZ	9905-00-202-363	MS35387-2	96906	REFLECTOR AMBER.....	EA	
62	6	PAQZZ	5310-00-576-575	MS35333-22	96906	WASHER, LOCK CLAMP MTG.....	EA	1
62	7	PAQZZ	5305-00-855-095	MS24629-46	96906	SCREW, TAPPING CLIP MTG.....	EA	
62	8	XBOZZ		0711119	00000	CLIP, HARNESS.....	EA	
62	9	XBOZZ		MS35337-25	96906	WASHER, LOCK STRAP MTG.....	EA	
62	10	PAQZZ	5305-00-988-117	MS35206-284	96906	SCREW, MACHINE CLIP MTG.....	EA	1
62	11	XBOZZ		87245C1	00000	STRAP, RETAINING.....	EA	1
62	12	PAQZZ	5325-00-641-385	117964	K4285	GROMMET, RUBBER.....	EA	
62	13	XBOZZ		573168	00000	GROMMET, RUBBER.....	EA	
62	14	XBOZZ		S5264-2-1	56190	HARNESS ASSEMBLY.....	EA	
62	15	XBOZZ		87479C8	19207	CLIP ASSEMBLY.....	EA	
62	16	XBOZZ		8338564		CONNECTOR ASSEMBLY.....	EA	
62	17	XBOZZ		8338562	00000	INSULATOR, BUSHING.....	EA	
62	18	PAQZZ	5310-00-833-854	8338567	19207	WASHER, SLOTTED WIRE CLIP.....	EA	
62	19	XBOZZ		8338566	00000	SHELL, ELECTRICAL.....	EA	



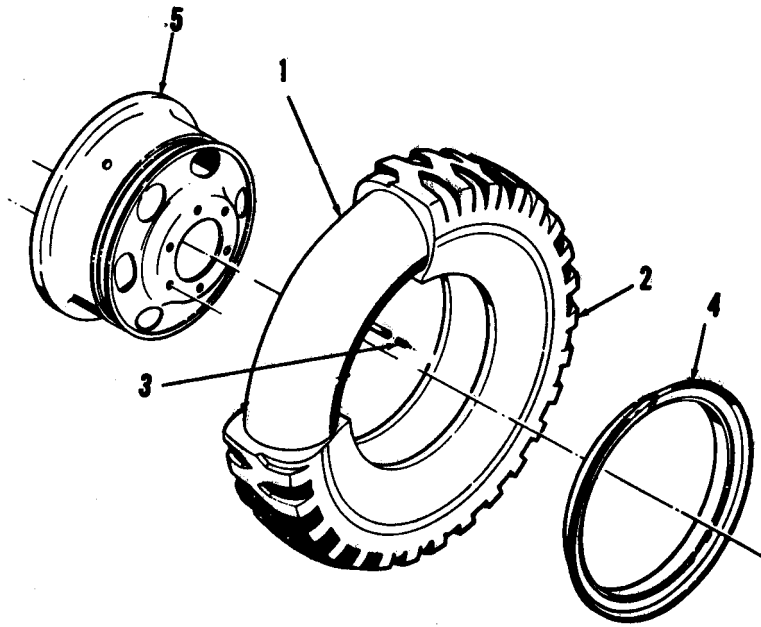


Figure 62A. Tires and Wheels.

SECTION II

TM 5-4930-207-20P

(1) ILLUSTRATION		(2)	(3)	(4)	(5)	(6) DESCRIPTION		
(a) FIG NO.	(b) ITEM NO.	SMR CODE	FEDERAL STOCK NUMBER	PART NUMBER	FSCM		USABLE ON CODE	
GROUP 12 TIRES AND WHEELS								
62A	1	PBOZZ	2610-00-265-738	MS35352-13	96906	INNERTUBE.....		
62A	2	PBOZZ	2610-00-262-867	MS35388-16	96906	TIRE,PNEUMAT IC.....		
62A	3	PADZZ	2640-00-050-122	VI100AA	17875	VALVECORE.....		
62A		XBDZZ	2530-00-026-026	7389621	19207	WHEELASSEMBLY.....		
62A		XBZZ		7389061	00000	.RING,SIDE.....		
62A		XBZZ		738962C	19207	.WHEEL,PNEUMATIC.....		

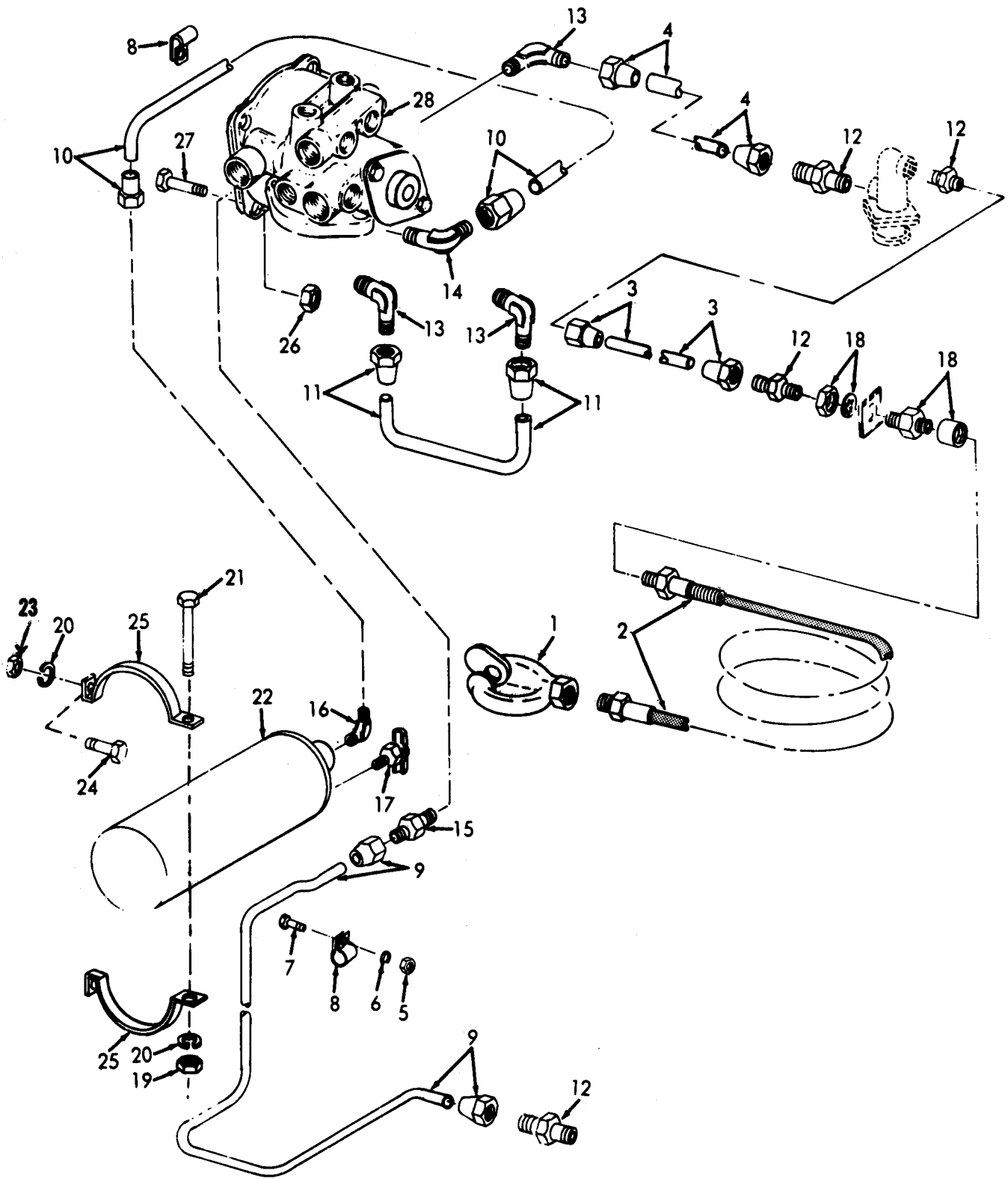


Figure 63. Air Brake Lines and Fittings.

SECTION II

TM 5-4930-207-20P

(1) ILLUSTRATION (a) FIG NO.	(2) ITEM NO. (b)	(3) SMR CODE	(4) FEDERAL STOCK NUMBER	(5) PART NUMBER	(6) FSCM	(7) DESCRIPTION  USABLE ON CODE	(8) QTY INC IN
GROUP 13 BRAKE SYSTEM, AIR AND HYDRAULIC							
63	1	PADZZ	4730-00-595-0083	MS35746-1	96906	COUPLING, TRAILER SERVICE AND EMERGENCY.....	EA
63	2	XBDZZ	4720-00-679-0923	7411024	19207	HOSE ASSEMBLY, NONMETRailer BRAKE.....	EA
63	3	XBDZZ		S5264-3-6	56190	TUBE ASSEMBLY RH AIR FILTER TO SERVICE HOSE.....	EA
63	3	XBDZZ		S5264-3-5	56190	TUBE ASSEMBLY LH AIR FILTER TO SERVICE HOSE.....	EA
63	4	XBDZZ		S5264-3-8	56190	TUBE ASSEMBLY LH AIR FILTER TO RELAY VALVE.....	EA
63	5	XBDZZ	5310-00-584-5005	MS3569C-405	96906	NUT, PLAIN, HEXAGON CLAMP MTG, 1/4-20 THD SIZE.....	EA
63	6	PADZZ	5310-00-582-5965	MS35338-25	96906	WASHER, LOCK CLAMP MTG.....	EA
63	7	PADZZ	5305-00-988-1725	MS35206-281	96906	SCREW, MACHINE CLAMP MTG.....	EA
63	8	PADZZ	5340-00-809-1492	MS21333-10C	96906	CLAMP, LOOP AIR TUBE.....	EA
63	9	XBDZZ		S5264-3-7	56190	TUBE ASSEMBLY RH AIR FILTER TO RELAY VALVE.....	EA
63	10	XBDZZ		S5264-3-9	56190	TUBE ASSEMBLY AIR RESERVOIR TO RELAY VALVE.....	EA
63	11	XBDZZ		S5264-3-4	56190	TUBE ASSEMBLY AIR CHAMBER TO RELAY VALVE.....	EA
63	12	PADZZ	4730-00-069-1186	MS39179-5	96906	ADAPTER, STRAIGHT AIR LINE.....	EA
63	13	PADZZ	4730-00-069-1187	MS39182-3	96906	ELBOW, PIPE TO TUBE AIR LINES.....	EA
63	14	PADZZ		MS39182-5	96906	ELBOW, PIPE TO TUBE AIR LINE.....	EA
63	15	PADZZ	4730-00-142-3076	MS39179-9	96906	ADAPTER, STRAIGHT AIR LINE.....	EA
63	16	PADZZ	4730-00-289-0051	MS39182-6	96906	ELBOW, PIPE TO TUBE AIR RESERVOIR.....	EA
63	17	PADZZ	4820-00-107-2598	CDA XI 103647	40342	COCK, DRAIN RESERVOIR.....	EA
63	18	PAOZZ	4730-00-187-7612	WWP521	81348	COUPLING ASSEMBLY AIR LINE.....	EA
63	19	PAOZZ	5310-00-012-0369	FFB571TYPEA	81348	NUT, PLAIN, HEXAGON RESERVOIR BRACKET.....	EA
63	20	PAOZZ	5310-00-012-0381	MS35337-27	96906	WASHER, LOCK RESERVOIR MTG.....	EA
63	2	PAOZZ	5305-00-012-6167	126167	50513	SCREW, CAP, HEXAGON RESERVOIR MTG.....	EA
63	22	XBDZZ	2530-00-741-1074	7411078	19207	RESERVOIR, AIR.....	EA
63	23	PAOZZ	5310-00-732-0559	MS51968-8	96906	NUT, PLAIN, HEXAGON BRACKET MTG.....	EA
63	24	PAOZZ	5305-00-638-8906	454922	21450	SCREW, CAP, HEXAGON BRACKET MTG.....	EA
63	25	XBDZZ		834222-1	00000	BRACKET, RESERVOIR.....	EA
63	26	PADZZ	5310-00-959-1486	MS51922-21	96906	NUT, SELF-LOCKING RELAY VALVE MTG.....	EA
63	27	XBDZZ		MS35304-62	96906	SCREW, CAP, HEXAGON RELAY VALVE MTG.....	EA
63	28	PADZZ	2530-00-116-8585	MS53004-1	96906	VALVE ASSEMBLY EMERGENCY BRAKE.....	EA

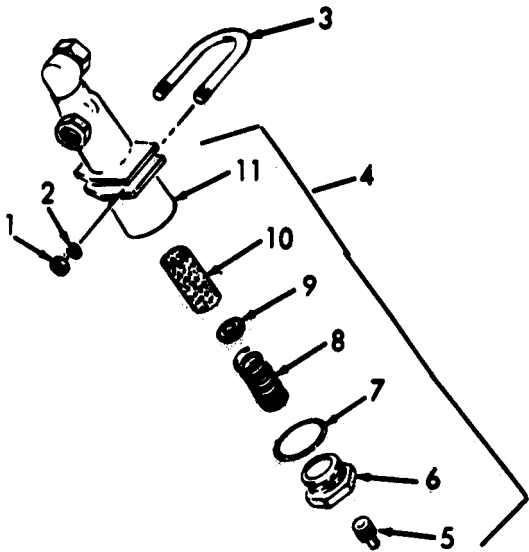


Figure 64. Air Brake Line Filter.

SECTION II

TM 5-4930-207-20P

(1) ILLUSTRATION		(2)	(3)		(6)	(8)	
(a) FIG NO.	(b) TEA NO.	SMR CODE	FEDERAL STOCK NUMBER	PART NUMBER	FSCM	DESCRIPTION  <i>USABLE ON CODE</i>	QTY INC IN UNIT
64		XBOZZ	5310-00-761-688	MS35690-402	96906	NUT,PLAIN,HEXAGONAIRFILTERMTG.....	4
64		PAOZZ	5310-00-531-969	FPW84CLASTL2	81348	WASHER,LOCKAIRFILTERMTG.....	4
64		PAOZZ	5306-00-797-529	235234	06853	BOLT,UFILTERMTG.....	;
64		XBOZF		7411022	00000	AIRFILTER,BRAKE.....	;

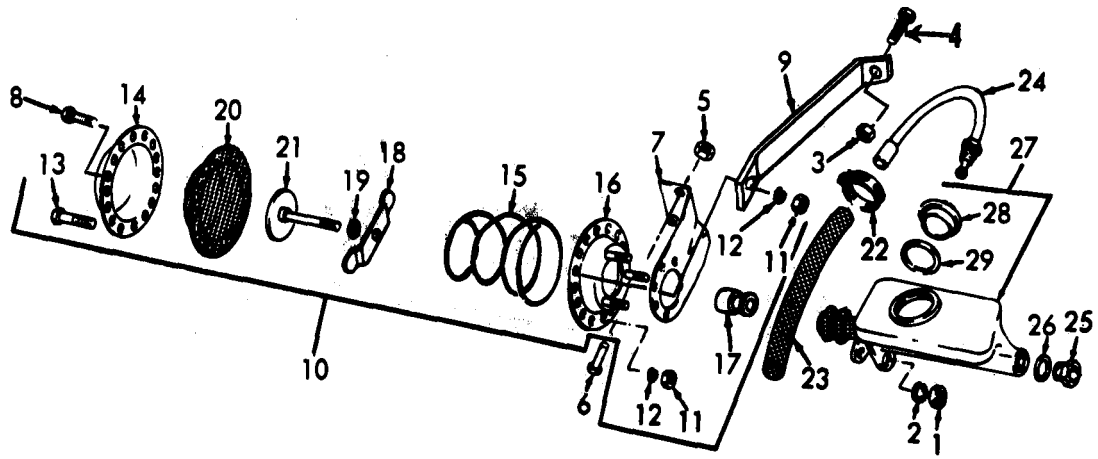


Figure 65. Air Chamber, Brake.

SECTION II

TM 5-4930-207-20P

(1) ILLUSTRATION		(2)	(3)	(4)		(7)	(8)
(a) FIG NO.	(b) ITEM NO.	SMR CODE	FEDERAL STOCK	PART		/A	QTY INC IN UNIT
65	1	PAOZZ	5310-00-017-485	174855	24617	NUT, PLAIN, HEXAGON AIR CHAMBER MTG.....	EA 3
65	2	XBOZZ		MS3534C-27	96906	WASHER, LOCK AIR CHAMBER MTG.....	EA 3
65	3	PAOZZ	5310-00-984-38C	MS51922-13	96906	NUT, SELF-LOCKING SUPPORT MTG.....	EA 1
65	4	XBOZZ		MS9785-13	96906	BOLT, MACHINE SUPPORT MTG.....	EA 1
65	5	PAOZZ	5310-00-959-148	MS51922-21	96906	NUT, SELF-LOCKING BRACKET MTG.....	EA 3
65	6	XBOZZ		MS35304-60	96906	SCREW, CAP, HEXAGON BRACKET MTG.....	EA 3
65	7	XBOZZ	2530-00-574-835	8357982	19207	BRACKET, MOUNTING AIR CHAMBER.....	EA 1
65	8	XBOZZ		MS35290-36	96906	BOLT, MACHINE COVER MTG.....	EA 1
65	9	XBOZZ		8389611	00000	SUPPORT AIR CHAMBER.....	EA 1
65	10	XBOZZ	2530-00-293-513	8357981	19207	CHAMBER, AIR BRAKE.....	EA 1
65	11	PAOZZ	5310-00-017-485	174854	21450	NUT, PLAIN, HEXAGON AIR CHAMBER.....	EA 16
65	12	PAOZZ	5310-00-C12-021	MS35338-26	96906	WASHER, LOCK AIR CHAMBER.....	EA 16
65	13	PAOZZ	3306-00-212-021	MS9453-12	96906	BOLT, MACHINE AIR CHAMBER.....	EA 16
65	14	XBOZZ		79796C2	00000	COVER.....	EA 1
65	15	XBOZZ		79796C8	19207	SPRING, HELICAL.....	EA 1
65	16	XBOZZ		7979605	00000	BODY ASSEMBLY.....	EA 1
65	17	XBOZZ		7979601	00000	STOP.....	EA 1
65	18	XBOZZ		7979610	19207	RETAINER, SPRING.....	EA 1
65	19	PBOZZ		7979609	19207	PACKING, PREFORMED BOLT.....	EA 1
65	20	XBOZZ		7979611	19207	DIAPHRAGM, CHAMBER.....	EA 1
65	21	XBOZZ		7979599	00000	ROD, ACTUATING.....	EA 1
65	22	XBOZZ		MS35842-8	96906	CLAMP, HOSE CYLINDER VENT POSE.....	EA 1
65	23	XBOZZ		8365425	40342	HOSE, NONMETALLIC CYLINDER VENT.....	EA 1
65	24	XBOZZ		7411022	00000	TUBE ASSEMBLY, VENT MASTER CYLINDER.....	EA 1
65	25	XBOZZ	2530-00-563-831	5156653	19207	ADAPTER, MASTER FLUID LINE.....	EA 1
65	26	XBOZZ		423303	00447	WASHER, FLAT ADAPTER TO CYLINDER.....	EA 1
65	27	PBOZZ	2530-00-204-480	8357980	19207	CYLINDER ASSEMBLY MASTER CYLINDER.....	EA 1
65	28	PAOZZ	4730-00-773-216	7979691	82646	FILTER CAP ASSY FILLER.....	EA 1
65	29	XBOZZ		7979692	00000	GASKET FILLER PLUG.....	EA 1



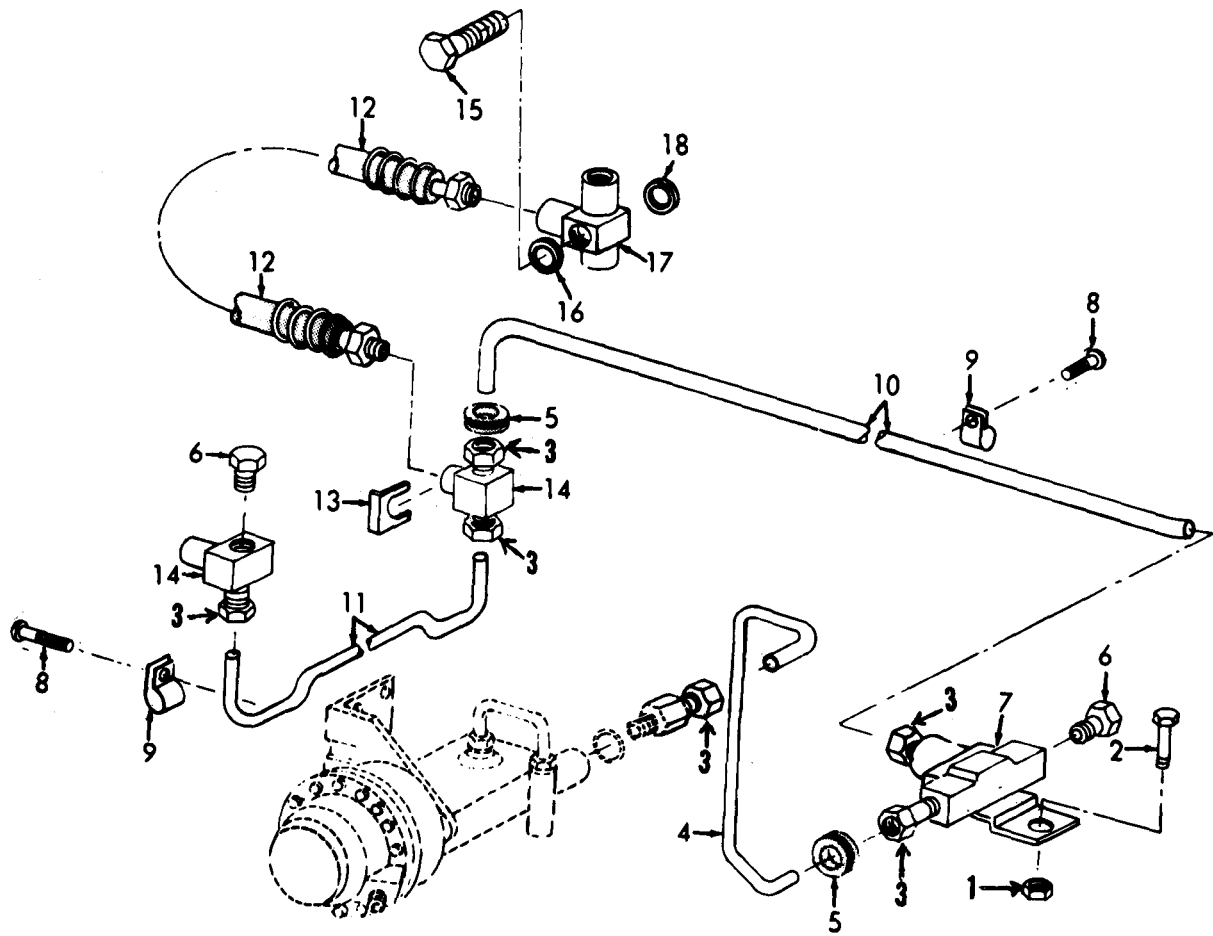


Figure 67. Hydraulic Brake Lines.

SECTION II

TM 5-4930-207-20P

(1) ILLUSTRATION (a) FIG NO.		(2) CODE	(3) FEDERAL STOCK NUMBER	(4) PART NUMBER	(5) FSCM	(6) DESCRIPTION  USABLE ON CODE	(7)	(8) QTY INC IN UNIT
67		PAOZZ	5310-00-982-497	MS21046-C10	96906	NUT, SELF-LOCKING CONNECTOR MTG.....		1
67		PAOZZ	5306-00-852-419	MS51095-332	96906	BOLT, MACHINE CONNECTOR MTG.....		1
67		PAOZZ	5310-00-011-554	AN345-616	88044	NUT, TUBE BRAKE LINE.....		6
67		XBOZZ		S5264-3-3	56190	TUBE, COPPER MASTER CYLINDER TO MULTIPLE CONNECTOR.....		1
67		PAOZZ	5325-00-641-385	117964	K4285	GROMMET, RUBBER BRAKE LINE.....		3
67		XBOZZ		8581560	00000	PLUG CONNECTOR AND TEE.....		2
67		XBOZZ		5167157	19207	CONNECTOR, MULTIPLE BRAKE LINE.....		1
67		PAOZZ	5305-00-988-172	MS352C6-281	96906	SCREW, MACHINE CLAMP MTG.....		4
67		XBOZZ	5340-00-805-149	MS21333-98	96906	CLAMP, LOOP.....		4
67	1	XBOZZ		S5264-3-2	56190	TUBE, COPPER CONNECTOR TO TEE.....		1
67	1	XBOZZ		S5264-3-1	56190	TUBE, COPPER TEE TO TEE, CROSSOVER.....		1
67	1	XBOZZ		5276856	19207	HOSE, FLEXIBLE BRAKE.....		2
67	1	XBOZZ		326091	57733	CLIP, RETAINING BRAKE LINE TEE.....		2
67	1	XBOZZ		1C893148	00000	TEE, BRAKE CONNECTOR.....		2
67	1	XBOZZ		?C11409A	53477	BOLT, FLUID PASSAGE FITTING TO WHEEL.....		2
67	1	XBOZZ		1298653	00000	WASHER, FLAT FITTING.....		2
67	1	XBOZZ		?C6952	53477	FITTING, DISTRIBUTOR WHEEL CYLINDER TUBE.....		2
67	1	XBOZZ		731510	14507	WASHER, REAR AXLE.....		2

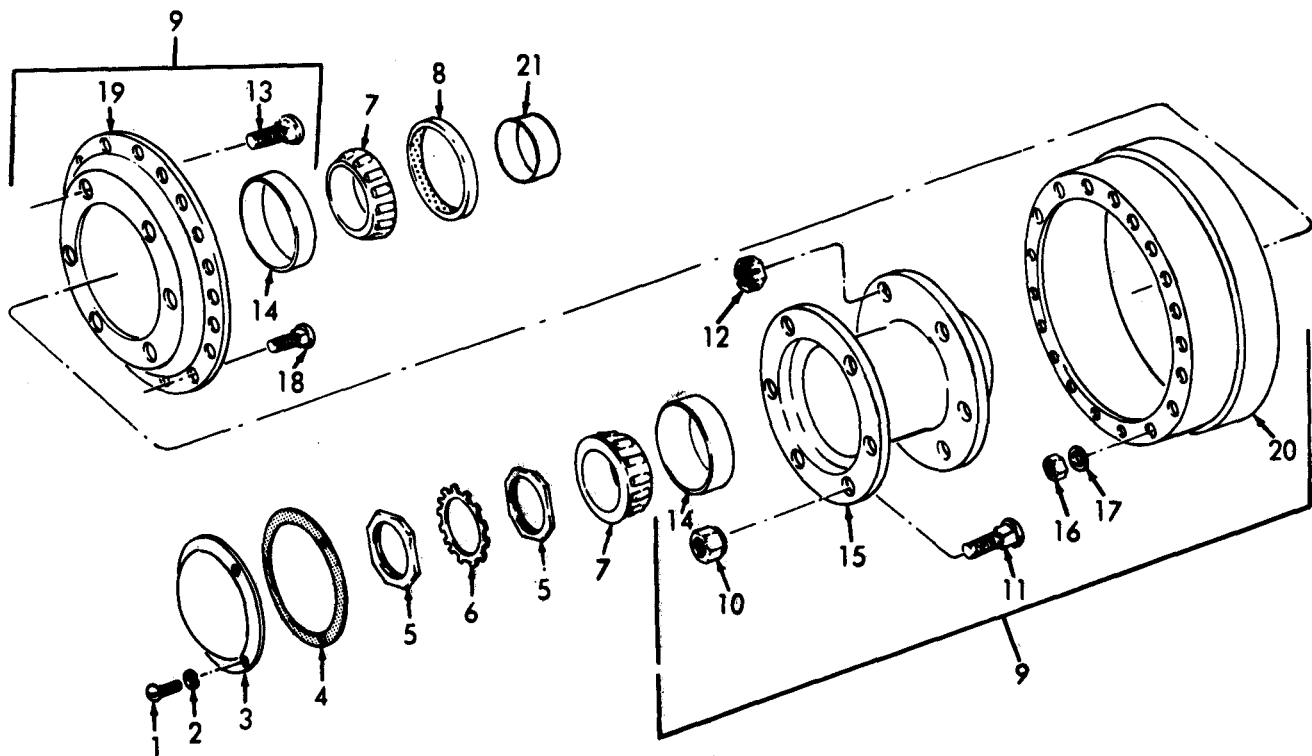


Figure 68. Brake Drum and Wheel Hub.

SECTION II

TM 5-4930-207-20P

(1) ILLUSTRATION		(2)	(3)	(4)	(5)	(6)	(7)	(8)
(a) FIG NO.	(b) ITEM NO.	SMR CODE	FEDERAL STOCK NUMBER	PART NUMBER	FSCM	DESCRIPTION  USABLE ON CODE	U/M	QTY INC IN UNIT
GROUP 14 WHEEL HUB AND SERVICE BRAKES								
68	1	PAOZZ	5306-00-012-0834	120834	24617	BOLT, MACHINE COVERPLATE.....	EA	6
68	2	PAOZZ	5310-00-012-0214	MS35338-26	96906	WASHER, LOCK COVERPLATE.....	FA	6
68	3	XBOZZ		8710744	19207	COVERPLATE, ACCESS.....	FA	2
68	4	XBOZZ		7973715	19207	GASKET HUB CAP.....	EA	2
68	5	PAOZZ	5310-00-752-1633	801E519	02413	NUT, PLAIN, OCTAGON AXLE.....	EA	4
68	6	XBOZZ		7521650	00000	LOCK, HUBNUT.....	EA	2
68	7	XBOZZ		712286	00000	CONE AND ROLLERS.....	EA	4
68	8	PAOZZ	5330-00-740-9550	7979349	19207	SEAL, PLAIN, ENCASED BEARING.....	EA	2
68	9	XBOZZ		10893138	00000	HUB ASSEMBLY, LEFT.....	EA	1
68	9	XBOZZ		10893135	00000	HUB ASSEMBLY, RIGHT (COMPONENTS SAME AS HUB ASSEMBLY, STOCK NO. (00000) 10893138, EXCEPT WHERE INDIVIDUALLY ANNOTATED).....	EA	1
68	10	PAOZZ	5310-00-053-7808	11A7062	04741	NUT, SINGLE BALL LEFT HAND.....	EA	6
68	10	PAOZZ	5310-00-880-2005	MS51983-4	96906	.NUT, SINGLE BALL RIGHT HAND.....	EA	6
68	11	PAOZZ	5306-00-383-4957	MS51946-2	96906	.BOLT, SPECIAL RIGHT HAND.....	EA	6
68	11	PAOZZ	5306-00-733-9239	7339239	19207	.BCLT, RIBBED LEFT HAND.....	FA	6
68	12	PAOZZ	2530-00-693-1029	537809	00000	.NUT, CASTELLATED.....	EA	12
68	13	PAOZZ	5306-00-206-1560	8333760	19207	.BCLT, RIBBED ADAPTER MTG.....	EA	12
68	14	PBOZZ	3110-00-100-5951	MS19081-112	96906	.BEARING, CUP, TAPERED.....	EA	2
68	14	PBOZZ	3110-00-100-4220	MS19081-137	96906	.BEARING, CUP, TAPERED.....	EA	2
68	15	XBOZZ		8710736	19207	.HUB, WHEEL, VEHICULAR.....	EA	2
68	16	PAOZZ	5310-00-982-4906	MS21045-6	96906	.NUT, SELF-LOCKING DRUM.....	EA	36
68	17	PAOZZ	5310-00-550-4269	M1493	28298	.WASHER, FLAT DRUM.....	EA	36
68	18	PAOZZ	5306-00-740-9389	7409389	19207	.BOLT, RIBBED ADAPTER MTG.....	EA	36
68	19	XBOZZ		871042	00000	.ADAPTER.....	EA	2
68	20	XBOZZ	2530-00-741-1425	7411425	19207	.BRAKE DRUM.....	EA	2
68	21	PAOZZ	5365-00-741-1433	7411433	19207	SPACER, SLEEVE.....	EA	2

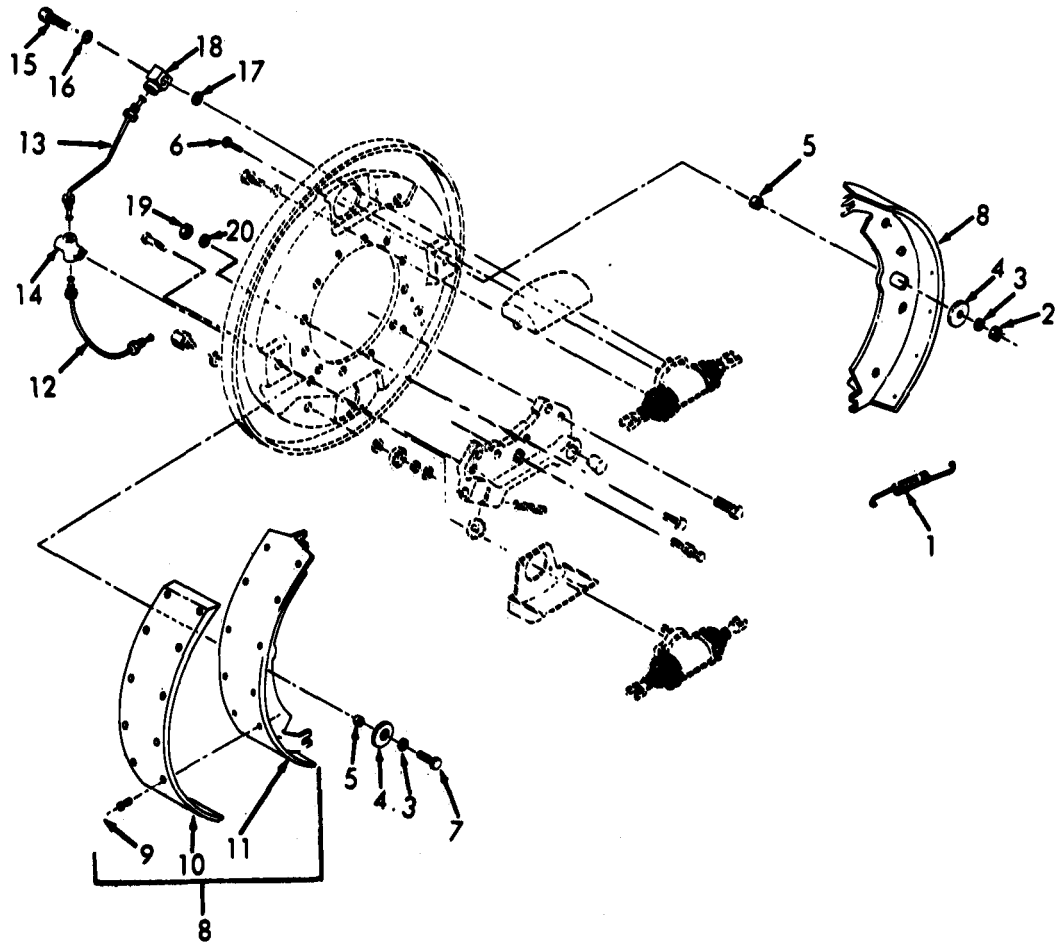


Figure 69. Service Brakes Explode.

SECTION II

TM 5-4930-207-20P

(1) ILLUS (a) FIG NO.	(2) TION (b) ITEM NO.	(3) SMR CODE	(4) FEDERAL STOCK NUMBER	(5) PART NUMBER	(6) DESCRIPTION  USABLE ON CODE	(8) QTY INC IN UNIT
6		KBOZZ		C12101	5347 SPRING, HELICAL BRAKER RETURN.....	1
6		PAOZZ	5310-00-011-454	1283825	3000 NUT, PLAIN, HEXAGON SHOEMTG.....	
6		PAOZZ	5310-00-209-096	1223039-5	1000 WASHER, LOCKS SHOEMTG.....	4
6		PAOZZ	5310-00-641-993	5323C88	1920 WASHER, FLAT SHOERETAINING.....	4
6		KBOZZ	5365-00-741-210	C13953	5347 SPACER, SLEEVESHOE.....	4
6		PAOZZ	5306-00-741-176	7411760	1920 BOLT, SQUARE NECK SHOEMTG.....	
6		PAOZZ	5305-00-018-131	1S35296-8	3690 SCREW, CAP, HEXAGON SHOEMTG.....	
6		KBOZZ		D14778A	5347 BRAKESHOE, INTERNAL.....	4
6	1	KBOZZ		D13351E	5347 TUBE ASSEMBLY, RIGHT.....	1
6	1	KBOZZ		D13349F	5347 TUBE ASSEMBLY, LEFT.....	1
6	1	KBOZZ	2530-00-791-8C7	D13347	5347 TUBE ASSEMBLY, METAL RIGHT HAND.....	
6	1	KBOZZ	2530-00-751-8C7	D13346	5347 TUBE ASSEMBLY, METAL LEFT HAND.....	1
6	1	KBOZZ	4730-00-741-19C	C13927E	5347 CONNECTOR, MULTIPLE.....	
6	1	KBOZZ	4730-00-359-023	C114C9	5347 BOLT, FLUID PASSAGE.....	4
6	1	KBOZZ		1298653	3000 WASHER, FLAT BOLT.....	4
6	1	PAOZZ	5310-00-359-045	171713	4 WASHER, FLAT FITTING MTG.....	4
6	1	KBOZZ		C2575N	5347 FITTING, INLET.....	4

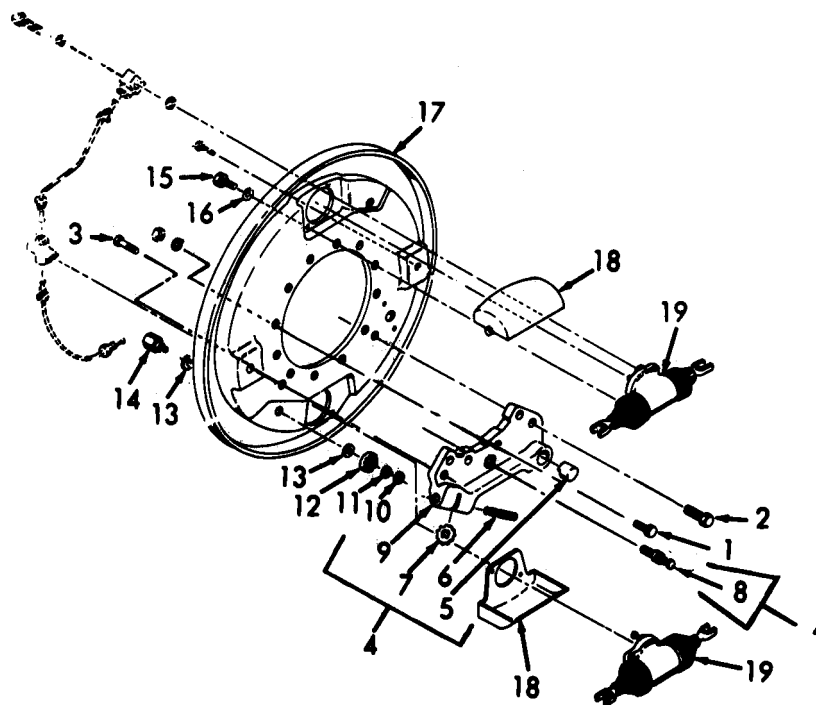


Figure 70. Service Brakes.

SECTION II

TM 5-4930-207-20P

(1)		(2)	(3)	(4)	(5)	(6)	(7)	(8)
ILLUSTRATION NO.	IC	SMR CODE	FEDERAL STOCK NUMBER	PART NUMBER		DESCRIPTION	USABLE ON CODE	QTY INC IN
70		(BOZZ		FD12C88	.347	PIN,PIVOT BRAKESHOE.....		
70		AOZZ	5306-00-017-981	MS35295-31	.690	BOLT,MACHINE CYLINDERMTG.....		1
70		AOZZ	5310-00-407-956	MS35338-45	.690	WASHER,LCKK CYLINDERMTG.....		1
70		(BOZZ		FD9550	.347	SHIELD,BRAKE WHEEL RIGHT HAND.....		
70		(BOZZ		FD9555	.347	SHIELD,BRAKE WHEEL LEFT HAND.....		
70		(BOZZ		FD9920	.347	CYLINDER ASSEMBLY RIGHT HAND( COMPONENTS SAME AS CYLINDER ASSEMBLY,P/NFD9919(634771).....		
70		(BOZZ		FD9919	.347	CYLINDER ASSEMBLY LEFT HAND.....		



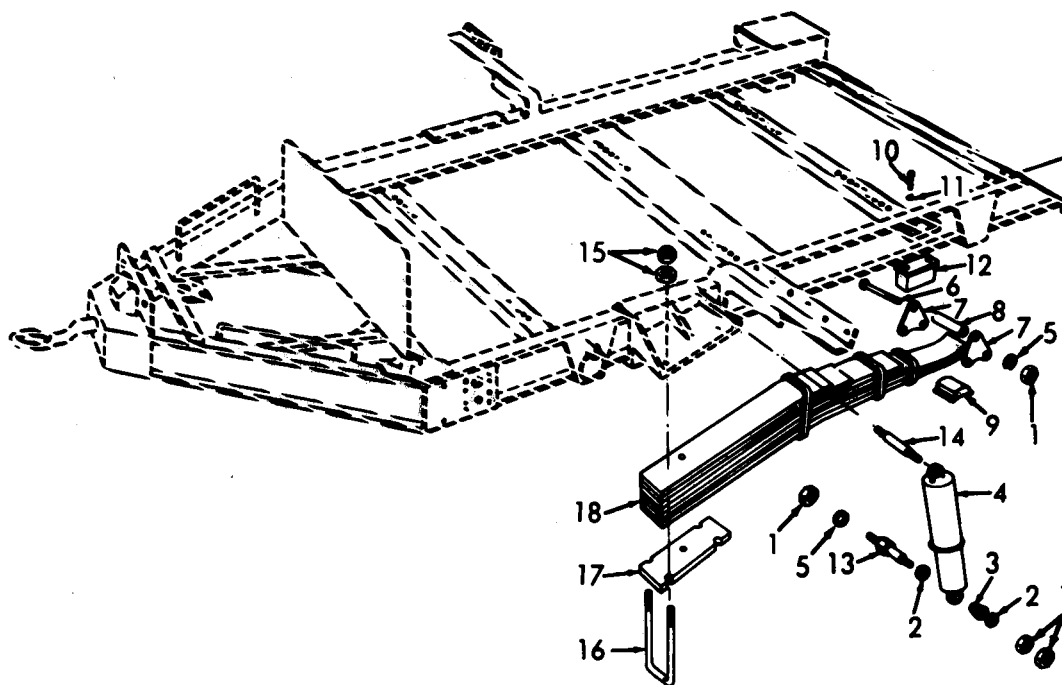


Figure 72. Shock Absorber and Springs.

SECTION II

TM 5-4930-207-20P

(1) ILLUSTRATION		(2)	(3)	(4)	(5)	(6) DESCRIPTION	(7)	(8)
(a) FIG NO.	(b) ITEM NO.	SMR CODE	FEDERAL STOCK NUMBER	PART NUMBER	FSCM	USABLE ON CODE	U/M	QTY INC IN UNIT
GROUP 15 SHOCK ABSORBERS, AXLE AND SPRINGS								
72	1	X80ZZ		MS35690-822	96906	NUT, PLAIN, HEXAGON SPOCK ABSORBERS AND SPRING GUIDE PLATE . . . .	EA	14
72	2	X80ZZ		MS15755-218	96906	WASHER, FLAT SHOCK ABSORBER MTG . . . . .	EA	4
72	3	X80ZZ	5365-00-634-7272	1C687A	76445	BUSHING, RUBBERSHOCK ABSORBER . . . . .	EA	1
72	4	X80ZZ		1217C	76445	SHOCK ABSORBER . . . . .	EA	2
72	5	X80ZZ	5310-00-012-C384	MS35338-29	96906	WASHER, LOCK SPRING PLATE MTG . . . . .	EA	6
72	6	X80ZZ		MS35292-126	96906	SCREW, MACHINE SPRING PLATE MTG . . . . .	EA	6
72	7	X80ZZ		NP26C	98171	PLATE, GUIDE . . . . .	EA	4
72	8	X80ZZ	5365-00-192-C470	13212E3637	97403	SPACER, PLATE . . . . .	EA	2
72	9	X80ZZ		NP253	98171	PAD, WEAR . . . . .	EA	2
72	10	PA0ZZ	5305-00-068-050	MS35291-5	96906	SCREW, CAP, HEXAGON BUMPER MTG . . . . .	EA	4
72	11	PA0ZZ	5310-00-582-5965	MS35338-25	96906	WASHER, LOCK BUMPER MTG . . . . .	EA	4
72	12	X80ZZ		NP271	98171	BUMPER, SPRING . . . . .	EA	2
72	13	X80ZZ		11183-11-4	81336	STUD, LOWER SHOCK ABSORBER . . . . .	EA	2
72	14	X80ZZ		11183-11-3	81336	STUD, UPPER SHOCK ABSORBER . . . . .	EA	2
72	15	X80ZZ		MS35690-1022	96906	NUT, PLAIN, HEXAGON SPRING MTG . . . . .	EA	14
72	16	X80ZZ		NP257A	98171	BOLT, U SPRING MTG . . . . .	EA	4
72	17	X80ZZ		NP262	98171	CLAMP, SPRING . . . . .	EA	2
72	18	X80ZZ		11183-7-1	81336	SPRING ASSEMBLY . . . . .	EA	2

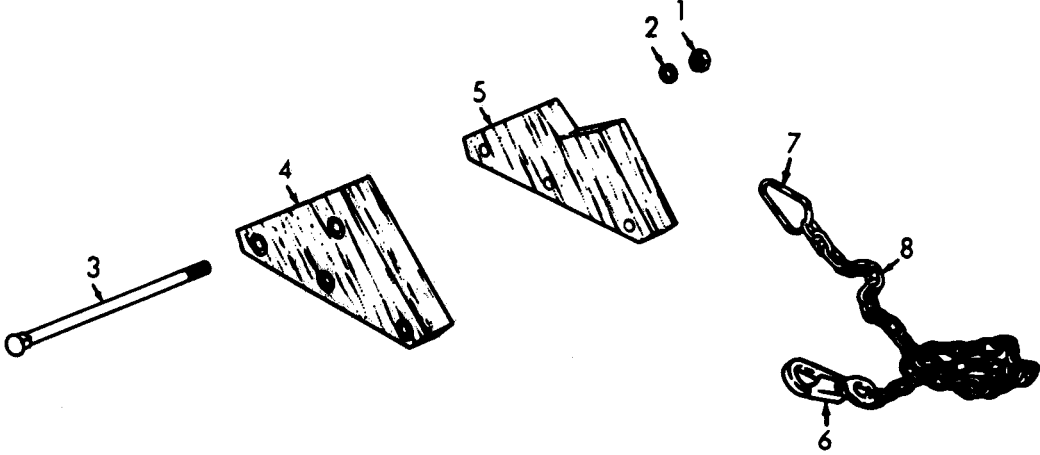


Figure 74. Wheel Chock.

SECTION II

TM 5-4930-207-20P

(1) ILLUSTRATION		(2)	(3)	(4)	(5)	(6)	
(a) FIG NO.	(b) ITEM NO.	SMR CODE	FEDERAL STOCK NUMBER	PART NUMBER	FSCM	DESCRIPTION	USABLE ON CODE
						GROUP 16 WHEEL CHOCKS, COUPLER AND REAR SUPPORT ASSEMBLY	
74		XBOZ1	2540-00-670-20	8343584	19207	CHOCK, WHEEL TRACK.....	
74		XBOZ1		220065	00000	.NUT, PLAIN, HEXAGON BLOCK BOLT.....	
74		PAOZ1	5310-00-044-65	446548	00000	.WASHER, FLAT BLOCK BOLT.....	
74		XBOZ1		119394	00000	.BOLT, SQUARE NECK BLOCK.....	
74		XBOZ1		8343512	00000	.BLOCK.....	
74		XBOZ1		8343513	00000	.BLOCK.....	
74		XBOZ1		7979228	00000	.SNAP HOOK.....	
74		XBOZ1		7979367	00000	.LINK, CHAIN, END.....	
74		XBOZ1		42C 14485	00000	.CHAIN.....	

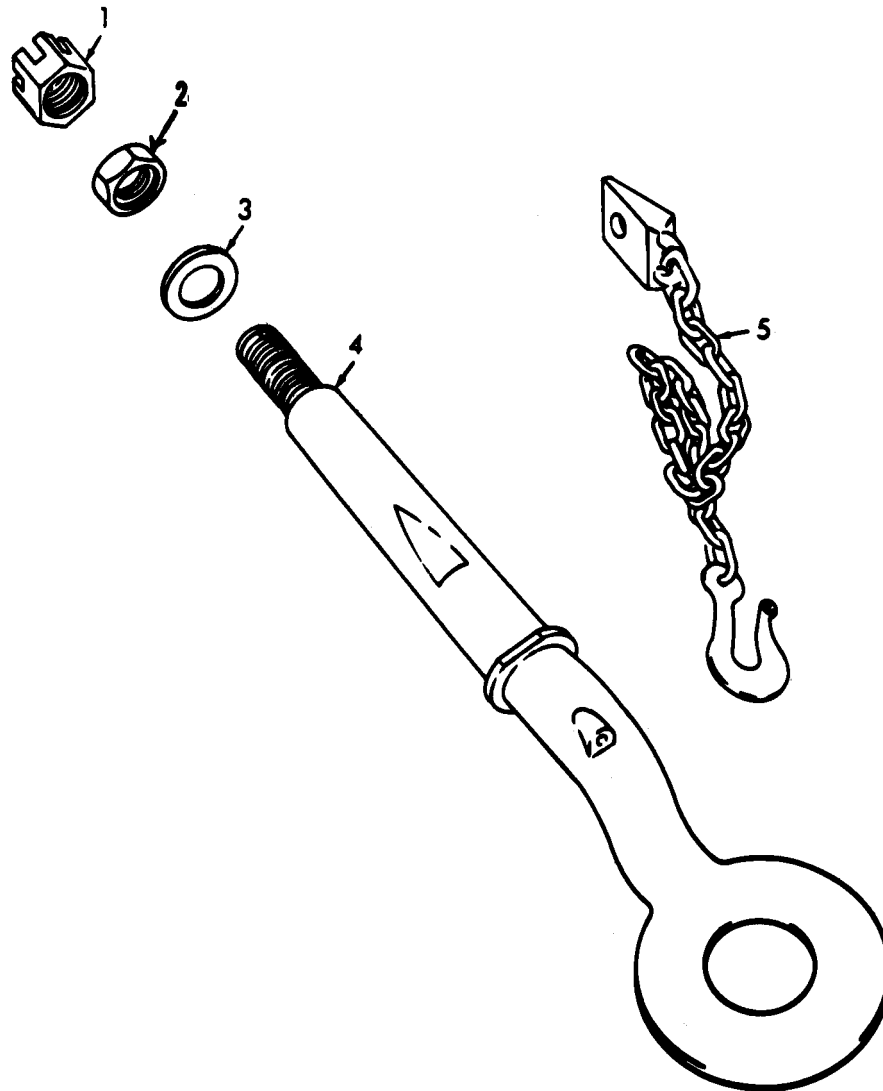


Figure 75. Coupler and Safety Chain.

SECTION II

TM 5-4930-207-20P

(1) ILLUSTRATION		(2)	(3)	(4)	(5)	(6)	(7)	(8)
(a) FIG NO.	(b) ITEM NO.	SMR CODE	FEDERAL STOCK NUMBER	PART NUMBER	FSCM	DESCRIPTION  USABLE ON CODE	U/M	QTY INC IN UNIT
75	1	PAOZE	5305-00-741-102	F83274	20076	NUT, SLOTTED, HEXAGON COUPLER.....	EA	1
75	2	PAOZE	5310-00-891-342	MS35691-81	96906	NUT, JAM COUPLER.....	EA	1
75	3	PAOZE	5310-00-271-323	AN960-1816	88044	WASHER, FLAT COUPLER.....	EA	1
75	4	XBOZZ	2540-00-735-457	7354577	19207	COUPLER, DRAWBAR.....	EA	1
75	5	XBOZZ	2540-00-733-945	7339458	19207	CHAIN, TOWING (WELDED TO FRAME).....	EA	2

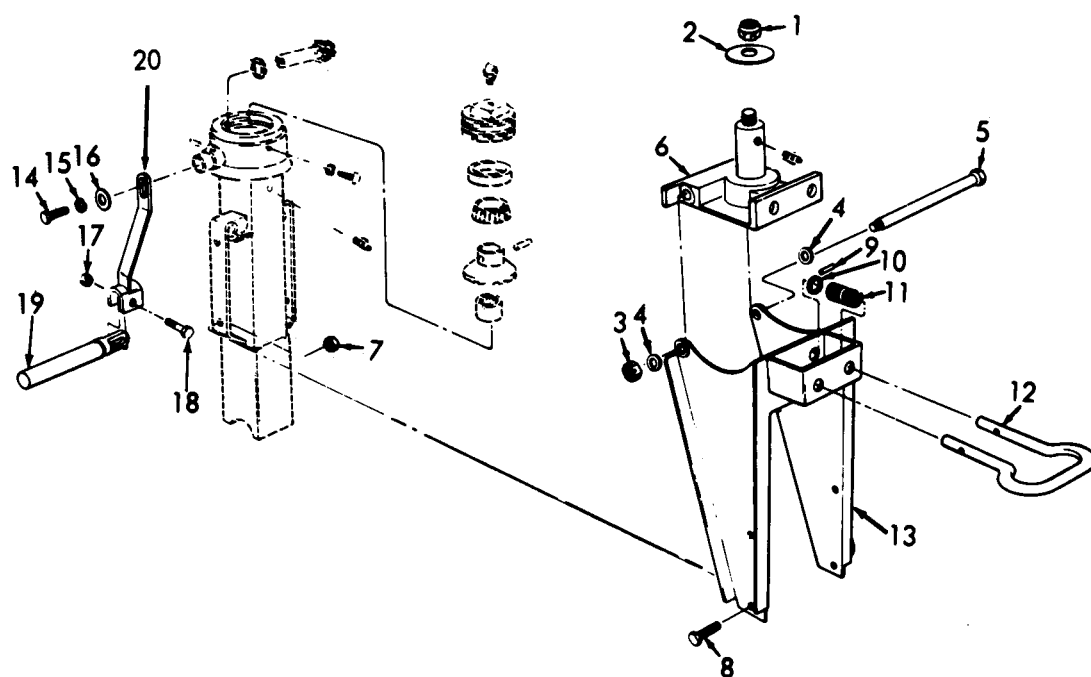


Figure 76. Rear Support Assembly Explode.

SECTION II

TM 5-4930-207-20P

(1) ILLUSTRATION		(2)	(3)	(4)	(5)	(6)	(7)	(8)
(a) FIG NO.	(b) ITEM NO.	SMR CODE	FEDERAL STOCK NUMBER	PART NUMBER	NSN	DESCRIPTION	USABLE ON CODE	QTY INC IN UNIT
76		XBOZZ		7032127	19207	SUPPORT ASSEMBLY.....		1
76	1	PAOZZ	5310-00-080-2295	7966195	19207	.NUT, SELF-LOCKING SUPPORT ASSEMBLY TO FRAME.....		1
76	2	XBOZZ		8330821	10000	.WASHER, FLAT SUPPORT ASSEMBLY TO FRAME.....		1
76	3	PAOZZ	5310-00-045-1023	451023		.NUT, SELF-LOCKING FRAME TO SUPPORT.....		1
76	4	XBOZZ		MS55310-34	18288	.WASHER, FLAT FRAME TO SUPPORT.....		2
76	5	PAOZZ	5306-00-174-4246	7979972	19207	.BOLT, SHOULDERED FRAME TO SUPPORT.....		1
76	6	XBOZZ	2530-00-693-0736	8331535	19207	.BRACKET, SWIVEL.....		1
76	7	PAOZZ	5310-00-067-9507	MS51922-37	16906	.NUT, SELF-LOCKING FRAME TO SUPPORT.....		4
76	8	XBOZZ		MS35292-111	16906	.SCREW, CAP, HEXAGON FRAME TO SUPPORT.....		4
76	9	XBOZZ		MS55315-25	18288	.PIN, STRAIGHT HANDLE.....		2
76	10	PAOZZ	5310-00-653-0736	8331542	19207	.WASHER, RECESSED HANDLE SPRING.....		2
76	11	XBOZZ	5360-00-699-8489	8331541	19207	.SPRING, HELICAL.....		2
76	12	XBOZZ	2590-00-670-1557	7979974	19207	.HANDLE.....		1
76	13	XBOZZ		7032128	19207	.FRAME ASSEMBLY.....		1
76	14	XBOZZ		MS35291-32	16906	.BOLT, MACHINE CRANK ARM MTG.....		1
76	15	PAOZZ	5310-00-012-0214	MS35338-26	16906	.WASHER, LOCK CRANK ARM MTG.....		1
76	16	XBOZZ		7032134		.WASHER, FLAT CRANK ARM SPACING.....		2
76	17	PAOZZ	5310-00-959-148	MS51922-21	16906	.NUT, SELF-LOCKING CRANK HANDLE.....		1
76	18	PAOZZ	5305-00-269-280	MS35298-64	16906	.SCREW, CAP, HEXAGON CRANK HANDLE.....		1
76	19	XBOZZ	2590-00-937-528	7032136	19207	.HANDLE ASSEMBLY.....		1
76	20	XBOZZ	5340-00-495-721	7032135	19207	.ARM, HAND CRANK.....		1



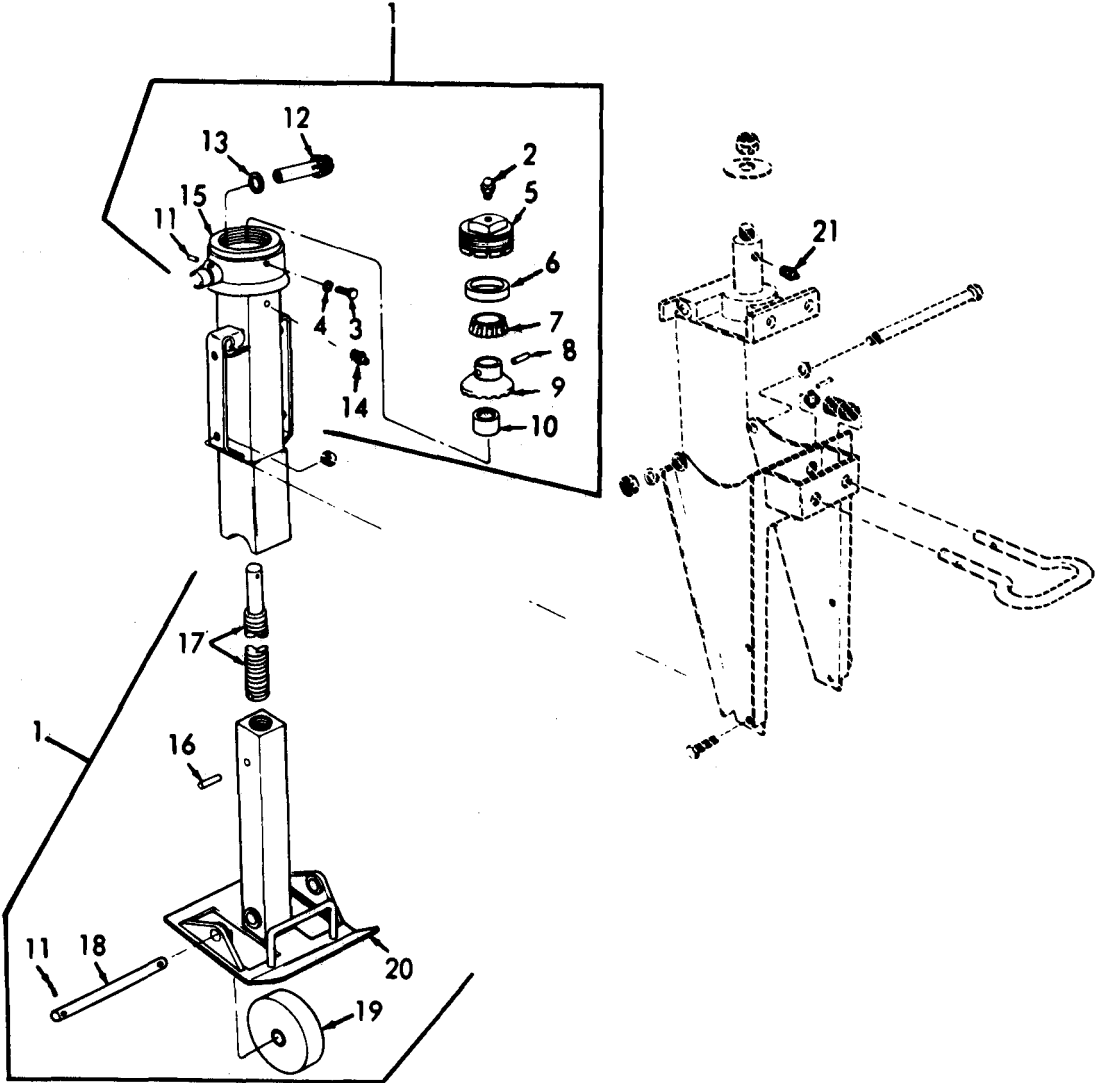


Figure 77. Rear Support Assembly.

SECTION II

TM 5-4930-207-20P

(1)		(2)	(3)	(4)	(5)	(6)	(7)	(8)
ILLUSTRATION (a) FIG NO.	ITEM NO. (b)	SMR CODE	FEDERAL STOCK NUMBER	PART NUMBER	FSCM	DESCRIPTION  USABLE ON CODE	QTY INC IN UNIT	/A
71		PAOZZ	4730-00-172-0C34	MS15CC3-6	96906	..FITTING, LUBRICATION SWIVEL.....	EA	
71		PAOZZ	5305-00-105-6E71	187745	19207	..SCREW, CAP, HEXAGON CAP LOCKING.....	EA	
71	4	PAOZZ	4720-00-010-0578	MS87C28N186A	00624	..WASHER, LOCK CAP LOCKING.....	EA	
71		XBOZZ		7C32131	19207	..CAP, GEAR HOUSING.....	EA	
71	4	XBOZZ		7C707C	00000	..CUP, TAPERED ROLLER.....	EA	
71	7	XBOZZ		705824	00000	..CONE AND ROLLERS.....	EA	
71	4	PAOZZ	5315-00-543-3714	27X465C	95026	..PIN, GROOVED, HEADLES GEAR.....	EA	
71	5	XBOZZ		8020174	00000	..GEAR, BEVEL.....	EA	
71	10	XBOZZ		8020123	19207	..SPACER, SLEEVE.....	EA	
71	11	PAOZZ	5315-00-852-4114	MS35674-29	96906	..PIN, GROOVED AXLE AND TUBE.....	EA	
71	12	XBOZZ	3040-00-679-3153	7C32133	19207	..GEAR SHAFT, BEVEL.....	EA	
71	13	XBOZZ		8020716	00000	..SPACER, RING GEAR SHAFT.....	EA	
71	14	PAOZZ	4730-00-050-4208	MS15CC3-1	96906	..FITTING, LUBRICATION SCREW SHAFT.....	EA	
71	15	XBOZZ		7C32137	19207	..TUBE, TABLE SUPPORT.....	EA	
71	16	PAOZZ	5315-00-044-3039	443039	24617	..PIN, GROOVED INNER TUBE.....	EA	
71	17	XBOZZ		7C32132	19207	..SCREW SHAFT.....	EA	
71	18	XBOZZ	5315-00-679-3E75	7C32156	19207	..AXLE, LEVELING JACK.....	EA	
71	19	XBOZZ	2590-00-675-3156	7C32155	19207	..WHEEL, METAL TIRE.....	EA	
71	20	XBOZZ		7C32143	19207	..TUBE ASSEMBLY, INNER.....	EA	
71	21	PAOZZ	4730-00-050-4208	MS15CC3-1	96906	FITTING, LUBRICATION SUPPORT ASSEMBLY.....	EA	

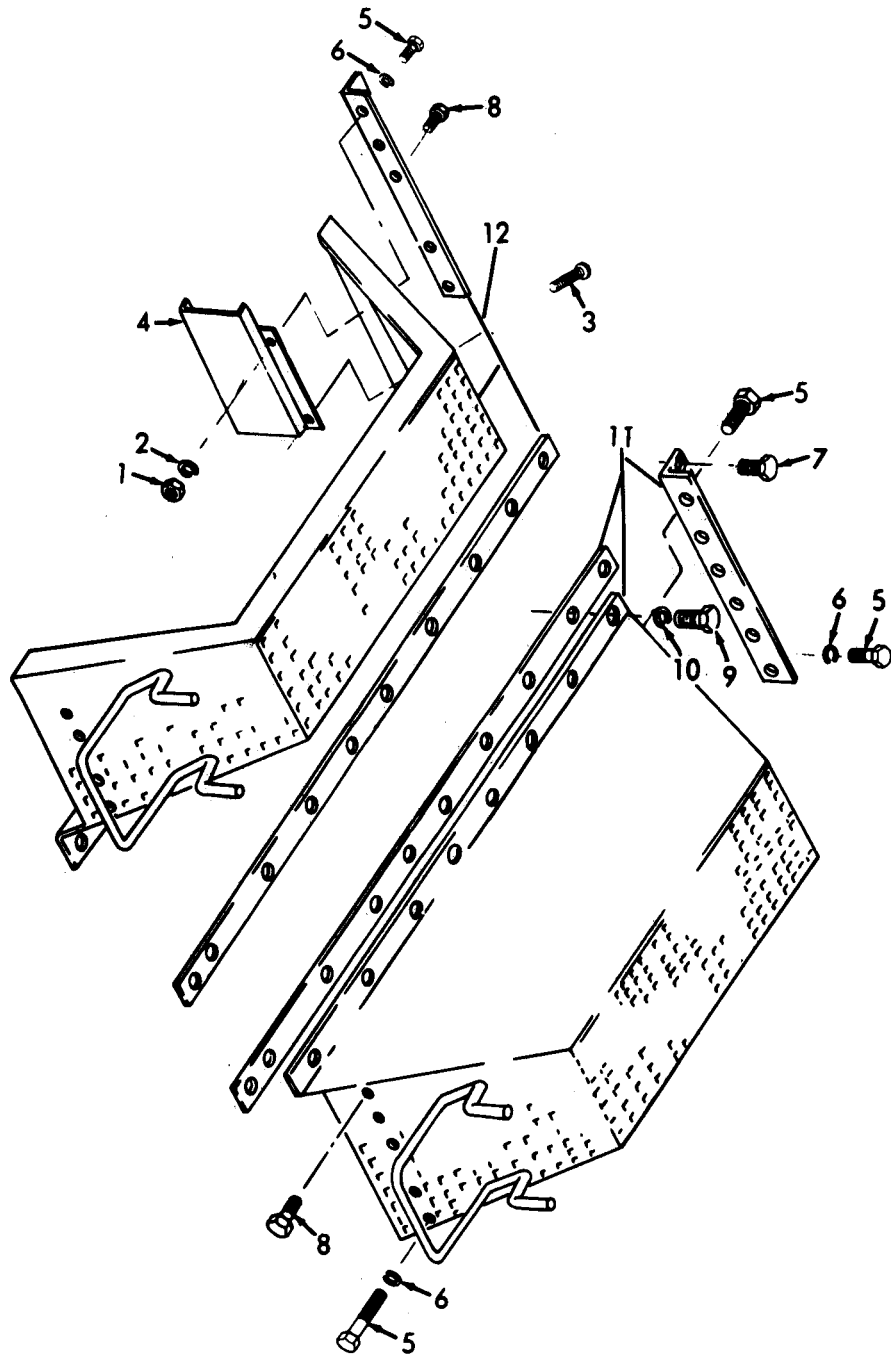


Figure 78. Fenders.

SECTION II

TM 5-4930-207-20P

(1) ILLUSTRATION		(2)	(3)	(4)	(5)	(6)	(7)	(8)
(a) FIG NO.	(b) ITEM NO.	SMR CODE	FEDERAL STOCK NUMBER	PART NUMBER	FSCM	DESCRIPTION  <i>USABLE ON CODE</i>	U/M	QTY INC IN UNIT
						GROUP 17 TRAILER FRAME AND FENDERS		
78	1	XBOZZ		453786	16764	NUT, PLAIN, HEXAGON SHIELD MTG.....	EA	8
78	2	XBOZZ		MS35335-35	96906	WASHER, LOCK SHIELD MTG.....	EA	8
78	3	PAOZZ	5305-00-988-1723	MS35206-279	96906	SCREW, MACHINE SHIELD MTG.....	EA	8
78	4	XBOZZ		S5264-1-42	56190	SHIELD, SPLASH.....	EA	2
78	5	PAOZZ	5305-00-782-9495	MS90725-111	96906	SCREW, CAP, HEXAGON FENDER MTG.....	EA	11
78	6	PAOZZ	5310-00-018-7130	120384	12204	WASHER, LOCK FENDER MTG.....	EA	32
78	7	PAOZZ	5305-00-071-2070	MS90728-114	96906	SCREW, CAP, HEXAGON FENDER BRACE.....	EA	2
78	8	PAOZZ	5305-00-044-4153	MS90725-109	96906	SCREW, CAP, HEXAGON FENDER MTG.....	EA	18
78	9	PAOZZ	5305-00-257-0667	27172C	24617	SCREW, CAP, HEXAGON FENDER MTG.....	EA	14
78	10	XDOZZ	5310-00-655-9341	WA1372	01843	WASHER, LOCK FENDER MTG.....	EA	14
78	11	XBOZZ		11183-15A	81336	FENDER ASSEMBLY LEFT HAND.....	EA	1
78	12	XBOZZ		11183-15A2	81336	FENDER ASSEMBLY RIGHT HAND.....	EA	1

## SECTION IV

## NATIONAL STOCK NUMBER AND PART NUMBER INDEX

TM 5-4930-207-20P

STOCK NUMBER	FIGURE NO.	ITEM NO.	STOCK NUMBER	FIGURE NO.	ITEM NO.
4720-00-010-0578	77	4	5330-00-116-0232	50	3
5310-00-011-4545	69	2	4820-00-116-5148	43	14
5310-00-011-5545	67	3		50	5
5310-00-012-0214	65	12	4820-00-116-5149	11	3
5310-00-012-0214	68	2	4730-00-118-5093	17	10
5310-00-012-0214	76	15	4730-00-118-8548	11	4
5310-00-012-0369	63	19	2530-00-118-8589	63	28
5305-00-012-0381	63	20	4730-00-119-3713	41	3
5310-00-012-0384	72	5	4720-00-119-3715	21	3
5305-00-012-0647	32	1	4820-00-138-8054	38	17
5306-00-012-0834	68	1	4730-00-142-3076	63	15
5305-00-012-1900	43	2	5305-00-145-6896	6	4
5305-00-012-1900	57	6	4720-00-146-0357	16	12
6680-00-012-2646	19		5320-00-147-1645	1	13
5310-00-012-3305	26	9	5306-00-150-9101	24	2
5305-00-012-6167	63	21		33	11
5305-00-014-3317	6	3	5306-00-151-2626	42	6
5310-00-017-4854	65	11	5305-00-151-2758	25	2
5310-00-017-4855	65	1	6240-00-155-8720	60	5
5305-00-017-9814	70	15	6240-00-155-8725	14	2
5305-00-018-1315	69	7	5310-00-167-0810	42	8
5310-00-018-7130	78	6	5310-00-167-0820	22	23
6240-00-019-0877	23	6		23	4
6240-00-019-0877	58	7		31	4
6240-00-019-0877	59	7		32	9
3040-00-019-5379	23	10		57	2
5305-00-021-3741	24	7	5310-00-167-0842	1	2
2920-00-021-5977	36	7	4730-00-172-0028	9	9
5310-00-022-0071	24	5	4730-00-172-0034	77	2
2530-00-026-0265	62A	4	5306-00-174-4246	76	5
4820-00-026-8473	31	13	5305-00-180-1964	5	10
2920-00-027-0141	77	16	5305-00-186-6084	23	3
5313-00-044-3039	77	16	4730-00-186-7799	38	14
5305-00-044-4153	78	8	5310-00-187-1864	15	8
5310-00-044-6548	74	2	4730-00-187-7612	63	18
5310-00-045-1023	76	3	4730-00-188-6314	9	11
5310-00-045-3296	21	11	5365-00-192-0470	72	8
	34	2	5310-00-199-6992	25	2
2640-00-050-1229	62A	3	9905-00-202-3639	62	5
4730-00-050-4203	9	8	4730-00-202-6491	38	12
4730-00-050-4208	9	5	2530-00-204-3800	65	27
	77	14	9905-00-205-2795	62	4
	77	21	5306-00-206-1560	68	13
5310-00-051-6887	2	2	5310-00-208-1919	21	7
5310-00-053-7808	68	10	5310-00-208-1919	22	7
5310-00-054-4892	42	4		33	7
6140-00-057-2554	5	8		40	3
5310-00-058-1626	42	1		43	1
5305-00-058-6948	61	3	5306-00-208-3666	42	3
5305-00-059-3655	34	1	5310-00-209-0967	69	3
5310-00-062-1755	22	21		5	18
4720-00-067-7727	22	11		31	5
4720-00-067-7728	31	2		65	13
5310-00-067-9507	76	7	5340-00-221-4191	1	9
5305-00-068-0500	22	9	5310-00-221-4678	4	3
5305-00-068-0500	31	20	5930-00-221-8992	23	15
5305-00-068-0501	72	10	4730-00-222-1006	9	6
5310-00-068-0502	21	8	4730-00-223-6411	9	7
4720-00-068-5897	38	2	4820-00-232-5722	10	9
4730-00-069-1186	63	12	5315-00-235-1238	57	10
4730-00-069-1187	63	13	9320-00-250-6214	1	8
5305-00-071-2070	78	7	2910-00-256-2453	32	3
5310-00-080-2289	76	1	5305-00-261-1868	32	11
5310-00-088-0553	5	16	2610-00-262-8677	62A	2
	15	6	5305-00-269-2807	76	18
	31	3	5305-00-269-3209	4	1
	33	10	5305-00-269-3213	57	4
3110-00-100-4220	68	14	5306-00-269-4526	15	10
3110-00-100-5951	68	14		32	13
5305-00-105-6871	77	3	2610-00-269-7383	62A	1
4820-00-107-2998	63	17	5310-00-271-3233	75	3
4930-00-110-4018	1		4730-00-273-3399	9	17
5306-00-110-4024	1	1		16	14
4930-00-111-6434	19		4930-00-274-5713	9	21
5330-00-113-8490	41	7	5310-00-274-8879	23	1
5340-00-115-1342	41	17	5310-00-282-9596	31	6
5360-00-115-1343	41	16	5310-00-285-1497	2	3
5360-00-115-1344	41	4	5305-00-285-3942	58	4
4730-00-115-2516	9	10	4730-00-289-0051	63	16
	11	2	2530-00-293-5139	65	10
4720-00-115-2519	11	1	5305-00-297-0667	78	9
4820-00-115-2525	41	8	6220-00-299-7426	60	6
4930-00-115-2526	19	2	4930-00-300-5101	16	11
4930-00-115-4187	41	6	4730-00-359-0230	69	15
4820-00-116-0060	10	7	5310-00-359-0458	69	17
5330-00-116-0232	43	12	4930-00-374-7650	18	2

## SECTION IV

## NATIONAL STOCK NUMBER AND PART NUMBER INDEX

TM 5-4930-207-20P

STOCK NUMBER	FIGURE NO.	ITEM NO.	STOCK NUMBER	FIGURE NO.	ITEM NO.
5305-00-383-4957	68	11	2540-00-733-9458	75	5
5310-00-407-9566	32	14	2540-00-735-4577	75	4
	42	5	5306-00-740-9389	68	18
	70	16	5330-00-740-9550	68	8
5310-00-410-3016	22	1	5305-00-741-1028	75	1
4930-00-425-5885	9	16	2530-00-741-1078	63	22
5310-00-483-8792	57	5	2530-00-741-1425	68	20
4730-00-494-3271	9	22	5365-00-741-1433	68	21
5340-00-495-7212	76	20	5306-00-741-1760	69	6
6620-00-514-5492	23	8	4730-00-741-1903	69	14
3030-00-529-0359	24	4	5365-00-741-2103	69	5
5310-00-531-9699	64	2	6230-00-741-2783	14	
5306-00-537-8198	43	11	5310-00-752-1633	68	5
	50	2	3030-00-756-8391	31	12
5306-00-543-2506	14	1	5310-00-761-6882	64	1
	15	2	4730-00-773-2163	65	28
	36	1	2805-00-776-0483	32	18
5315-00-543-3714	77	8	5305-00-782-9495	78	5
5305-00-543-4372	15	5	2530-00-791-8077	69	13
5305-00-550-1305	25	6	2530-00-791-8078	69	13
5310-00-550-4269	68	17	5306-00-797-9296	64	3
5330-00-551-9116	41	5	4730-00-802-2560	22	14
	41	9	9905-00-807-3715	2	1
5305-00-558-9163	26	10	5340-00-809-1490	67	9
2530-00-563-8316	65	25	5340-00-809-1492	63	8
4930-00-571-6180	39		5310-00-809-5997	38	22
2530-00-574-8356	65	7	5310-00-811-3494	31	7
5310-00-576-5752	60	3	5310-00-815-9856	22	1
	62	6	5305-00-819-7087	21	10
6220-00-577-3434	60	4	5310-00-833-8567	62	18
6220-00-577-3435	60	4	5310-00-836-5058	25	5
5305-00-579-0480	21	4	5315-00-839-2325	57	9
5310-00-579-2066	2	4	5935-00-846-3883	61	5
5320-00-582-3274	1	10	6220-00-846-9745	58	3
5320-00-582-3503	1	3	5315-00-852-4114	77	11
5310-00-582-5965	62	3	5306-00-852-4192	67	2
	63	6	5305-00-855-0956	60	2
	72	11	5305-00-855-0957	62	7
5310-00-584-5005	61	1	5310-00-865-6073	5	5
	62	1	4820-00-865-6946	22	25
	63	5	6140-00-868-7915	5	1
5310-00-584-5272	38	21	6140-00-868-7916	5	3
5310-00-584-7762	33	12	4820-00-868-7917	40	16
4730-00-595-0083	63	1	6685-00-868-7918	40	2
5310-00-595-7421	43	10	4930-00-872-0805	16	2
	50	1		17	4
5310-00-596-7665	24	6	5310-00-877-5796	33	14
5310-00-596-8040	21	15	5310-00-880-2005	68	10
5320-00-616-0376	1	7	2920-00-882-2461	33	18
4730-00-618-4464	22	4	5306-00-882-2461	33	18
5310-00-627-6128	5	6	5305-00-882-2864	32	8
5365-00-634-7872	72	3	2920-00-882-3401	36	
5310-00-637-9541	32	2	4210-00-889-2221	6	1
	42	2	5305-00-889-3002	59	4
5305-00-638-8906	63	24	5310-00-891-3429	75	2
5325-00-641-3859	62	12	5310-00-903-8282	6	2
	67	5	2940-00-907-0647	25	8
5310-00-641-9939	69	4	4820-00-909-6585	26	22
6210-00-643-0339	23	5	4730-00-910-8358	99	14
5310-00-655-7145	22	20	6685-00-910-8359	9	20
5310-00-655-9341	26	11	4730-00-910-8365	9	2
	78	10	6685-00-910-8366	32	4
5330-00-663-6844	10	3	4930-00-910-8372	8	1
6220-00-669-5623	59	3	4930-00-910-8373	7	3
5930-00-669-7872	33	6	4930-00-910-8374	10	1
2590-00-670-1997	76	12	4930-00-910-8375	11	
2540-00-670-2003	74		4930-00-910-8376	9	23
5330-00-678-9047	58	5	4930-00-910-8377	9	18
4720-00-679-0923	63	2	4930-00-910-8378	9	24
3040-00-679-3153	77	12	4730-00-910-8379	9	3
2590-00-679-3156	77	19	4730-00-910-8380	9	4
5315-00-679-3675	77	18	4930-00-915-2334	18	
5330-00-689-3847	1	16	4930-00-915-2335	50	4
2530-00-693-0736	76	6	4930-00-915-2336	43	13
5310-00-693-0738	76	10	4820-00-916-3596	26	21
2530-00-693-1029	68	12	4820-00-916-5881	38	9
5360-00-699-8489	76	11	4930-00-918-7991	41	15
4720-00-702-6077	17	11	4730-00-930-7712	9	1
5306-00-723-9407	22	22		16	13
5305-00-724-7236	2	5	5310-00-934-9751	60	1
6220-00-726-1916	60	4	2590-00-937-5286	76	19
5640-00-727-2632	21	2	5305-00-940-9531	31	17
6220-00-727-3288	60	4	5310-00-957-7128	15	4
4930-00-729-6318	10			57	1
5310-00-732-0559	63	23	5310-00-959-1488	63	26
5306-00-733-9239	68	11		65	5

## SECTION IV

## NATIONAL STOCK NUMBER AND PART NUMBER INDEX

TM 5-4930-207-20P

STOCK NUMBER	FIGURE NO.	ITEM NO.	STOCK NUMBER	FIGURE NO.	ITEM NO.
5310-00-959-1488	76	17	5305-00-988-1170	62	10
5310-00-964-3415	15	3	5305-00-988-1723	62	2
5310-00-982-4908	68	16		78	3
5310-00-982-4912	24	1	5305-00-988-1725	63	7
5310-00-982-4976	15	1		67	8
5310-00-984-3807	65	3	5305-00-993-1848	60	2
5305-00-984-6193	31	9	5305-00-993-1851	60	2
5305-00-984-6195	31	8	6625-00-993-6152	23	9
5305-00-984-6216	4	4			

PART NUMBER	FSCM	FIG. NO.	ITEM NO.	PART NUMBER	FSCM	FIG. NO.	ITEM NO.
AF460-5-8	88041	1	13	G323335	57733	41	11
AN345-616	88044	67	3	G323508	57733	41	14
AN393-43	88044	57	10	G326328	57733	41	6
AN5-6A	88044	24	2	G328030	57733	16	8
		33	11	G330732	57733	9	12
AN520-10R8	88044	21	10	G330748	57733	9	13
AN520-416-6	88044	6	4			15	13
AN6-23A	88044	42	3	G330768	57733	50	4
AN750F3	88044	31	10	G330769	57733	43	13
AN911-3	88044	38	14	G330783	57733	11	
AN960-1816	88044	75	3	G330784	57733	11	1
AN960-516	88044	23	4	G330794	57733	7	3
		31	4	G330798	57733	9	18
A204	95452	14	13	G330799	57733	9	23
A210	95452	14	14	G330803	57733	9	24
A261	95452	14	3	G330809	57733	9	2
A265	95452	14	11	G330820	57733	7	2
A266	95452	14	12	G330830	57733	18	
A271	95452	14	9	G330848	57733	7	7
A28C1781	70117	31	6	G330849	57733	8	1
A283825	00000	69	2	G330902	57733	8	2
A294	95452	14	20	G398058	57733	16	11
A298653	00000	67	16	G51542	57733	16	2
		69	16	G51542	57733	17	4
A404	95452	14	5	MILB6812	81349	42	6
A421	95452	14	19	MILC41098	88044	9	22
A437	95452	14	8	MILN24129	81349	2	2
A438	95452	14	4	MILR6855	81349	1	8
A442	95452	14	6	MILW698TYPA	81349	32	7
A68	61463	24	4	MSS5310-34	08288	76	4
A82-1	96152	57	9	MSS5315-25	08288	76	9
B1029-1	95452	14	16	MS122036	96906	32	2
B200-201	95452	14	10	MS122036	96906	36	2
B202	95452	14	7	MS122036	96906	42	2
B203	95452	14	18	MS15001-1	96906	9	8
B263	95452	14	15	MS15003-1	96906	9	5
B417-1	95452	14	17	MS15003-1	96906	77	14
CDAXI103647	40342	63	17			77	21
C3069X4X2	79470	22	14	MS15003-4	96906	9	9
C409-028-524	78553	23	18	MS15003-6	96906	77	2
DL21	13445	23	5	MS15570-1251	96906	58	7
FC11409	63477	69	15			59	7
FC11409A	63477	67	15	MS15584-6	96906	14	2
FC12101	63477	69	1	MS15795-218	96906	72	2
FC13927E	63477	69	14	MS15570-63	96906	60	5
FC13993	63477	69	5	MS17829-4C	96906	57	5
FC2579N	63477	69	18	MS17829-8C	96906	43	10
FC6952	63477	67	17			50	1
FD12088	63477	70	5	MS19081-112	96906	68	14
FD13346	63477	69	13	MS19081-137	96906	68	14
FD13347	63477	69	13	MS20601AD5W2	96906	1	10
FD13349F	63477	69	12	MS20601AD5W4	96906	1	3
FD13351E	63477	69	12	MS20601B5W3	96906	1	7
FD14778A	63477	69	8	MS21044N08	96906	31	7
FD9550	63477	70	18	MS21044N4	96906	33	14
FD9555	63477	70	18	MS21044N5	96906	5	16
FD9919	63477	70	19	MS21044N5	96906	15	6
FD9920	63477	70	19			31	3
FFB571TYPEA	81348	26	9			33	10
		63	19	MS21045-5	96906	24	1
FFS85	81348	25	6	MS21045-6	96906	68	16
FFS92	81348	25	1	MS21046-C10	96906	15	1
FFS92TYP1STL6S	81348	58	4			67	1
FFW84CLASTL2	81348	64	2	MS21083N4	96906	6	2
FFW92	81348	2	4	MS21262-27	96906	31	17
FS3274	20076	75	1	MS21304-3	96906	4	3
G66F671B	83470	7	5	MS21306-1	96906	5	5
G66F671B	83470	7	4	MS21333-100	96906	63	8
G318400	57733	19	1	MS21333-98	96906	67	9
G320450	57733	19	2	MS24017-4	96906	25	5
G323300-5	57733	40	16	MS24532-1	96906	23	9
G323330	57733	41	15	MS24538	96906	33	4

## SECTION IV

## NATIONAL STOCK NUMBER AND PART NUMBER INDEX

TM 5-4930-207-20P

PART NUMBER	FSCM	FIG. NO.	ITEM NO.	PART NUMBER	FSCM	FIG. NO.	ITEM NO.
MS24541-1	96906	23	8	MS35827-1A	96906	1	9
MS24544-1	96906	23	7	MS35842-8	96906	65	22
MS24629-46	96906	62	7	MS39179-5	96906	63	12
MS24629-47	96906	60	2	MS39179-9	96906	63	15
MS27183-17	96906	38	22	MS39182-3	96906	63	13
MS35000-3	96906	5	8	MS39182-5	96906	63	14
MS35206-242	96906	59	4	MS39182-6	96906	63	16
MS35206-245	96906	31	9	MS51065-34	96906	31	12
MS35206-247	96906	31	8	MS51095-329	96906	15	10
MS35206-269	96906	4	4			32	13
MS35206-279	96906	62	2	MS51095-332	96906	67	2
		78	3	MS51103-35	96906	22	22
MS35206-281	96906	63	7	MS51302-1	96906	58	3
		67	8	MS51329-1	96906	59	3
MS35206-284	96906	62	10	MS51847-2	96906	38	12
MS35206-350	96906	23	3	MS51922-13	96906	65	3
MS35207-265	96906	60	2	MS51922-21	96906	63	26
MS35207-267	96906	60	2			65	5
MS35275-83	96906	61	3			76	17
MS35289-60	96906	32	11	MS51922-37	96906	76	7
MS35290-36	96906	65	8	MS51946-2	96906	68	11
MS35291-168	96906	26	10	MS51958-59	96906	34	1
MS35291-32	96906	76	14	MS51968-8	96906	63	23
MS35291-33	96906	14	1	MS51983-4	96906	68	10
		15	2	MS53004-1	96906	63	28
		36	1	MS63203-1	96906	2	1
MS35291-5	96906	72	10	MS87028N186A	00624	77	4
MS35291-58	96906	59	1	MS90725-109	96906	78	8
MS35292-111	96906	76	8	MS90725-111	96906	78	5
MS35292-126	96906	72	6	MS90725-3	96906	22	9
MS35292-31	96906	58	1			31	20
MS35295-31	96906	70	15	MS90725-58	96906	4	1
MS35296-8	96906	69	7	MS90725-6	96906	4	5
MS35298-64	96906	76	18			21	8
MS35304-60	96906	65	6	MS90725-62	96906	57	4
MS35304-62	96906	63	27	MS90728-114	96906	78	7
MS35333-22	96906	60	3	MS90728-169	96906	2	5
		62	6	MS90728-58	96906	15	5
MS35333-24	96906	58	2	MS9453-12	96906	5	18
MS35333-25	96906	59	2			31	5
MS35335-35	96906	5	6			33	16
		78	2			65	13
MS35337-25	96906	61	2	MS9785-13	96906	65	4
		62	9	MW05-4930-207-30 19099-1	19099	2	6
MS35337-27	96906	63	20	MW05-4930-207-30 19099-2	19099	3	1
MS35338-10	96906	381	21	MW05-4930-207-30 19099-3	19099	3	2
MS35338-25	96906	63	6	MW05-4930-207-30 19099-4	19099	3	3
		72	11	MW05-4930-207-30 19099-5	19099	3	4
MS35338-26	96906	65	12	M1493	28298	68	17
		68	2	M24129-2-6C	81349	15	4
		76	15	M24129-2-6C	81349	57	1
MS35338-29	96906	72	5	NP253	98171	72	9
MS35338-43	96906	21	11	NP257A	98171	72	16
		34	2	NP260	98171	72	7
MS35338-44	96906	62	3	NP262	98171	72	17
MS35338-45	96906	32	14	NP271	98171	72	12
		42	5	N911	77335	9	21
		70	16	P45-164	19728	33	18
MS35340-27	96906	65	2	P9-60	19728	34	3
MS35387-1	96906	62	4	S5264-1-42	56190	78	4
MS35387-2	96906	62	5	S5264-2-1	56190	62	14
MS35388-16	96906	62A	2	S5264-3-1	56190	67	11
MS35392-13	96906	62A	1	S5264-3-2	56190	67	10
MS35421-2	96906	60	6	S5264-3-3	56190	67	4
MS35422-1	96906	60	7	S5264-3-4	56190	63	11
MS35423-1	96906	60	4	S5264-3-5	56190	63	3
MS35423-2	96906	60	4	S5264-3-6	56190	63	3
MS35424-1	96906	60	4	S5264-3-7	56190	63	9
MS35424-2	96906	60	4	S5264-3-8	56190	63	4
MS35425-74	96906	5	4	S5264-3-9	56190	63	10
MS35461-23	96906	21	4	SCD90738-7	80063	32	6
MS35493-56	96906	5	10	T3109	04368	1	1
MS35649-265T	96906	22	1	UIH	70510	21	3
MS35650-302	96906	60	1	VI100AA	17875	62A	3
MS35650-3312	96906	42	4	WA1372	01843	26	11
MS35650-3382	96906	42	1	WA1372	01843	78	10
MS35674-29	96906	77	11	WWP521	81348	63	18
MS35690-1022	96906	72	15	W3069X4	79470	16	9
MS35690-402	96906	64	1			38	5
MS35690-405	96906	61	1	Y121-106	03990	10	11
		62	1	Y125-10	03990	10	3
		63	5	Y16-8	03990	10	14
MS35690-822	96906	72	1	00904-104	25980	9	17
MS35691-81	96906	75	2			16	14
MS35746-1	96906	63	1	00904BX04	79470	9	1
MS35793	96906	1	14			16	13



## SECTION IV

## NATIONAL STOCK NUMBER AND PART NUMBER INDEX

TM 5-4930-207-20P

PART NUMBER	FSCM	FIG. NO.	ITEM NO.	PART NUMBER	FSCM	FIG. NO.	ITEM NO.
0711119	00000	62	8	22M02	72962	21	15
10-002-124	43990	39	6	220065	00000	74	1
101468-1	56190	16	10	220071	00000	24	5
101472-1	56190	40	5	233-66	57733	9	3
101476-1	56190	42	13	235234	06853	64	3
101492-1	56190	22	10	238-36	57733	9	4
101493-1	56190	32	5	2451-62	43990	39	9
101494-1	56190	21	14	25980-206-137	56190	22	2
101499-1	56190	21	5	27 X465C	95026	77	8
101503-1	56190	57	11	271720	24617	78	9
101504-1	56190	22	19	3A1501	78190	23	10
101509-1	56190	42	10	3A1531	78190	23	11
101510-1	56190	42	14	3J62	22337	21	1
101512-1	56190	1	16	3R4L 1IN STYLE-2	96113	32	16
101522-1	56190	33	8	300885-1	56190	42	9
		40	4	300886-1	56190	42	11
		43	4	300887	56190	42	12
101526-2	56190	17	13	300888-1	56190	42	7
101527-1	56190	31	19	300892-1	56190	21	16
101528-1	56190	21	6	300893-1	56190	21	12
101532-7	56190	26	14	300897-1	56190	5	11
101533	56190	21	2	300913-1	56190	23	16
101598-3	56190	7	1	300921-1	56190	31	21
101599-1	56190	17	11	300925-1	56190	33	17
101982	81580	57	6	300938-1	56190	21	13
1025-20	43990	39	22	300944-1	56190	33	13
10687A	76445	72	3	300945-1	56190	39	4
10893135	00000	68	9	300947-1	56190	32	3
10893138	00000	68	9	300949-1	56190	57	7
10893148	00000	67	14	300949-2	56190	57	8
10910174-19	00000	15	3	300952-1	56190	6	5
10947272-4	19207	25	2	300953-1	56190	31	14
11A7062	04741	68	10	300962-1	56190	26	6
11089-36	90889	31	18	301296	57733	11	4
1113516	16764	36		3140K	81425	38	4
1114303	16764	36	7	316567	57733	11	3
11183-11-3	81336	72	14	3196K1	81425	27	1
11183-11-4	81336	72	13	3196K12	81425	26	15
11183-15A	81336	78	11	3196K18	81425	26	26
11183-15A2	81336	78	12	3196K20	81425	26	16
11183-7-1	81336	72	18	320421	57733	19	3
117964	K4285	62	12	323340	57733	41	16
		67	5	323449	57733	40	2
119394	00000	74	3	324797	57733	43	12
1223039-5	10001	69	3	324797	57733	50	3
12 Z3039-7	94135	24	6	324887	57733	43	14
120384	12204	78	6		50	5	
120834	24617	68	1	326091	57733	67	13
12170	76445	72	4	326278	57733	9	14
121900	24617	43	2	326332	57733	41	8
1251	24446	23	6	326333	57733	41	3
1215-05	43990	39		326334	57733	41	4
126167	50513	63	21	326335-2	57733	41	10
1303K	81425	27	2	326336	57733	41	1
13212 E3637	97403	72	8	326337	57733	41	18
143317	24617	6	3	326464	57733	41	17
1443-01	43990	39	21	330808	57733	9	10
1506	94894	9	20			11	2
1506983	72582	33	6	3587K	81425	28	5
1512342	19728	32	4	3609K	81425	26	20
1637BL	57733	9	15	3610K	81425	26	27
171000-1	57733	41	7	3672K	81425	26	5
171000-23	57733	41	2	3683	57733	19	
171000-7	57733	41	5	3685	57733	19	
171000-7	57733	41	9	3938K	81425	38	11
174854	21450	65	11	3999K	81425	26	4
174855	24617	65	1	4A032-1	97403	32	18
1801-058	72962	23	1	400	08070	9	19
1809-02	43990	39	11	4041B	81425	26	19
1823-1	95879	9	7	4060	81425	25	4
1825-1	57733	9	6	4061	81425	25	10
1831	57733	9	11	4062	81425	25	9
187745	19207	77	3	4065	81425	26	18
1901V004	78252	1	11	4102	81425	26	13
1994-02	43990	39	8	4110	81425	25	7
2W1-24-28-63	43999	33	12	4127	81425	28	4
20-316	35301	15	8	4128	81425	28	6
203MR4 7P 2	04164	21	7	4144	81425	38	9
		22	7	4167	81425	38	17
		33	7	4171	81425	38	18
		40	3	4180	81425	26	17
		43	1	42C14485	00000	74	8
211273	79470	31	13	423303	00447	65	26
211275	79470	26	3	4323	81425	26	19
213741	00000	24	7	443039	24617	77	16

## SECTION IV

## NATIONAL STOCK NUMBER AND PART NUMBER INDEX

TM 5-4930-207-20P

PART NUMBER	FSCM	FIG. ITEM		PART NUMBER	FSCM	FIG. NO.	ITEM NO.
		NO.	NO.				
446548	00000	74	2	700046-11	56190	22	17
446914	00000	59	8	700046-13	56190	40	7
451023	00000	76	3	700046-15	56190	38	15
453786	16764	78	1			40	10
454922	21450	63	24	700046-16	56190	40	15
4555	79470	31	15	700046-2	56190	40	14
4612	81325	26	8	700046-20	56190	40	8
471713	00447	69	17	700046-22	56190	40	6
4722	81425	27	3	700046-27	56190	38	3
4726	81425	26	21	700046-28	56190	40	1
4818	81425	25	8			40	1
483K	81425	26	24	700046-29	56190	22	11
4835	81425	38	8	700046-3	56190	40	12
4858	81425	38	19	700046-30	56190	38	1
4860	81425	26	7	700046-31	56190	38	2
487K	81425	26	23	700046-32	56190	43	5
488K	81425	38	10	700046-33	56190	43	6
4895	81425	38	7	700046-34	56190	43	7
490832Z26L	80063	43	11	700046-4	56190	22	13
		50	2	700046-40	56190	39	5
49136	57733	18	2	700046-41	56190	22	16
500 S0-300-2-1-2	81425	38	6			33	3
5000492-1	56190	31	22	700046-42	56190	22	12
500435-1	56190	22	18			33	2
500437-1	56190	5	9	700046-43	56190	22	15
500439-1	56190	32	15	700046-51	56190	33	9
500440-1	56190	7	6	700046-52	56190	33	5
500441-1	56190	9	25	700046-53	56190	33	1
500443-1	56190	5	1	700046-58	56190	38	16
500443-2	56190	5	2	700046-6	56190	39	3
500443-3	56190	5	3	700046-7	56190	22	24
500446-1	56190	32	17	700046-9	56190	40	11
500448	56190	15	11	700049-4	56190	26	1
500449-1	56190	15	12			31	1
500450-1	56190	1	12	700049-5	56190	26	2
500458-1	56190	21	9	700049-6	56190	31	2
500460-1	56190	9	16	70046-44	56190	31	16
500462-1	56190	32	12	7032127	19207	76	
500463-1	56190	32	10	7032128	19207	76	13
500465-1	56190	16	1	7032131	19207	77	5
500465-4	56190	16	12	7032132	19207	77	17
500466	56190	17	1	7032133	19207	77	12
500467-1	56190	5	15	7032134	00000	76	16
500482-1	56190	15	9	7032135	19207	76	20
500488-1	56190	17	3	7032136	19207	76	19
500489-1	56190	17	2	7032137	19207	77	15
500490-1	56190	31	11	7032143	19207	77	20
500491-1	56190	33	15	7032155	19207	77	19
5156653	19207	65	25	7032156	19207	77	18
5167157	19207	67	7	7032188	19207	77	1
5240	81648	22	4	705	81425	24	8
5276856	19207	67	12	705824	00000	77	7
52797	57733	17	10	707070	00000	77	6
5323088	19207	69	4	712286	00000	68	7
537809	00000	68	12	71331	03990	10	2
5497	03990	10	10	71453	03990	10	15
573168	00000	62	13	718	94894	39	1
58A4626236	88044	5	13	71880	03990	10	1
60UA06X06	30327	43	9	72708	03990	10	12
60VC06X06	30327	43	8	72715	03990	10	5
6000228-1	57190	42		72716	03990	10	7
600214-1	56190	5	19	72720	03990	10	9
600217-1	56190	22	26	72792	03990	10	13
600218-1	56190	5	12	731510	14507	67	18
600218-2	56190	4	2	73170	03990	10	6
600219-1	56190	22	6	7320658	00000	59	5
600220-1	56190	1	6	733	94894	39	2
600224-1	56190	1	4	7339239	19207	68	11
600225-1	56190	1	5	7339458	19207	75	5
600227-1	56190	24	3	7354577	19207	75	4
600236-1	56190	23	17	7389061	00000	62A	5
600237-1	56190	23		7389620	19207	62A	6
600244-2	56190	5	14	7389621	19207	62A	4
600246-1	56190	15	14	7409389	19207	68	18
6064	03990	10	8	7411022	00000	64	4
621509-04	03990	10	4			65	24
6304B	57733	18	1	7411024	19207	63	2
640-105	03990	10		7411078	19207	63	22
65-4-7	88044	15	7	7411425	19207	68	20
67270	57733	41	19	7411433	19207	68	21
6805	79470	22	25	7411760	19207	69	6
694K	81425	26	25	7412783	00000	14	
		38	13	7454	01317	6	
700045	56190	1	15	750100	75336	26	22
700046-10	56190	40	13	7521650	00000	68	6

## SECTION IV

## NATIONAL STOCK NUMBER AND PART NUMBER INDEX

TM 5-4930-207-20P

PART NUMBER	FSCM	FIG. ITEM		PART NUMBER	FSCM	FIG. ITEM	
		NO.	NO.			NO.	NO.
7525997	19207	59	9	834222-1	00000	63	25
7526020	00000	59	6	8343512	00000	74	4
7612715	21450	1	2	8343513	00000	74	5
76695	57733	41	13	8343584	19207	74	
7731422	00000	61	4	8357980	19207	65	27
77799	57733	41	12	8357981	19207	65	10
7805 1-2	20117	2	3	8357982	19207	65	7
7966195	19207	76	1	8365425	40342	65	23
7971379	00000	22	3	8376208	19207	61	5
7973715	19207	68	4	8389611	00000	65	9
797922B	00000	74	6	85118C	08683	32	1
7979349	19207	68	8	8581560	00000	67	6
7979367	00000	74	7	8694464	19207	58	5
7979599	00000	65	21	871042	00000	68	19
7979601	00000	65	17	8710736	19207	68	15
7979602	00000	65	14	8710744	19207	68	3
7979605	00000	65	16	8724501	00000	62	11
7979608	19207	65	15	8741646	19207	58	6
7979609	19207	65	19	8741650	00000	58	8
7979610	19207	65	18	874195	33525	6	1
7979611	19207	65	20	8747908	19207	62	15
7979691	82646	65	28	8861255-1	19203	5	17
7979692	00000	65	29	8861255-1	19203	22	21
7979972	19207	76	5			23	2
7979974	19207	76	12	90-491	15605	23	13
800029-1	56190	1		90-535	15605	23	12
801E519	02413	68	5	901765-3	56190	57	12
8020123	19207	77	10	901765-33	56190	22	5
8020174	00000	77	9	901765-35	56190	22	8
8020716	00000	77	13	901765-4	56190	43	3
81465	33525	6	6	901765-7	56190	57	3
8330821	00000	76	2	907241K1	06840	22	23
8331539	19207	76	6			32	9
8331541	19207	76	11			57	2
8331542	19207	76	10	907356	06840	42	8
8333780	19207	68	13	9095	13445	23	15
8338562	00000	62	17	9166109	18876	22	20
8338564	00000	62	16	919063	01406	40	9
8338566	00000	62	19	9202	13445	23	14
8338567	19207	62	18				

**By Order of the Secretary of the Army:**

**E. C. MEYER**  
*General, United States Army*  
*Chief of Staff*

**Official:**

**J. C. PENNINGTON**  
*Major General, United States Army*  
*The Adjutant General*

**DISTRIBUTION:**

To be distributed in accordance with DA Form 12-25A, Organizational Maintenance requirements for Air Compressor, High Pressure; Over 15 CFM.



# SOMETHING WRONG WITH THIS MANUAL?

THEN...JOT DOWN THE DOPE ABOUT IT ON THIS FORM, TEAR IT OUT, FOLD IT AND DROP IT IN THE MAIL!

FROM: (YOUR UNIT'S COMPLETE ADDRESS)  
 PFC JOHN DOE  
 COA, 3<sup>d</sup> ENGINEER BN  
 FT. LEONARD WOOD MO 63108

DATE

PUBLICATION NUMBER

TM 5-4930-207-20P

DATE

19 Sep 80

TITLE Lubricating and Servicing  
 Unit, Power Operated, Trailer  
 MTD 23 CFM Compressor

BE EXACT...PIN-POINT WHERE IT IS

IN THIS SPACE TELL WHAT IS WRONG AND WHAT SHOULD BE DONE ABOUT IT:

PAGE NO.	PARA-GRAPH	FIGURE NO.	TABLE NO.
6	2-1 a		
81		4-3	
125	line 20		

In line 6 of paragraph 2-1a the manual states the engine has 6 cylinders. The engine on my set only has 4 cylinders. Change the manual to show 4 cylinders.

Callout 16 on figure 4-3 is pointing at a bolt. In the key to fig. 4-3, item 16 is called a shim. Please correct one or the other.

Ordered a gasket, item 19 on figure B-16 by NSN 2910-00-762-3001. I got a gasket but it doesn't fit. Supply says I got what I ordered, so the NSN is wrong. Please give me a good NSN.

TEAR ALONG DOTTED LINE

SAMPLE

TYPED NAME, GRADE OR TITLE, AND TELEPHONE NUMBER

JOHN DOE, PFC (268) 317-7111

SIGN HERE:

John Doe

DA FORM 1 AUG 74 2028-2

P.S.--IF YOUR OUTFIT WANTS TO KNOW ABOUT YOUR MANUAL "FIND," MAKE A CARBON COPY OF THIS AND GIVE IT TO YOUR HEADQUARTERS. DRSTS-M Overprint 1, 1 Nov 78



THEN... JOT DOWN THE DOPE ABOUT IT ON THIS FORM, TEAR IT OUT, FOLD IT AND DROP IT IN THE MAIL!

# SOMETHING WRONG WITH THIS MANUAL?

FROM: (YOUR UNIT'S COMPLETE ADDRESS)

DATE

PUBLICATION NUMBER

TM 5-4930-207-20P

DATE

19 Sep 80

TITLE Lubricating and Servicing Unit, Power Operated, Trailer MTD, 23 CFM Compressor

BE EXACT... PIN-POINT WHERE IT IS

IN THIS SPACE TELL WHAT IS WRONG AND WHAT SHOULD BE DONE ABOUT IT:

PAGE NO.	PARA-GRAPH	FIGURE NO.	TABLE NO.
----------	------------	------------	-----------

TEAR ALONG DOTTED LINE

TYPED NAME, GRADE OR TITLE, AND TELEPHONE NUMBER

SIGN HERE:

FILL IN YOUR  
UNIT'S ADDRESS

FOLD BACK

DEPARTMENT OF THE ARMY

OFFICIAL BUSINESS

Commander  
US Army Troop Support and Aviation  
Materiel Readiness Command  
ATTN: DRSTS-MTPS(1)  
4300 Goodfellow Boulevard  
St. Louis, MO 63120

FOLD BACK

TEAR ALONG DOTTED LINE

# The Metric System and Equivalents

## Linear Measure

1 centimeter = 10 millimeters = .39 inch  
 1 decimeter = 10 centimeters = 3.94 inches  
 1 meter = 10 decimeters = 39.37 inches  
 1 dekameter = 10 meters = 32.8 feet  
 1 hectometer = 10 dekameters = 328.08 feet  
 1 kilometer = 10 hectometers = 3,280.8 feet

## Weights

1 centigram = 10 milligrams = .15 grain  
 1 decigram = 10 centigrams = 1.54 grains  
 1 gram = 10 decigrams = .035 ounce  
 1 dekagram = 10 grams = .35 ounce  
 1 hectogram = 10 dekagrams = 3.52 ounces  
 1 kilogram = 10 hectograms = 2.2 pounds  
 1 quintal = 100 kilograms = 220.46 pounds  
 1 metric ton = 10 quintals = 1.1 short tons

## Liquid Measure

1 centiliter = 10 milliliters = .34 fl. ounce  
 1 deciliter = 10 centiliters = 3.38 fl. ounces  
 1 liter = 10 deciliters = 38.82 fl. ounces  
 1 dekaliter = 10 liters = 2.64 gallons  
 1 hectoliter = 10 dekaliters = 26.42 gallons  
 1 kiloliter = 10 hectoliters = 264.18 gallons

## Square Measure

1 sq. centimeter = 100 sq. millimeters = .155 sq. inch  
 1 sq. decimeter = 100 sq. centimeters = 15.5 sq. inches  
 1 sq. meter (centare) = 100 sq. decimeters = 10.76 sq. feet  
 1 sq. dekameter (are) = 100 sq. meters = 1,076.4 sq. feet  
 1 sq. hectometer (hectare) = 100 sq. dekameters = 2.47 acres  
 1 sq. kilometer = 100 sq. hectometers = .386 sq. mile

## Cubic Measure

1 cu. centimeter = 1000 cu. millimeters = .06 cu. inch  
 1 cu. decimeter = 1000 cu. centimeters = 61.02 cu. inches  
 1 cu. meter = 1000 cu. decimeters = 35.31 cu. feet

## Approximate Conversion Factors

To change	To	Multiply by	To change	To	Multiply by
inches	centimeters	2.540	ounce-inches	newton-meters	.007062
feet	meters	.305	centimeters	inches	.394
yards	meters	.914	meters	feet	3.280
miles	kilometers	1.609	meters	yards	1.094
square inches	square centimeters	6.451	kilometers	miles	.621
square feet	square meters	.093	square centimeters	square inches	.155
square yards	square meters	.836	square meters	square feet	10.764
square miles	square kilometers	2.590	square meters	square yards	1.196
acres	square hectometers	.405	square kilometers	square miles	.386
cubic feet	cubic meters	.028	square hectometers	acres	2.471
cubic yards	cubic meters	.765	cubic meters	cubic feet	35.315
fluid ounces	milliliters	29.573	cubic meters	cubic yards	1.308
pints	liters	.473	milliliters	fluid ounces	.034
quarts	liters	.946	liters	pints	2.113
gallons	liters	3.785	liters	quarts	1.057
ounces	grams	28.349	grams	gallons	.264
pounds	kilograms	.454	grams	ounces	.035
short tons	metric tons	.907	kilograms	pounds	2.205
pound-feet	newton-meters	1.365	metric tons	short tons	1.102
pound-inches	newton-meters	.11375			

## Temperature (Exact)

°F	Fahrenheit temperature	5/9 (after subtracting 32)	Celsius temperature	°C
----	------------------------	----------------------------	---------------------	----





This fine document...

Was brought to you by me:



## [Liberated Manuals -- free army and government manuals](#)

Why do I do it? I am tired of sleazy CD-ROM sellers, who take publicly available information, slap “watermarks” and other junk on it, and sell it. Those masters of search engine manipulation make sure that their sites that sell free information, come up first in search engines. They did not create it... They did not even scan it... Why should they get your money? Why are not letting you give those free manuals to your friends?

I am setting this document FREE. This document was made by the US Government and is NOT protected by Copyright. Feel free to share, republish, sell and so on.

I am not asking you for donations, fees or handouts. If you can, please provide a link to [liberatedmanuals.com](http://liberatedmanuals.com), so that free manuals come up first in search engines:

<A HREF=<http://www.liberatedmanuals.com/>>Free Military and Government Manuals</A>

– Sincerely  
Igor Chudov  
<http://igor.chudov.com/>