

**TECHNICAL MANUAL**

**UNIT, DIRECT SUPPORT, AND GENERAL SUPPORT  
MAINTENANCE REPAIR PARTS  
AND SPECIAL TOOLS**

**FOR**

**GENERATOR SET ASSEMBLY,  
COMMERCIAL  
MODEL CTMGSA-5, 5 KW, 120 V, 60 HZ  
SINGLE PHASE, TRAILER-MOUNTED  
(NSN 6115-01-303-1484)**

**DISTRIBUTION STATEMENT:** Distribution authorized to U.S. Government agencies only due to limited rights to data. This determination was made on 23 October 1989. Other requests for this document will be referred to Commander, USATROSCOM, ATTN: AMSTR-MSP, 4300 Goodfellow Blvd., St. Louis MO., 63120-1798.

**DESTRUCTION NOTICE:** For unclassified, limited documents, destroy by any method that will prevent disclosure of contents or reconstruction of the document.

---

**HEADQUARTERS, DEPARTMENT OF THE ARMY  
13 MARCH 1992**

CHANGE

NO. 2

HEADQUARTERS  
DEPARTMENT OF THE ARMY  
WASHINGTON, D.C., 30 May 1997

UNIT, DIRECT SUPPORT, AND GENERAL SUPPORT MAINTENANCE  
REPAIR PARTS AND SPECIAL TOOLS LIST  
FOR  
GENERATOR SET ASSEMBLY  
COMMERCIAL MODEL CTMGSA-5,  
5 KW, 120V, 60 HZ SINGLE PHASE, TRAILER-MOUNTED  
(NSN 6115-01-303-1484)

DISTRIBUTION STATEMENT A: Approved for public release; distribution is unlimited

TM 9-6115-654-24P, 13 March 1992, is changed as follows:

1. Remove and insert pages as indicated below. New or changed text material is indicated by a vertical bar in the margin. An illustration change is indicated by a miniature pointing hand.

Remove pages

37-1 and Figure 38  
I-1 and I-2  
I-7 through I-10  
I-35 and I-36

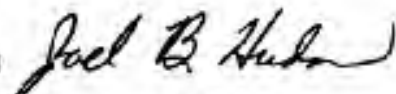
Insert pages

37-1 and Figure 38  
I-1 and I-2  
I-7 through I-10  
I-35 and I-36

2. Retain this sheet in front of manual for reference purposes.

By Order of the Secretary of the Army:

Official



JOEL B. HUDSON  
Administrative Assistant to the  
Secretary of the Army

03292

DENNIS J. REIMER  
General, United States Army  
Chief of Staff

DISTRIBUTION:

To be distributed in accordance with DA Form 12-25-E, block no. 5414, requirements for TM 9-6115-654-24P.

CHANGE

NO. 1

HEADQUARTERS  
DEPARTMENT OF THE ARMY  
WASHINGTON, D.C., 22 October 1996

UNIT, DIRECT SUPPORT, AND GENERAL SUPPORT MAINTENANCE  
REPAIR PARTS AND SPECIAL TOOLS LIST  
FOR

**GENERATOR SET ASSEMBLY  
COMMERCIAL MODEL CTMGSA-5,  
5 KW, 120V, 60 HZ SINGLE PHASE, TRAILER-MOUNTED  
(NSN 6115-01-303-1484)**

DISTRIBUTION STATEMENT A: Approved for public release; distribution is unlimited

TM 9-6115-954-24P, 13 March 1992, is changed as follows:

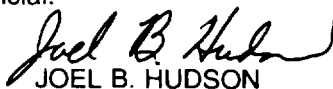
1. Remove and insert pages as indicated below. New or changed text material is indicated by a vertical bar in the margin. An illustration change is indicated by a miniature pointing hand.

Remove pages	Insert pages
i and ii	i and ii
52-1 through figure 54	52-1 through figure 54
I-9 and I-10	I-9 and I-10
I-13 and I-14	I-13 and I-14
I-39 and I-40	I-39 and I-40

2. Retain this sheet in front of manual for reference purposes.

**By Order of the Secretary of the Army:**

Official:



JOEL B. HUDSON  
Administrative Assistant to the  
Secretary of the Army

02398

DENNIS J. REIMER  
General, United States Army  
Chief of Staff

**DISTRIBUTION:**

To be distributed in accordance with DA Form 12-25-E, block no. 5414, requirements for TM 9-6115-654-24P.

TECHNICAL MANUAL

NO. 9-6115-654-24P

HEADQUARTERS  
DEPARTMENTS OF THE ARMY  
WASHINGTON, D.C., 13 March 1992UNIT, DIRECT SUPPORT, AND GENERAL SUPPORT MAINTENANCE  
REPAIR PARTS AND SPECIAL TOOLS LIST

FOR

**GENERATOR SET ASSEMBLY  
COMMERCIAL MODEL CTMGSA-5,  
5 KW, 120 V, 60 HZ, SINGLE PHASE, TRAILER-MOUNTED  
(NSN 6115-01303-1484)**

Current as of November 26, 1991

**REPORTING ERRORS AND RECOMMENDING IMPROVEMENTS**

You can help improve this manual. If you find any mistakes, or if you know of a way to improve these procedures, please let us know. Mail your letter or DA Form 2028 (Recommended Changes to Publications and Blank Forms), or DA Form 2028-2 located in the back of this manual directly to: Commander, US Army Aviation and Troop Command, ATTN: AMSAT-I-MP, 4300 Goodfellow Blvd., St. Louis, MO 63120-1798. You may also submit your recommended changes by E-mail directly to <mpmt%/oavma28@st-louis-emh7.army.mil>. A reply will be furnished directly to you. Instructions for sending an electronic 2028 may be found at the back of this manual immediately preceding the hard copy 2028.

**DISTRIBUTION STATEMENT** - Distribution authorized to U.S. Government agencies only due to limited rights to data. This determination was made on 23 October 1989. Other requests for this document will be referred to Commander, USAATCOM, ATTN: AMSAT-D-WCG, 4300 Goodfellow Blvd., St. Louis, MO 63120-1798.

**DESTRUCTION NOTICE** -For unclassified, limited documents, destroy by any method that will prevent disclosure of contents or reconstruction of the document.

**TABLE OF CONTENTS**

		PAGE	ILLUS/ FIGURE
Section I	INTRODUCTION .....	1	
Section II	REPAIR PARTS LIST .....	1-1	
Group 01	Frame and Housing		
	Enclosure Roof and Top Tray .....	1-1	1
	Enclosure Bulkhead and Side Panels.....	2-1	2
	Engine End Panel and Access Door.....	3-1	3
	Battery Tray and Holdown .....	4-1	4
	Engine & Generator Installation .....	5-1	5
	Control Panel Frame .....	6-1	6
	Base Assembly .....	7-1	7
Group 02	Engine Assembly .....	8-1	8
	Vibration Isolators .....	9-1	9
	Crankcase Breather.....	10-1	10
	Valve Cover .....	11-1	11

## TABLE OF CONTENTS (CONT)

	PAGE	ILLUS/ FIGURE
Rocker Arm Assembly .....	12-1	12
Intake/Exhaust Manifolds .....	13-1	13
Cylinder Head Assembly .....	14-1	14
Cylinder .....	15-1	15
Piston and Connecting Rod Assemblies .....	16-1	16
Front Cover and Balance Shaft .....	17-1	17
Block and Crankshaft.....	18-1	18
Crankshaft .....	19-1	19
Group 03      Lubrication System		
Oil Filter, Pan, and Drain Valve .....	20-1	20
Oil Dipstick and Filler .....	21-1	21
Oil Lines and Fittings .....	22-1	22
Oil Pump Assembly .....	23-1	23
Group 04      Fuel System		
Air Cleaner Assembly .....	24-1	24
Fuel Tank, Strainer, and Fuel Level.....	25-1	25
Fuel Tank Lines, Valves, and Fittings.....	26-1	26
Fuel Water Separator and Fuel Pump.....	27-1	27
Engine Fuel Lines .....	28-1	28
Fuel Injection Pump .....	29-1	29
Fuel Injector .....	30-1	30
Governor .....	31-1	31
Fuel Control Linkage .....	32-1	32
Air Duct .....	34-1	34
Heater Plug .....	35-1	35
Group 05      Exhaust System Muffler .....	36-1	36
Group 06      D.C. Electrical and Control System		
Battery Cables .....	37-1	37
Alternator and Regulator .....	38-1	38
Battery Charger Assist .....	39-1	39
Wiring Harness .....	40-1	40
Starter .....	41-1	41
Engine Switches .....	42-1	42
Low Fuel Switch .....	43-1	43
Fuel Solenoid .....	44-1	44
Engine Relays .....	45-1	45
Cooling Fan .....	46-1	46
Control Panel .....	47-1	47

## TABLE OF CONTENTS (CONT)

		PAGE	ILLUS/ FIGURE
GROUP 07	AC Power Generation and Control System		
	AC Wiring Harnesses .....	48-1	48
	Generator Select Switch Box Assembly .....	49-1	49
	Circuit Breaker, Receptacle, and Fuse .....	50-1	50
	Generator-Exciter and Voltage Regulator .....	51-1	51
GROUP 08	Trailer		
	Wiring Harness .....	52-1	52
	Voltage Converter Box Assembly (24 v to 12 v) .....	53-1	53
	Electrical Lights .....	54-1	54
	Lunette .....	55-1	55
	Current Transformer .....	56-1	56
	Brakes .....	57-1	57
	Brake Lines and Fittings .....	58-1	58
	Handbrake and Linkage .....	59-1	59
	Wheel Assembly .....	60-1	60
	Axle Assembly .....	61-1	61
	Wheel Bearings .....	62-1	62
	Springs and Shock Absorbers .....	63-1	63
	Jack Assemblies .....	64-1	64
	Fenders .....	65-1	65
	Structure .....	66-1	66
GROUP 09	Accessories		
	Chock Blocks and Reflectors .....	67-1	67
	Safety Chains and Ground Rod .....	68-1	68
	Fire Extinguisher and Tool Box .....	69-1	69
GROUP 10	Bulk Materials List .....	Bulk-1	
Section III.	SPECIAL TOOLS LIST		
	Special Tools .....	70-1	70
Section IV.	CROSS-REFERENCES INDEXES .....	I-1	
	NATIONAL STOCK NUMBER INDEX .....	I-1	
	PART NUMBER INDEX .....	I-6	
	FIGURE AND ITEM NUMBER INDEX .....	I-26	

## SECTION I. INTRODUCTION

**1. SCOPE.** This RPSTL lists and authorizes spares and repair parts; special tools; special test, measurement, and diagnostic equipment (TMDE); and other special support equipment required for performance of unit, direct support, and general support maintenance of the Lubricating and Service Unit, Model ENGR3A. It authorizes the requisitioning, issue, and disposition of spares, repair parts and special tools as indicated by the source, maintenance and recoverability (SMR) codes.

**2. GENERAL.** In addition to this section, Introduction, this Repair Parts and Special Tools List is divided into the following sections:

**a. Section II. Repair Parts List.** A list of spares and repair parts authorized by this RPSTL for use in the performance of maintenance. The list also includes parts which must be removed for replacement of the authorized parts. Parts lists are composed of functional groups in ascending alphanumeric sequence, with the parts in each group listed in ascending figure and item number sequence. Bulk materials are listed in item name sequence. Repair parts kits are listed separately in their own functional group within Section II. Repair parts for repairable special tools are also listed in this section. Items listed are shown on the associated illustration(s)/figure(s).

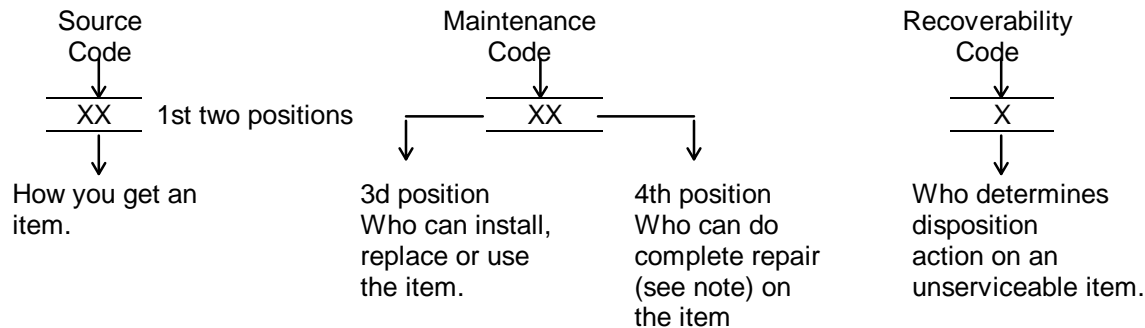
**b. Section III. Special Tools List.** A list of special tools, special TMDE, and other special support equipment authorized by this RPSTL (as indicated by Basis of Issue (BOI) information in DESCRIPTION AND USABLE ON CODE column) for the performance of maintenance.

**c. Section IV. Cross-references Indexes.,** A list, in National Item Identification Number (NIIN) sequence, of all National stock numbered items appearing in the listing, followed by a list in alphanumeric sequence of all part numbers appearing in the listings. National stock numbers and part numbers are cross referenced to each illustration figure and item number appearance. The figure and item number index lists figure and item number in alphanumeric sequence and cross references NSN, CAGEC and part number.

**3. EXPLANATION OF COLUMNS (SECTIONS II AND III).**

**a. ITEM NO. (Column (1)).** Indicates the number used to identify items called out in the illustration.

**b. SMR Code (Column (2)).** The Source, Maintenance, and Recoverability (SMR) code is a 5-position code containing supply/requisitioning information, maintenance category authorization criteria, and disposition instruction, as shown in the following breakout:



\* Complete Repair: Maintenance capacity, capability, and authority to perform all corrective maintenance tasks of the "Repair" function in a use/user environment in order to restore serviceability to a failed item.

(1) Source Code. The source code tells you how to get an item needed for maintenance, repair, or overhaul of an end item/equipment. Explanations of source codes follows:

Code	Explanation
PA PB PC** PD PE PF PG  KD KF KB	<p>Stocked items; use the applicable NSN to request(requisition items with these source codes. They are authorized to the category indicated by the code entered in the 3rd position of the SMR code.</p> <p>**NOTE: Items coded PC are subject to deterioration.</p> <p>Items with these codes are not to be requested/requisitioned individually. They re part of a kit which is authorized to the maintenance category indicated in the 3rd position of the SMR code. The complete kit must be requisitioned and applied.</p>

	Explanation
MO- (Made at Unit/AVUM Level) MF- (Made at DS/AVUM Level) MH- (Made at GS Level) ML- (Made at Specialized Repair Activity (SRA)) MD- (Made at Depot)	<p>Items with these codes are not to be requested/requisitioned individually. They must be made from bulk material which is identified by the part number in the DESCRIPTION and USABLE ON CODE (UOC) column and listed in the Bulk Material group of the repair parts list in this RPSTL. H the item is authorized to you by the 3rd position code of the SMR code, but the source code indicates it is made at a higher level, order the item from the higher level of maintenance.</p>



AO-	(Assembled by Unit/AVUM Level)
AF-	(Assembled by DS/AVIM Level)
AH-	(Assembled by GS Category)
AL-	(Assembled by SRA)
AD-	(Assembled by Depot)

Items with these codes are not to be requested/ requisitioned individually. The puts that make up the assembled item must be requisitioned or fabricated and assembled at the level of maintenance indicated by the source code. H the 3rd position code of the SMR code authorizes you to replace the item, but the source code indicates the items are assembled at a higher level, order the item from the higher level of maintenance.

Code	Explanation
XA-	Do not requisition "XA"-coded item. Order its next higher assembly. (Refer to the NOTE below.)
XB-	If an "XB" item is not available from salvage, order it using the FSCM and part number given.
XC-	Installation drawing, diagram, instruction sheet, field service drawing, that is identified manufacturer's part number.
XD-	Item is not stocked. Order an "XD"-coded item through normal supply channels using the FSCM and part number given, if no NSN is available.

### NOTE

Cannibalization or controlled exchange, when authorized, may be used as a source of supply for items with the above source codes, except for those source coded "XA" or those aircraft support items restricted by requirements of AR 750-

**(2) Maintenance Code.** Maintenance codes tells you the level(s) of maintenance authorized to USE and REPAIR support items. The maintenance codes are entered in the third and fourth positions of the SMR code as follows:

(a) The maintenance code entered in the third position tells you the lowest maintenance level authorized to remove, replace, and use an item. The maintenance code entered in the third position will indicate authorization to one of the following levels of maintenance.

Code	Application/Explanation
C -	Crew or operator maintenance done within organizational or aviation unit maintenance.
O -	Organizational or aviation unit category can remove, replace, and use the item.

- F - Direct support or aviation intermediate level can remove, replace, and use the item.
- H - General support level can remove, replace, and use the item.
- L - Specialized repair activity can remove, replace, and use the item.
- D - Depot level can remove, replace, and use the item.

**(b)** The maintenance code entered in the fourth position tells whether or not the item is to be repaired and identifies the lowest maintenance level with the capability to do complete repair (i.e. perform all authorized repair functions.) NOTE: Some limited repair may be done on the item at a lower level of maintenance, if authorized by the Maintenance Allocation Chart (MAC) and SMR codes. This position will contain one of the following maintenance codes.

Code    Application/Explanation

- O - Organizational or (aviation unit) is the lowest level that can do complete repair of the item.
- F - Direct support or aviation intermediate is the lowest level that can do complete repair of the item.
- H - General Support is the lowest level that can do complete repair of the item.
- L - Specialized repair activity is the lowest level that can do complete repair of the item.
- D - Depot is the lowest level that can do complete repair of the item.
- Z - Nonreparable. No repair is authorized.
- B - No repair is authorized. (No parts or special tools are authorized for the maintenance of a "B" coded item). However, the item may be reconditioned by adjusting, lubricating, etc., at the user level.

**(3) Recoverability Code.** Recoverability codes are assigned to items to indicate the disposition action on unserviceable items. The recoverability code is entered in the fifth position of the SMR Code as follows:

Recoverability Codes	Application/Explanation
Z	- Nonreparable item. When unserviceable, condemn and dispose of the item at the level of maintenance shown in 3d position of SMR Code.
O	- Reparable item. When not economically reparable, condemn and dispose of the item at organizational or aviation unit level
F	- Reparable item. When uneconomically reparable, condemn and dispose of the item at the direct support or aviation intermediate level
H	- Reparable item. When uneconomically reparable, condemn and dispose of the item at the general support level.
D	- Reparable item. When beyond lower level repair capability, return to depot. Condemnation and disposal of item not authorized below depot level.
L	- Reparable item. Condemnation and disposal not authorized below specialized repair activity (SRA).
A	- Item requires special handling or condemnation procedures because of. specific reasons (e.g., precious metal content, high dollar value, critical material, or hazardous material). Refer to appropriate manuals/directives for specific instructions.

**c. CAGEC (Column (3)).** The Commercial and Government Entity Code (CAGEC) is a 5-digit numeric code which is used to identify the manufacturer, distributor, or Government agency, etc., that supplies the item.

**d. PART NUMBER (Column (4)).** Indicates the primary number used by the manufacturer, (individual, company, firm, corporation, or Government activity), which controls the design and characteristics of the item by means of its engineering drawings, specifications standards, and inspection requirements to identify an item or range of items.

#### NOTE

When you use an NSN to requisition an item, the item you receive may have a different part number from the part ordered.

**e. DESCRIPTION AND USABLE ON CODE (UOC) (Column (5)).** This column includes the following information:

- (1) The Federal item name and, when required, a minimum description to identify the item.
- (2) The physical security classification of the item is indicated by the parenthetical entry, e.g., PhySec CI - Confidential, Phy Sec CI (S) - Secret, Phy Sec C1 (T) - Top Secret.
- (3) Items that are included in kits and sets are listed below the name of the kit or set;
- (4) Spare/repair parts that make up an assembled item are listed immediately following the assembled item line entry.
- (5) Part numbers for bulk materials are referenced in this column in the line item entry for the item to be manufactured/fabricated.
- (6) When the item is not used with all serial numbers of the same model the effective serial numbers are shown on the last line(s) of the description (before UOC).
- (7) The usable on code, when applicable (see paragraph 5, Special Information).
- (8) In the Special Tools List section, the basis of issue (BOI) appears as the last line(s) in the entry for each special tool, special TMDE, and other special support equipment. When density of equipments supported exceeds density spread indicated in the basis of issue, the total authorization is increased proportionately.
- (9) The statement "END OF FIGURE" appears just below the last item description in Column 5 for a given figure in both Section II and Section III.
- (10) The indenture, shown as dots appearing before the repair part, indicates that the item is a repair part of the next higher assembly.

**f. QTY (Column (6)).** The QTY (quantity per figure column) indicates the quantity of the item used in the breakout shown on the illustration figure, which is prepared for a functional group, subfunctional group, or an assembly. A "V" appearing in this column in lieu of a quantity indicates that the quantity is variable and may vary from application to application.

#### 4. EXPLANATION OF COLUMNS (SECTION IV).

##### a. NATIONAL STOCK NUMBER (NSN) INDEX.

(1) **STOCK NUMBER column.** This column lists the NSN by National item identification number (NIIN) sequence. The NIIN consists of the last nine digits of the NSN, i.e.

NSN
<hr style="width: 100%; border: 0.5px solid black;"/>
5305-01-574-1467
NIIN

When using this column to locate an item, ignore the first 4 digits of the NSN. However, the complete NSN should be used when ordering items by stock number.

(2) **FIG. column.** This column lists the number of the figure where the item is identified/located. The figures are in numerical order in Section II and Section III.

(3) **ITEM column.** The item number identifies the item associated with the figure listed in the adjacent FIG. column. This item is also identified by the NSN listed on the same line.

**b. PART NUMBER INDEX.** Part numbers in this index are listed by part number in ascending alphanumeric sequence (i.e., vertical arrangement of letter and number combination which places the first letter or digit of each group in order A through Z, followed by the numbers 0 through 9 and each following letter or digit in like order).

(1) **CAGEC column.** The Commercial and Government Entity Code (CAGEC) is a 5-digit numeric code used to identify the manufacturer, distributor, or Government agency, etc., that supplies the item.

(2) **PART NUMBER column.** Indicates the primary number used by the manufacturer (individual, firm, corporation, or Government activity), which controls the design and characteristics of the item by means of its engineering drawings, specifications standards, and inspection requirements to identify an item or range of items.

(3) **STOCK NUMBER column.** This column lists the NSN for the associated part number and manufacturer identified in the PART NUMBER and CAGEC columns to the left.

(4) **FIG. column.** This column lists the number of the figure where the item is identified/located in Sections II and III.

(5) **ITEM column.** The item number is that number assigned to the item as it appears in the figure referenced in adjacent figure number column.

##### c. FIGURE AND ITEM NUMBER INDEX.

(1) **FIG. column.** This column lists the number of the figure where the item is identified/located in Section II and III.

**(2) ITEM column.** The item number is that number assigned to the item as it appears in the figure referenced in the adjacent figure number column.

**(3) STOCK NUMBER column.** This column lists the NSN for the item.

**(4) FSCM column.** The Commercial and Government Entity Code (FSCM) is a 5-digit numeric code used to identify the manufacturer, distributor, or Government agency, etc., that supplies the item.

**(5) PART NUMBER column.** Indicates the primary number used by the manufacturer (individual, firm, corporation, or Government activity), which controls the design and characteristics of the item by means of its engineering drawings, specifications standards, and inspection requirements to identify an item or range of items.

## 5. SPECIAL INFORMATION.

**a. USABLE ON CODE.** The usable on code appears in the lower corner of the Description column heading. Usable on codes are shown as "UOC: ..... " in the Description Column (justified left) on the last line applicable item description/nomenclature. Uncoded items are applicable to all models.

**b. FABRICATION INSTRUCTIONS.** Bulk materials required to manufacture items are listed in the Bulk Material Functional Group of this RPSTL. Part numbers for bulk materials are also referenced in the description column of the line item entry for the item to be manufactured/fabricated. Detailed fabrication instructions for items source codes to be manufactured or fabricated are found in TM 9-6115-654-14.

**c. ASSEMBLY INSTRUCTION.** Detailed assembly instructions for items source coded to be assembled from component spare/repair parts are found in TM 9-6115-654-14. Items that make up the assembly are listed immediately following the assembly item entry or reference is made to an applicable figure.

**d. KITS.** Line item entries for repair parts kits appear in a group in Section II (see table of contents).

**e. ASSOCIATED PUBLICATIONS.** The publication listed below pertains to the 120V, 60 Hz, Single-Phase 5 kW Commercial Trailer-Mounted Generator Set Assembly.

Publication	Short Title
TM 9-6115-654-14	CTMGSA5KW
TB 5-6115-635-23	Warranty Technical Bulletin

## **6. HOW TO LOCATE REPAIR PARTS.**

### **a. When National Stock Number or Part Number is NOT Known.**

(1) **First.** Using the table of contents, determine the assembly group or subassembly group to which the item belongs. This is necessary since figures are prepared for assembly groups and subassembly groups, and listings are divided into the same groups.

(2) **Second.** Find the figure covering the assembly group or subassembly group to which the item belongs.

(3) **Third.** Identify the item on the figure and note the item number.

(4) **Fourth.** Refer to the Repair Parts List for the figure to find the part number for the item number noted on the figure.

(5) **Fifth.** Refer to the Part Number Index to find the NSN, if assigned.

### **b. When National Stock Number or Part Number is Known.**

(1) **First.** Using the Index of National Stock Numbers and Part Numbers, find the pertinent National Stock Number or Part Number. The NSN index is in National Item Identification Number (NIIN) sequence (see c-4a.(1)). The part numbers in the Part Number index are listed in ascending alphanumeric sequence (see paragraph c-4.b). Both indexes cross-reference you to the illustration figure and item number of the item you are looking for.

(2) **Second.** After finding the figure and item number, verify that the item is the one you are looking for, then locate the item number in the repair parts list for the figure.

## **7. ABBREVIATIONS.** Abbreviations used in this manual are listed in MIL-STD-12.

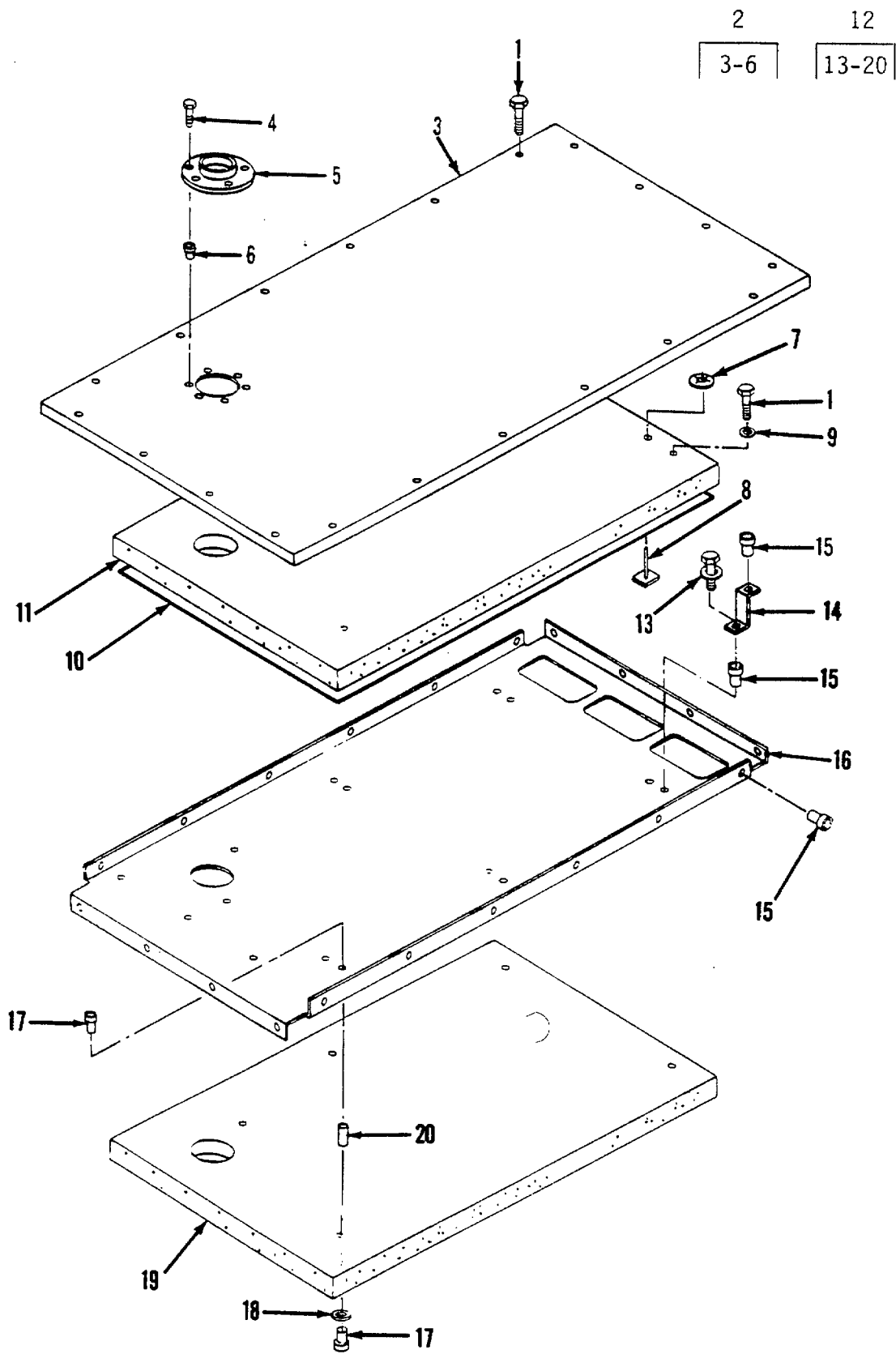
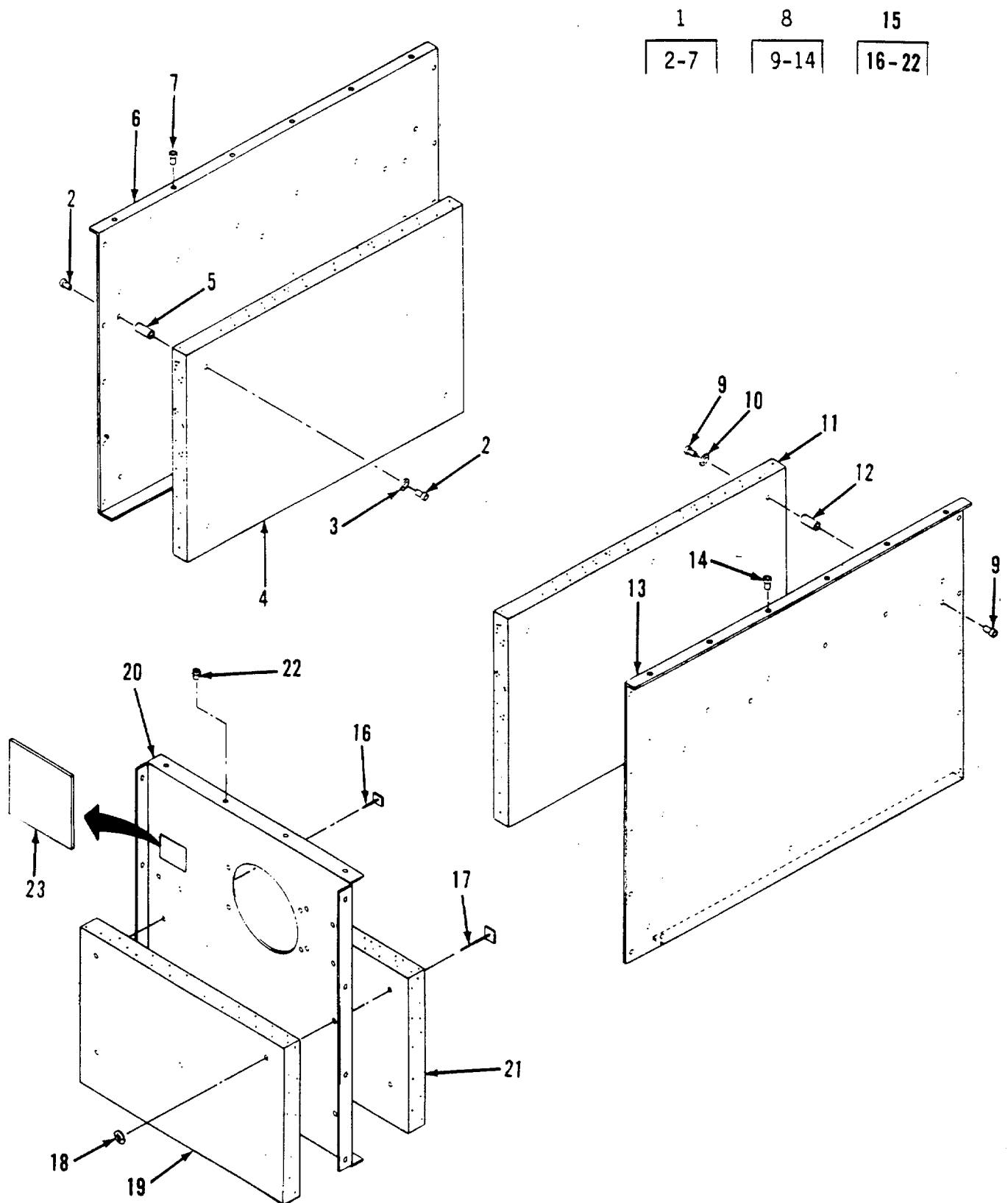


Figure 1. Enclosure Roof and Top Tray



SECTION II		TM9-6115-654-24P			
(1)	(2)	(3)	(4)	(5)	(6)
ITEM NO	SMR CODE	CAGEC	PART NUMBER	DESCRIPTION AND USABLE ON CODES(UOC)	QTY
GROUP 01 FRAME AND HOUSING					
FIG. 1 ENCLOSURE ROOF AND TOP TRAY					
1	PAOZO	96906	MS90725-3	..SCREW,CAP,HEXAGON H 1/4IN.-20 X.....	44
				1/2IN. LG.....	
2	XDFFF	81381	MPB-0028	..ROOF PANEL SUB-ASSY .....	1
3	XDFFF	81381	91097	...PANEL, ENCLOSURE .....	1
4	PAFZO	96906	MS90725-6	...SCREW,CAP,HEXAGON H 1/4-20 X 3/.....	6
				4 LG.....	
5	XDFZZ	76700	Q33714	...FLANGE, EXHAUST .....	1
6	PAFZZ	84256	APS-5-420-165	...INSERT,FEMALE 1/4IN.-20UNC .....	6
7	PAFZZ	84483	K150-FY-12	..RETAINER, PUSH-ON 1-1/2IN. OD X.....	4
				1/8IN. ID.....	
8	PAFZZ	84483	500-069	..SPINDLE 2IN. WITH 2IN. SQUARE .....	4
				PERFORATED BACKING.....	
9	PAOZZ	66920	H23997	..WASHER, FLAT .281 ID .....	6
10	XDFZZ	81381	91100	..INSULATION,RETAINER .....	1
11	PBFZZ	81381	91105	..INSULATION,PANEL .....	1
12	XDFFF	81381	MPB-0024	..TOP TRAY SUB-ASSY .....	1
13	PAFZO	96906	MS90725-3	...SCREW,CAP,HEXAGON H 1/4IN.-20 X.....	6
				1/2IN. LG.....	
14	XDFZZ	81381	91651	...BRACKET,MOUNTING .....	6
15	PAFZZ	84256	APS-5-420-165	...INSERT,FEMALE 1/4IN.-20UNC .....	38
16	XDFFF	81381	91098	...PANEL, ENCLOSURE.....	1
17	PAFZZ	81349	M24243/1F40.4	...RIVET,BLIND 3/16IN. DIA - .....	12
				.395IN. LG.....	
18	PAFZZ	96906	MS27183-48	...WASHER,FLAT .250IN. ID .....	6
19	PBFZZ	81381	91106	...PANEL,INSULATION .....	1
20	PAFZZ	06540	99287	...SPACER .194IN, ID - .312IN. OD .....	6
				X 2IN. LG.....	

END OF FIGURE



SECTION II		TM9-6115-654-24P			
(1)	(2)	(3)	(4)	(5)	(6)
ITEM	SMR		PART		
NO	CODE	CAGEC	NUMBER	DESCRIPTION AND USABLE ON CODES(UOC)	QTY
GROUP 01 FRAME AND HOUSING					
FIG. 2 ENCLOSURE BULKHEAD AND SIDE PANELS					
1	XDFFF	81381	MPB-0030	..SIDE,PANEL,LEFT .....	1
2	PAFZZ	29666	MGLP-R6-4	...RIVET,BLIND 3/16IN.DIA X.....	12
				..395IN. LG.....	
3	PAFZZ	96906	MS27183-48	...WASHER,FLAT .250 IN. DIA .....	6
4	PBFZZ	81381	91107	...INSULATION,PANEL .....	1
5	PAFZZ	06540	99287	...SPACER .194 ID .312 OD X 2 IN.....	6
				LG.....	
6	XDFFF	81381	91096	...PANEL,ENCLOSURE .....	1
7	PAFZZ	84256	APS-5-420-165	...INSERT,FEMALE 1/4IN.-20UNC .....	6
8	XDFFF	81381	MPB-0029	..SIDE PANEL,RIGHT .....	1
9	PAFZZ	29666	MGLP-R6-4	...RIVET,BLIND 3/16 IN. DIA - .395 .....	11
				IN. LG.....	
10	PAFZZ	96906	MS27183-48	...WASHER,FLAT .250 ID .....	6
11	PBFZZ	81381	91107	INSULATION,PANEL .....	1
12	PAFZZ	06540	99287	...SPACER .194 ID, .312 OD X 2 IN.....	6
				LG.....	
13	XDFFF	81381	91226	...PANEL, ENCLOSURE .....	1
14	PAFZZ	84256	APS-5-420-165	...INSERT,FEMALE 1/4IN.-20UNC .....	6
15	XDFFF	81368	MPB-0022	..ENGINE END BULKHEAD .....	1
16	PAFZZ	84483	500-069	..SPINDLE 2IN. LG WITH 2IN. SQUARE .....	1
				PERFORATED BACKING.....	
17	PAFZZ	84483	500-074	..SPINDLE 4IN. WITH 2IN. SQUARE .....	4
				PERFORATED BACKING.....	
18	PAFZZ	84483	K150-FY-12	..RETAINER, PUSH-ON 1-1/2IN. OD X.....	5
				1/8IN. ID.....	
19	PBFZZ	81381	91108	..INSULATION,PANEL .....	1
20	XDFFF	81381	91099	..PANEL,ENCLOSURE .....	1
21	PBFZZ	81381	91109	..INSULATION,PANEL .....	1
22	PAFZZ	84256	APS-5-420-165	..INSERT,FEMALE 1/4IN.-20UNC .....	20
23	XDOZZ	81381	12901012	..NAMEPLATE CAUTION KEEP HANDS CLEAR.....	2

END OF FIGURE

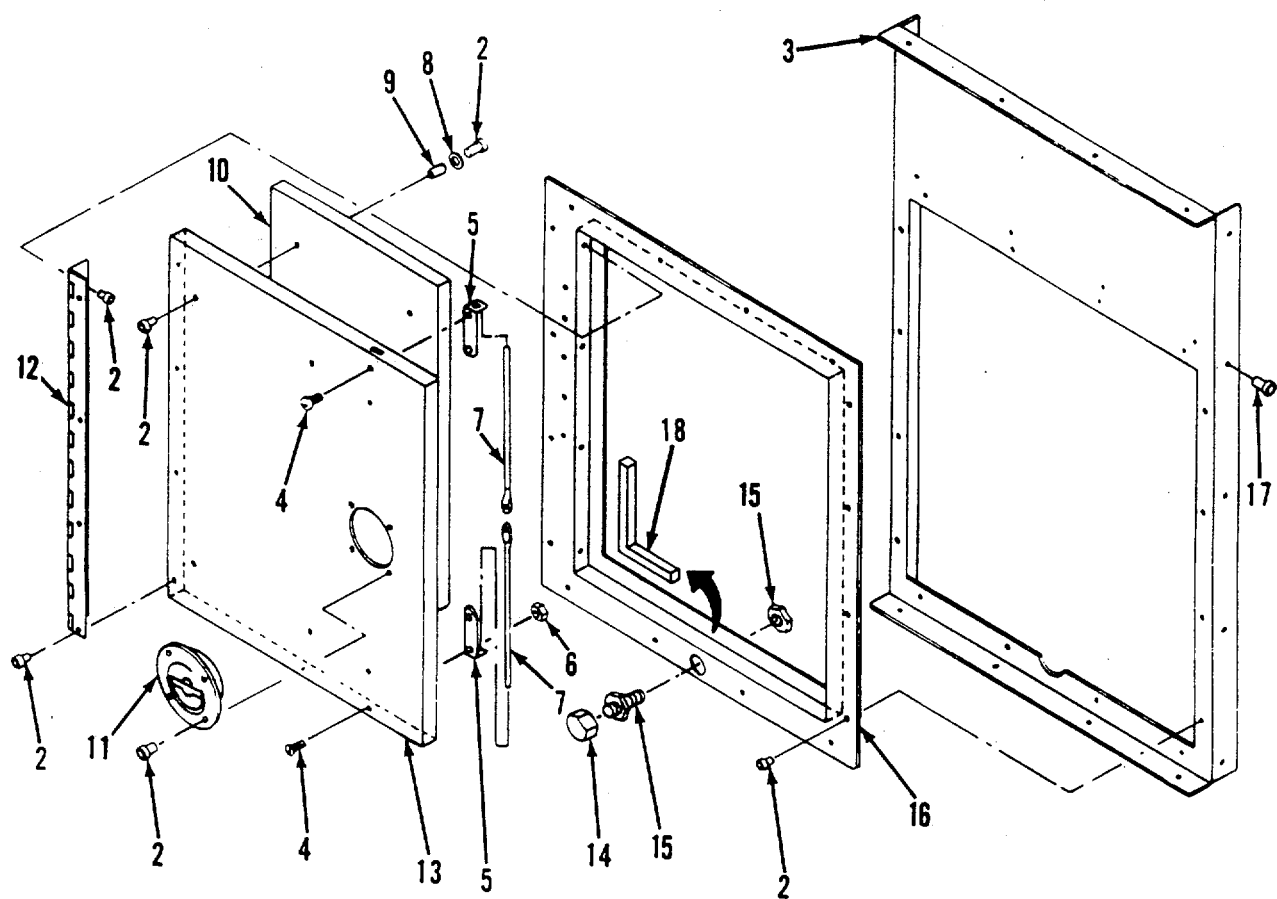


Figure 3. Engine End Panel and Access Door

SECTION II		TM9-6115-654-24P			
(1)	(2)	(3)	(4)	(5)	(6)
ITEM NO	SMR CODE	CAGEC	PART NUMBER	DESCRIPTION AND USABLE ON CODES(UOC)	QTY
GROUP 01 FRAME AND HOUSING					
FIG. 3 ENGINE END PANEL AND ACCESS DOOR					
1	XDFFF	81381	MPB-0023	...DOOR, END PANEL .....	1
2	PAFZZ	29666	MGLP-R6-4	...RIVET,BLIND 3/16 IN. DIA- .....	35
				...395IN. LG.....	
3	XDFFF	81381	91094	...PANEL, ENCLOSURE .....	1
4	PAFZZ	96906	MS51958-63	...SCREW,MACHINE NO.10-32UNF-2A X.....	4
				1/2IN. LG.....	
5	XDFZZ	81381	99312	...GUIDE,ROD .....	2
6	PAFZZ	78189	511-101800-50	...NUT,SLF-LKG NO.10-32UNF .....	4
7	XDFZZ	81381	99311	... ROD, LATCH .....	2
8	PAFZZ	96906	MS27183-48	...WASHER,FLAT .250ID .....	4
9	PAFZZ	06540	99288	...SPACER .194 ID X .312 OD X 1.....	4
				IN. LG.....	
10	PCFZZ	81381	91111	...INSULATION,PANEL .....	1
11	PAFZZ	27182	102-S	...LOCK,FLUSH .....	1
12	MOOZZ	81381	91150	...HINGE, BUTT MAKE FROM P/N .....	1
				MS35823-6C, 23.50IN. LG.....	
13	XDFZZ	81381	91103	...DOOR, PANEL .....	1
14	PAFZZ	96906	MS51532B6	...CAP,TUBE 3/8IN. TUBE OD .....	1
15	PAFZZ	96906	MS51520B6	...NIPPLE,TUBE 37DEG. FLARED .....	1
16	XDFZZ	81381	91102	...FRAME, DOOR .....	1
17	PAFZZ	84256	APS-5-420-165	...INSERT,FEMALE 1/4IN.-20UNC .....	14
18	PAOZZ	13440	759CCA-1/2IN	...WEATHER STRIPPING .....	1

END OF FIGURE

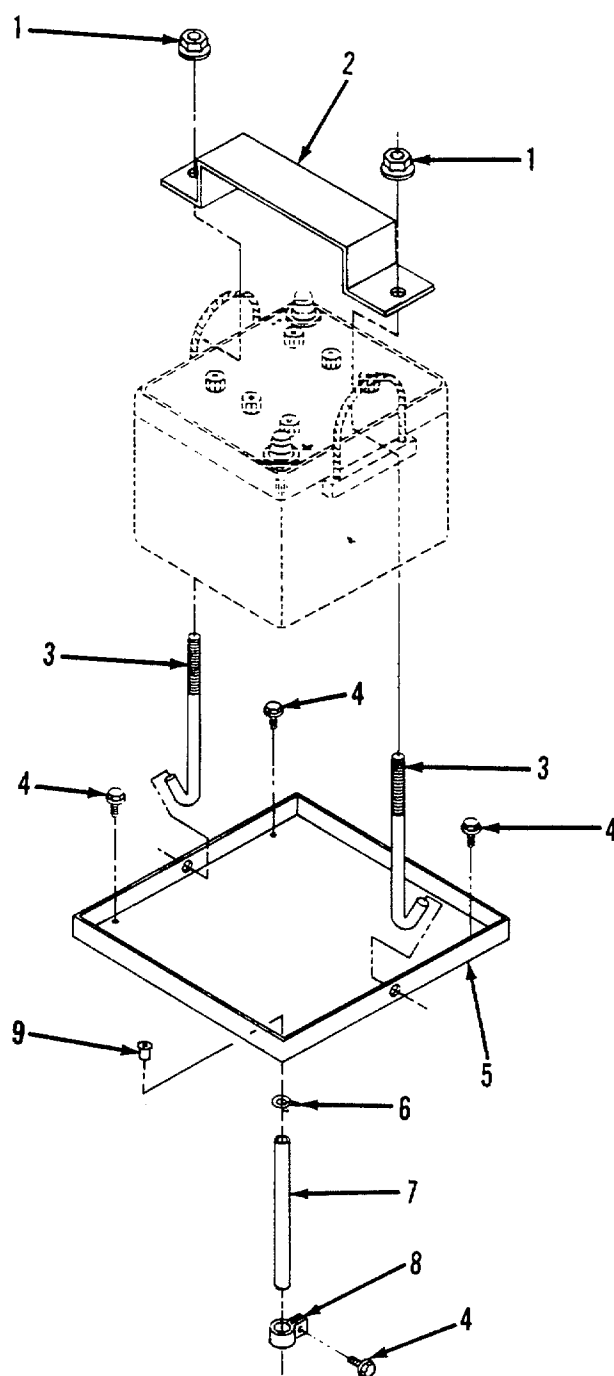


Figure 4. Battery Tray and Holddown

SECTION II		TM9-6115-654-24P			
(1)	(2)	(3)	(4)	(5)	(6)
ITEM	SMR		PART		
NO	CODE	CAGEC	NUMBER	DESCRIPTION AND USABLE ON CODES(UOC)	QTY

GROUP 01 FRAME AND HOUSING

FIG. 4 BATTERY TRAY AND HOLDDOWN

1	PAOZZ	96906	MS17829-4C	.NUT,SELF-LOCKING,HE 1/4IN.-20UNC.. .....	2
2	PAOZZ	81381	99409	.BRACKET,BTRY MTG .....	1
3	PAOZZ	81381	99410	.BOLT,HOOK 1/4-20UNC ACID RESISTANT .....	2
4	PAOZO	96906	MS90725-3	.SCREW,CAP,HEXAGON H 1/4-20X1/2IN. ....	5
				LG.....	
5	PAOZZ	81381	99408	.TRAY,BATTERY .....	1
6	PAOZZ	72741	590-020	.CLAMP,HOSE SPRING 1/2IN. OD .....	1
7	PAOZZ	81381	99745	.TUBE,BATTERY DRAIN .....	1
8	PAOZZ	01276	900729-2	.CLAMP,LOOP .562 ID .....	1
9	PAFZZ	84256	APS-5-420-165	..INSERT,FEMALE 1/4IN.-20UNC .....	1

END OF FIGURE

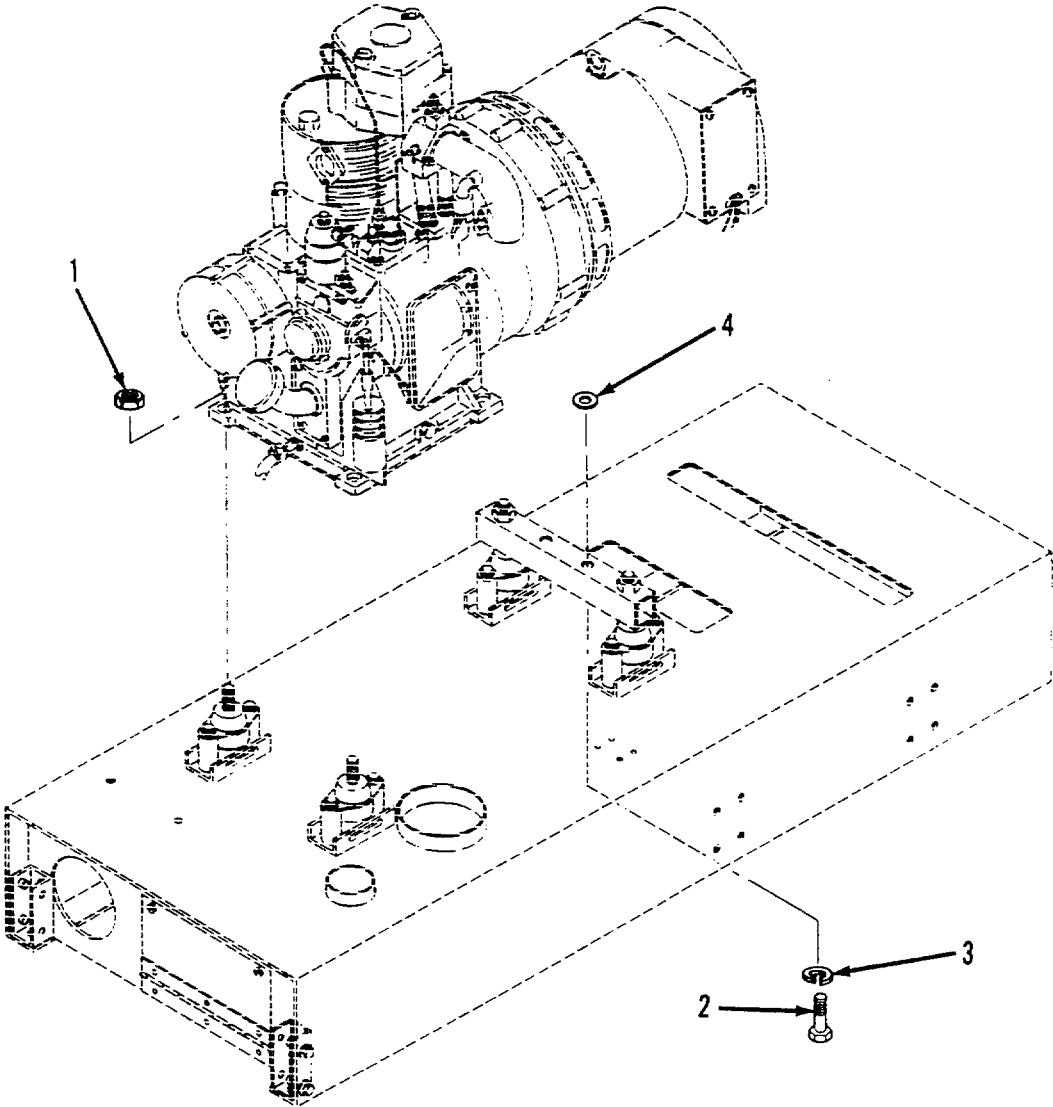


Figure 5. Engine & Generator Installation



SECTION II		TM9-6115-654-24P			
(1)	(2)	(3)	(4)	(5)	(6)
ITEM	SMR		PART		
NO	CODE	CAGEC	NUMBER	DESCRIPTION AND USABLE ON CODES(UOC)	QTY
GROUP 01 FRAME AND HOUSING					
FIG. 5 ENGINE AND GENERATOR INSTALLATION					
1	PAFZO	96906	MS21044N8	....NUT,SELF-LOCKING,HE 1/2IN.-..... 20UNF.....	2
2	PAFZO	96906	MS90725-67	....SCREW,CAP,HEXAGON H 3/8IN.-..... 16UNC X 2 1/4IN. LG .....	2
3	PAFZZ	96906	MS35338-27	....WASHER,LOCK .....	2
4	PAFZH	88044	AN970-6	....WASHER,FLAT 3/8IN.ID .....	2
END OF FIGURE					

13

14-19

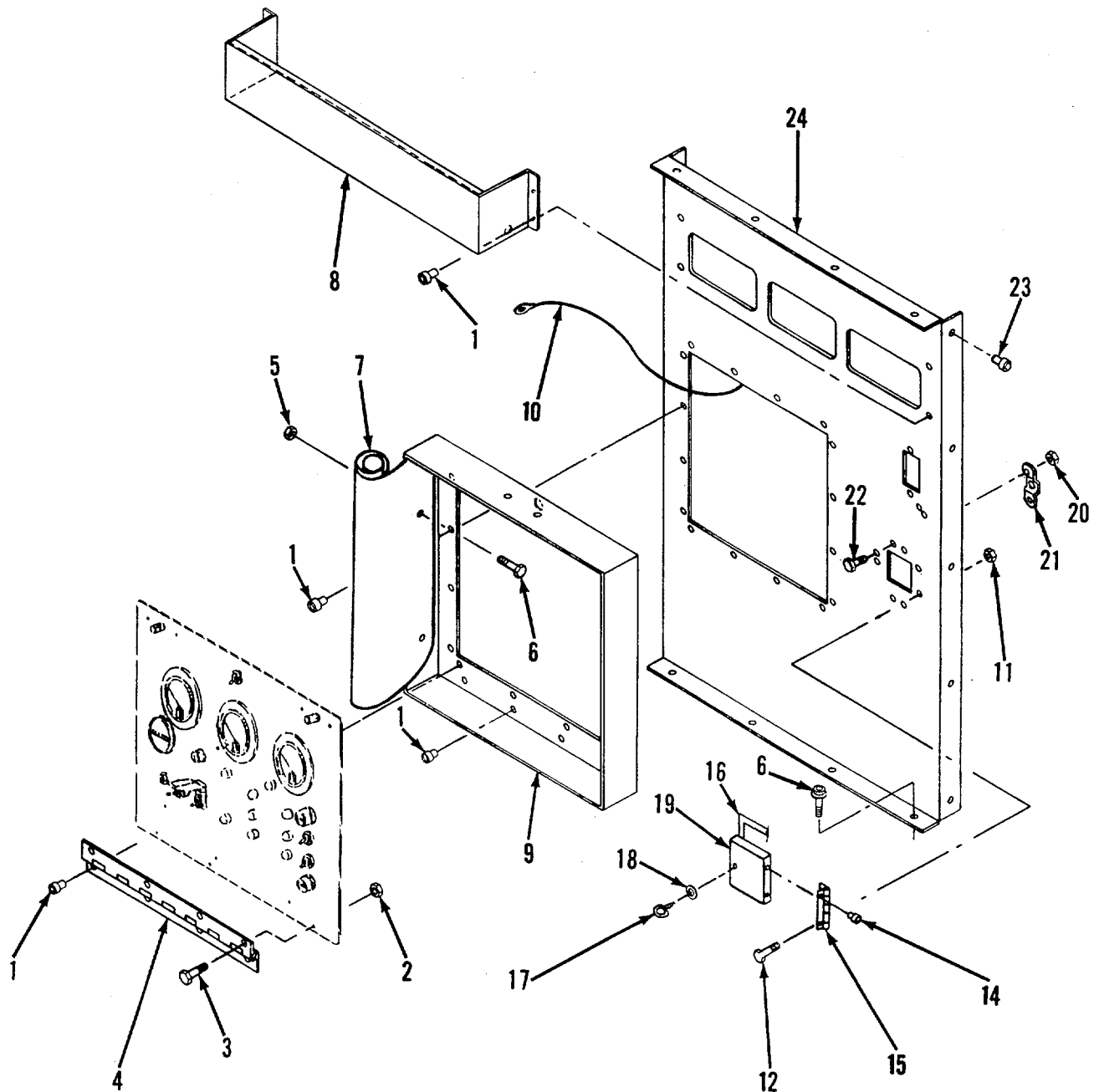


Figure 6. Control Panel Frame

SECTION II		TM9-6115-654-24P			
(1)	(2)	(3)	(4)	(5)	(6)
ITEM	SMR		PART		
NO	CODE	CAGEC	NUMBER	DESCRIPTION AND USABLE ON CODES(UOC)	QTY
GROUP 01 FRAME AND HOUSING					
FIG. 6 CONTROL PANEL FRAME					
1	PAOZZ	29666	MGLP-R6-4	... RIVET,BLIND 3/16IN. DIA - ..... .395IN. LG.....	24
2	PAOZZ	78189	511-081800-00	...NUT,PLAIN,ASSEMBLED NO.8-32UNC.....	4
3	PAOZZ	70318	8-32UNC-24X1/2LG	...SCREW, SLOTTED HEAD .....	4
4	MOOZZ	81381	91650	...HINGE,BUTT MAKE FROM P/N .....	1
5	PAOZZ	82465	31WLF1420	MS35823-6C, 13.00 IN LG.....	2
6	PAOZO	96906	MS90725-3	...NUT,PLAIN,EXTENDED 1/4IN.-20UNC..... ...SCREW,CAP,HEXAGON H 1/4IN.-20 X..... 1/2IN. LG.....	6
7	PAOZZ	81381	99984	...COVER,CONTROL PANEL .....	1
8	XDOZZ	81381	99254	...BAFFLE,AIR .....	1
9	XDOZZ	81381	91649	...FRAME,MOUNTING .....	1
10	PAOZZ	81381	99997	...WIRE,ROPE ASSEMBLY 18IN.NO. 8 .....	1
11	PAOZZ	82465	31WLF1024	WIRE WITH 2 NO.10 LUGS.....	2
12	PAOZZ	82465	31WLFS1024L1/2	...NUT, HEXAGON, LOCK NO.10-24UNC..... ...BOLT,HEX HEAD LOCK 10-24UNC X 1/..... 2IN. LG, .....	2
13	AOOOO	81381	99580	...COVER ASSEMBLY.....	1
14	PAOZZ	29666	MGLP-R6-4	...RIVET,BLIND 3/16IN. DIA- ..... .395IN. LG.....	2
15	MOOZZ	81381	99589	...HINGE,BUTT MAKE FROM P/N .....	1
16	PAOZZ	57137	150-1/8IN.-B-2 A L	MS35823-6C, 3.00 IN. LG..... ...WEATHER STRIP.....	1
17	PAOZZ	94222	85-16-880-16	...FASTENER .....	1
18	PAOZZ	80205	NAS1515HHL	...RETAINER .....	1
19	XDOZZ	81381	99594	...COVER,CIRCUIT BKR .....	1
20	PAOZZ	78189	511-061800-00	...NUT,PLAIN,ASSEMBLED NO.6-32UNC.....	2
21	PAOZO	94222	85-35-295-15	...RECEPTACLE,TURNLOCK .....	1
22	PAOZZ	96906	MS51957-31	...SCREW,MACHINE NO.6-32UNC X 5/..... 8IN. LG.....	2
23	PAOZZ	84256	APS-5-420-165	...INSERT,FEMALE 1/4IN.-20UNC .....	14
24	XDOOO	81381	91095	...PANEL,ENCLOSURE .....	1

END OF-FIGURE

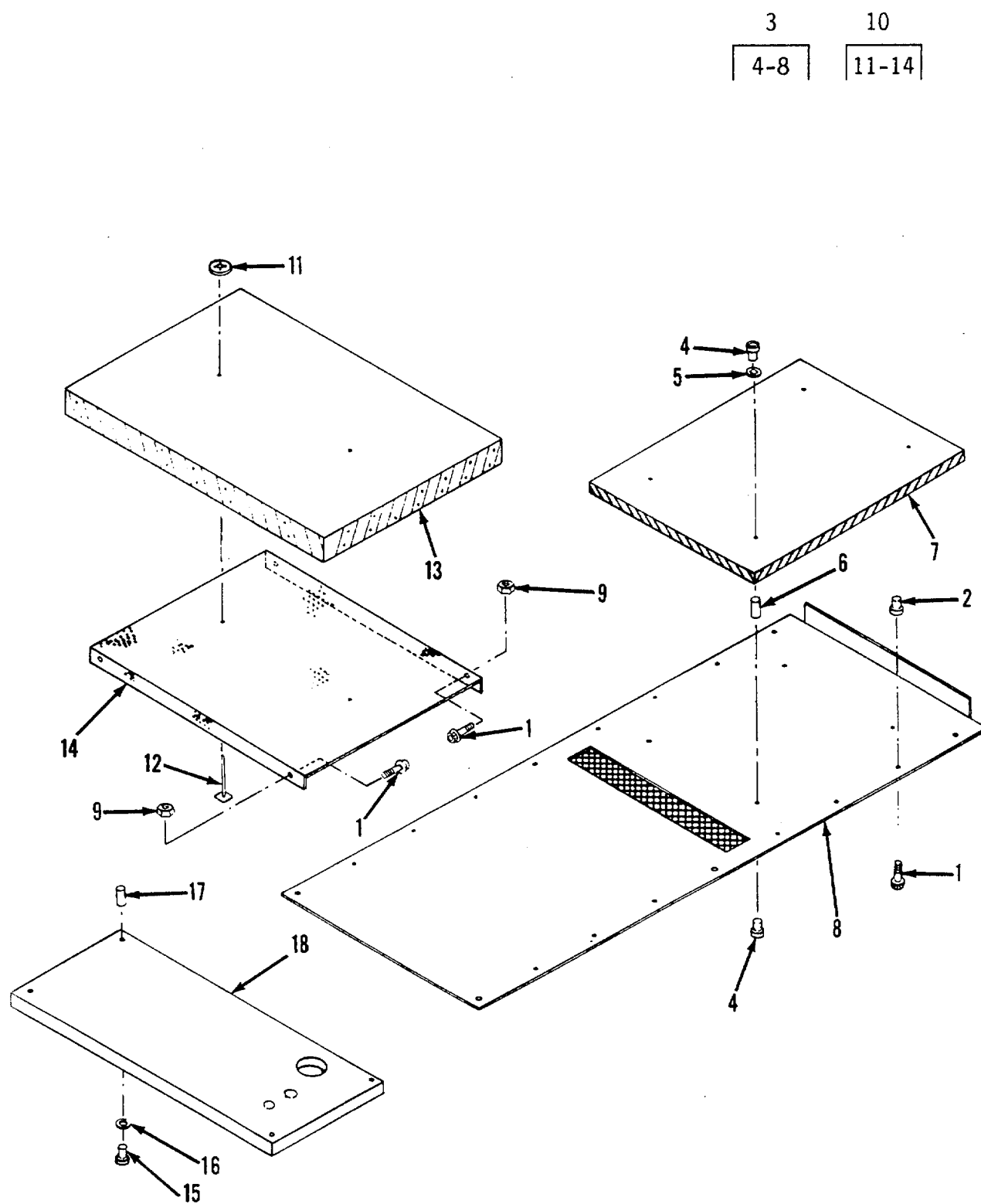


Figure 7. Base Assembly (Sheet 1 of 2)

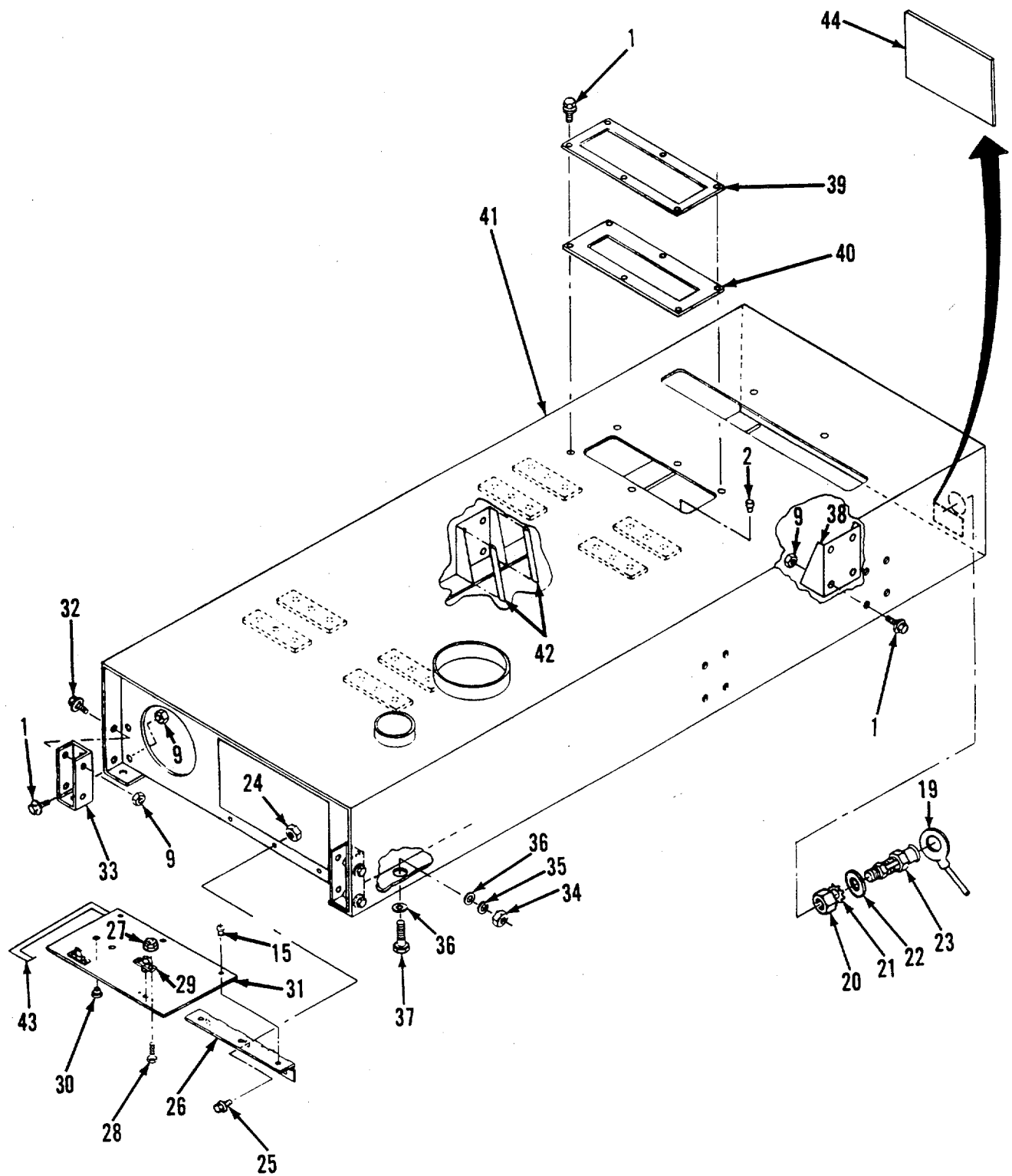


Figure 7. Base Assembly (Sheet 2 of 2)

SECTION II		TM9-6115-654-24P			
(1)	(2)	(3)	(4)	(5)	(6)
ITEM	SMR		PART		
NO	CODE	CAGEC	NUMBER	DESCRIPTION AND USABLE ON CODES(UOC)	QTY
GROUP 01 FRAME AND HOUSING					
FIG. 7 BASE ASSEMBLY					
1	PAFZO	96906	MS90725-6	.....SCREW,CAP,HEXAGON H 1/4IN.-.....	49
				200UNC X 3/4IN. LG.....	
2	PAFZZ	84256	APS-5-420-165	.....INSERT,FEMALE 1/4IN.-20UNC .....	50
3	XDFFF	81381	MPB-0025	.....BOTTOM PLATE .....	1
4	PAFZZ	29666	MGLP-R6-4	.....RIVET,BLIND 3/16IN. DIA-.....	8
				.395IN. LG.....	
5	PAFZZ	96906	MS27183-48	.....WASHER,FLAT .250IN. ID, .....	4
6	PAFZZ	06540	99287	.....SPACER .194IN. ID, .312IN. OD .....	4
				X 2IN. LG.....	
7	PBFZZ	81381	91576	.....INSULATION,PANEL .....	1
8	XDFZZ	81381	91577	.....PLATE, BOTTOM.....	1
9	PAFZZ	82465	32WLF-1420	.....NUT,SELF-LOCKING,HE 1/4IN.-.....	27
				20UNC.....	
10	XDFZZ	81381	MPB-0026	.....INSULATION TRAY.....	1
11	PAFZZ	84483	K150-FY-12	.....RETAINER, PUSH-ON 1/8IN. ID X.....	2
				1-1/2IN. OD.....	
12	PAFZZ	84483	500-069	.....SPINDLE.....	2
13	PAFZZ	81381	91575	.....INSULATION,PANEL 2 IN. WITH.....	1
				SQUARE PERFORATED BACKING.....	
14	XDFZZ	81381	91574	.....INSULATION,TRAY.....	1
15	PAFZZ	29666	MGLP-R6-4	.....RIVET,BLIND.....	11
16	PAFZZ	96906	MS27183-48	.....WASHER,FLAT .250IN. ID, .....	4
17	PAFZZ	06540	99288	.....SPACER .....	4
18	PAFZZ	81381	99924	.....INSULATION,PANEL .....	11
19	MFFZZ	81381	99978	.....CABLE ASSEMBLY 6AWG, 13IN. LG .....	1
				WIRE NSN6145005786594, TERMINAL NSN.	
20	PAFZO	96906	MS51971-1	.....NUT,PLAIN,HEXAGON ,1/4IN-.....	1
				20UNC-2B.....	
21	PAFZZ	96906	MS35335-61	.....WASHER,LOCK 1/4IN.ID .....	1
22	PAFZZ	81381	12884903	.....PLATE,SPACER.....	1
23	PAFZO	30554	69-692-3	.....TERMINAL,STUD.....	1
24	PAFZZ	82465	31WLF1032	.....NUT, HEXAGON,LOCK NO. 10-32UNF .....	3
25	PAFZZ	82465	31WLFS1032X1/2	.....BOLT,SLF-LKG NO.10-32UNF X 1/.....	3
				2IN.....	
26	MOOZZ	81381	99936	.....HINGE,BUTT MAKE FROM P/N .....	1
				MS35823-6C, 9.50IN. LG.....	
27	PAFZZ	82465	31WLF632	.....NUT,HEXAGON LOCK NO.6-32UNF...	4
28	PAFZZ	82465	31WLFS632X1/2	.....BOLT,HEX HEAD,LOCK NO.6-32UNC.....	4
				X 1/2IN.....	
29	PAFZZ	94222	57-99-312-10	.....LOCKSPRING,TURNLOCK .....	2
30	PAFZZ	4K766	207-180201-01-01 08	.....PLUG,BUTTON .....	2
31	XDFZZ	81381	99935	.....PANEL,ENCLOSURE.....	1
32	PAFZO	96906	MS90725-3	.....SCREW,CAP,HEXAGON H 1/4IN.-.....	10
				20ONC X 1/2IN. LG.....	
33	XDFZZ	81381	12884021	.....BRACE .....	2
34	PAFZF	96906	MS35690-604	.NUT,PLAIN,HEXAGON 3/8IN.-16UNC .....	12
35	PAFZZ	96906	MS35338-27	.WASHER,LOCK 3/8IN. ID .....	20

SECTION II		TM9-6115-654-24P			
(1)	(2)	(3)	(4)	(5)	(6)
ITEM	SMR		PART		
NO	CODE	CAGEC	NUMBER	DESCRIPTION AND USABLE ON CODES(UOC)	QTY
36	PAFZO	96906	MS27183-14	.WASHER,FLAT 3/8IN. ID .....	24
37	PAFZZ	96906	MS90728-62	.SCREW,CAP,HEXAGON H 3/8IN.-16UNC.....	12
				X 1-1/4 IN. LG.....	
38	XDFZZ	81381	12884020	....BRACE .....	4
39	PBFZZ	81381	91069	....RETAINER PLATE .....	1
40	PCFZZ	81381	91091	....AIR SEAL,INTAKE .....	1
41	XDFFF	81381	12884987	....BASE.....	1
42	PAFZZ	81381	12885818	....GUARD, FUEL SUPPLY .....	4
43	PAOZZ	13440	759CCA-1/2IN.	STRIPPING,WEATHER 1/8IN. X 1/2IN. ....	1
				X 13.67FT. LG.....	
44	XDOZZ	81381	90943	....NAMEPLATE .....	1

END OF FIGURE

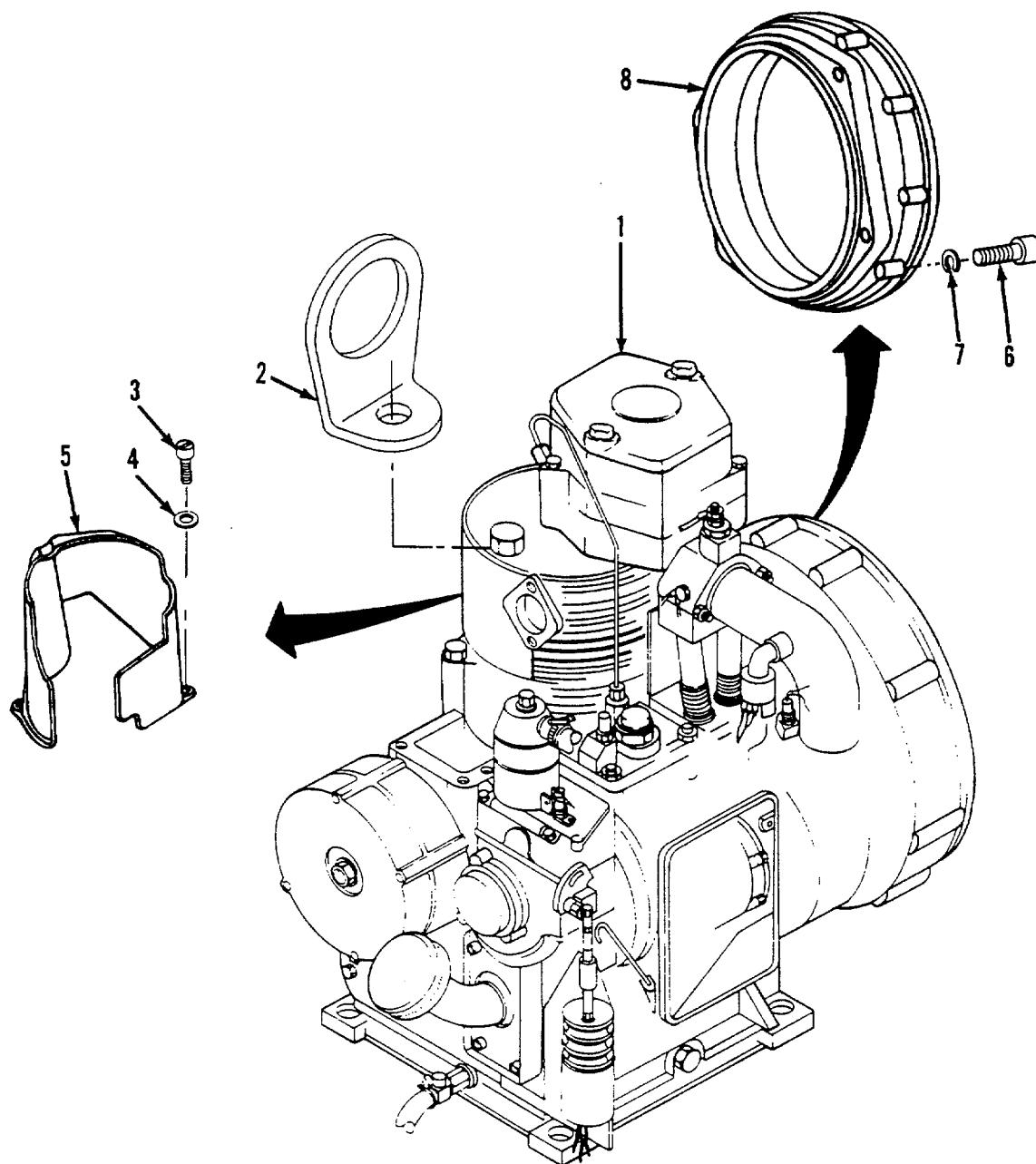


Figure 8. Engine Assembly



SECTION II		TM9-6115-654-24P			
(1)	(2)	(3)	(4)	(5)	(6)
ITEM	SMR		PART		
NO	CODE	CAGEC	NUMBER	DESCRIPTION AND USABLE ON CODES(UOC)	QTY
GROUP 02 ENGINE ASSEMBLY					
FIG. 8 ENGINE ASSEMBLY					
1	PAFHD	81381	12885667	.....ENGINE,DIESEL .....	1
2	XDFZZ	62445	2002 1324	.....LUG,LIFTING .....	1
3	PAFZZ	62445	1105537	.....SCREW,MACHINE .....	4
4	PAFZZ	62445	0112 6726	.....WASHER,SPRING .....	4
5	PBFZZ	62445	20549589	.....HOOD,COMPARTMENT .....	1
6	PAHZZ	62445	0111 0683	.....SCREW,CHEESE HEAD .....	4
7	PAHZZ	62445	2012 5012	.....WASHER,SPRING .....	4
8	XDHZZ	62445	2165 2344	.....HOUSING/CASE .....	1

END OF FIGURE.

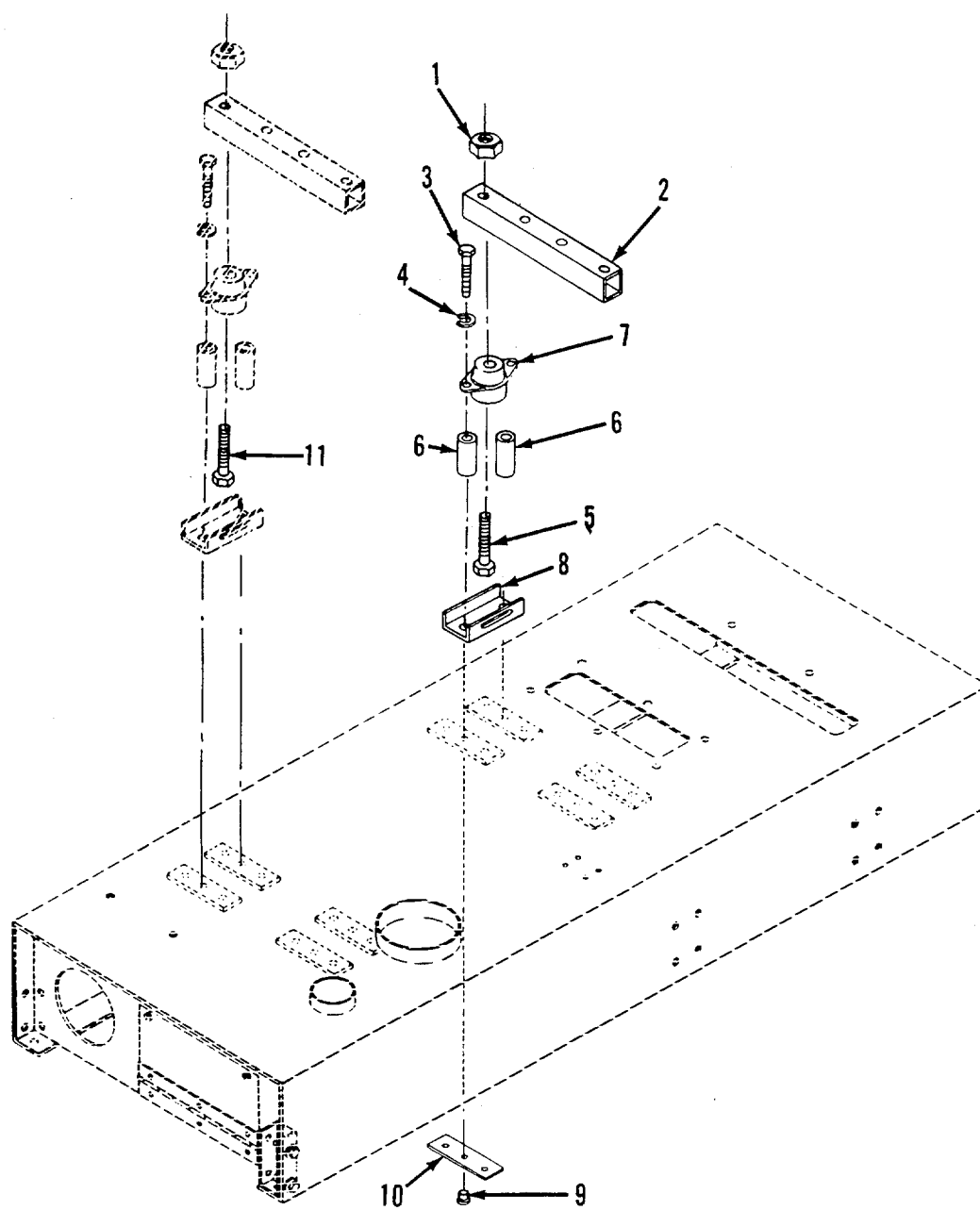


Figure 9. Vibration Isolators

SECTION II		TM9-6115-654-24P			
(1)	(2)	(3)	(4)	(5)	(6)
ITEM	SMR		PART		
NO	CODE	CAGEC	NUMBER	DESCRIPTION AND USABLE ON CODES(UOC)	QTY
GROUP 02 ENGINE ASSEMBLY					
FIG. 9 VIBRATION ISOLATORS					
1	PAOZO	96906	MS21044N8	.....NUT,SELF-LOCKING,HE 1/2IN.-..... 20UNF .....	2
2	XDOZZ	81381	91063	.....BAR,SPACER .....	1
3	PAOZZ	96906	MS90725-69	..... SCREW,CAP,HEXAGON H .375IN.- .....	8
4	PAOZZ	96906	MS35338-46	16UNC X 2-3/4IN. LG.....	
5	PAOZZ	81381	12890041	..... WASHER,LOCK 3/8IN. ID .....	8
				.....BOLT,HEX HEAD 1/2IN.-20UNF X .....	2
6	XDOZZ	81381	99107	3.87IN. LG.....	
				.....SPACER 7/16IN. ID X IIN. OD.....	8
7	PAOZZ	81860	28120-1	X 1-5/8IN. LG.....	
				.....ISOLATOR,VIBRATION 1/2IN.-.....	4
8	XDOZZ	81381	12883473	20UNF HOLE.....	
				.....PLATE,SPACER ENGINE /.....	4
9	PAFZZ	29666	MGLP-R6-4	GENERATOR MOUNT.....	
				.....RIVET,BLIND 3/16IN. DIA-.....	16
10	PAOZZ	81381	12880160	.395IN. LG.....	
11	PAOZZ	81381	12890042	.....NUT PLATE .....	8
				.....BOLT,HEX HEAD 1/2IN.-20UNF X .....	2
				2.87IN. LG.....	

END OF FIGURE

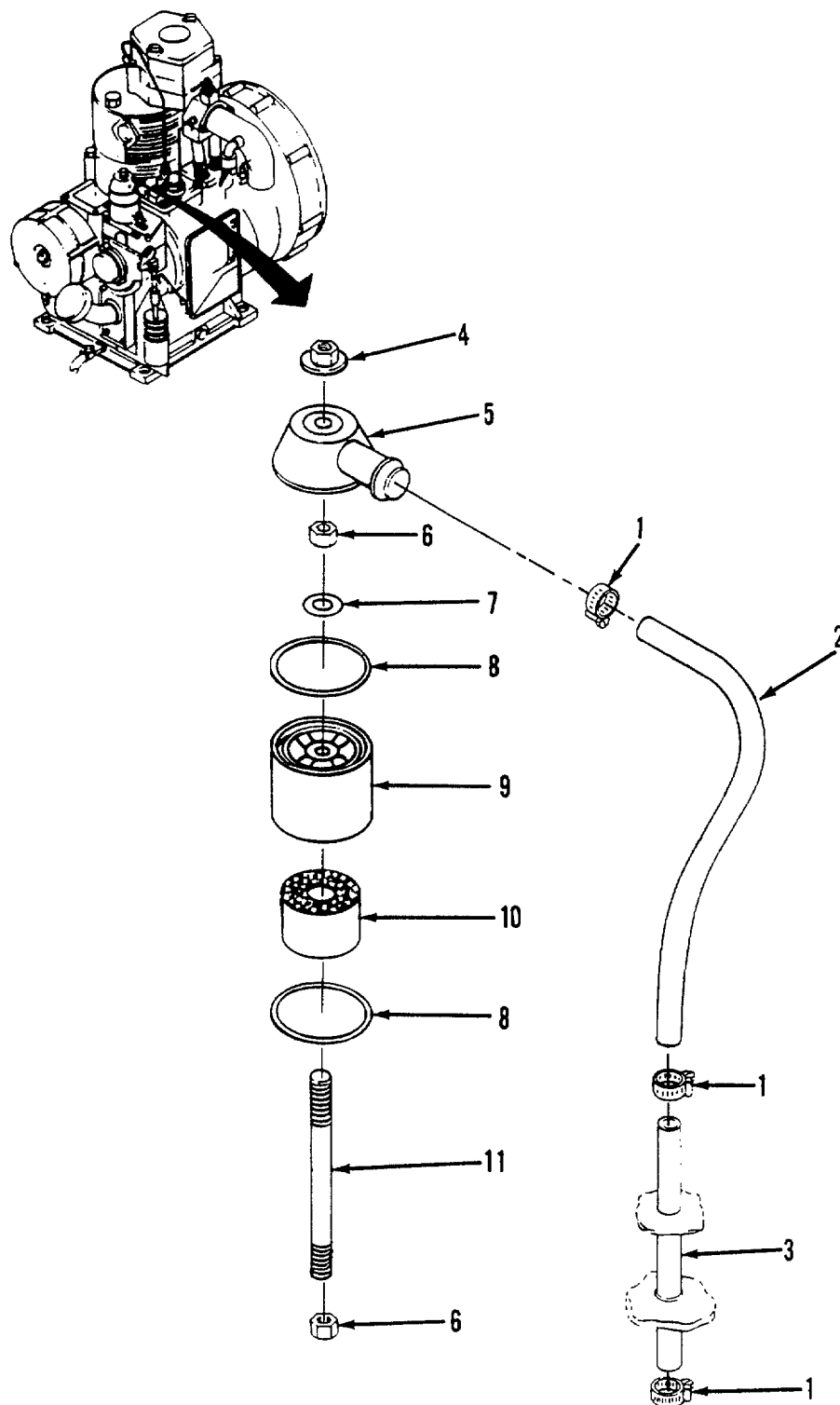


Figure 10. Crankcase Breather

## SECTION II

TM9-6115-654-24P

(1) ITEM NO	(2) SMR CODE	(3) FSCM	(4) PART NUMBER	(5) DESCRIPTION AND USABLE ON CODES(UOC)	(6) QTY
-------------------	--------------------	-------------	-----------------------	---------------------------------------------	------------

## GROUP 02 ENGINE ASSEMBLY

## FIG. 10 CRANKCASE BREATHER

1	PAOZZ	81646	6812	....CLAMP,HOSE 1/2 TO 1-1/4IN. DIA.....	3
2	PAOZZ	01276	1525-10	....HOSE,NONMETALLIC .....	1
3	XDOZZ	81381	99706	....TUBE,BREATHER.....	1
4	PAOZZ	62445	0117 1449	....NUT,SEALING .....	1
5	XDOZZ	62445	2069 4060	....COVER,BREATHER .....	1
6	PAOZZ	62445	0111 2813	....NUT,HEXAGON .....	2
7	PAOZZ	62445	0110 7095	....WASHER,PLAIN .....	1
8	PAOZZ	62445	0113 0533	....RING,SEALING .....	2
9	XDOZZ	62445	2002 1528	....CANNISTER,BREATHER .....	1
10	PAOZZ	62445	2002 1554	....INSERT/ELEMENT .....	1
11	XDOZZ	62445	2002 1590	....STUD,BREATHER .....	1

END OF FIGURE

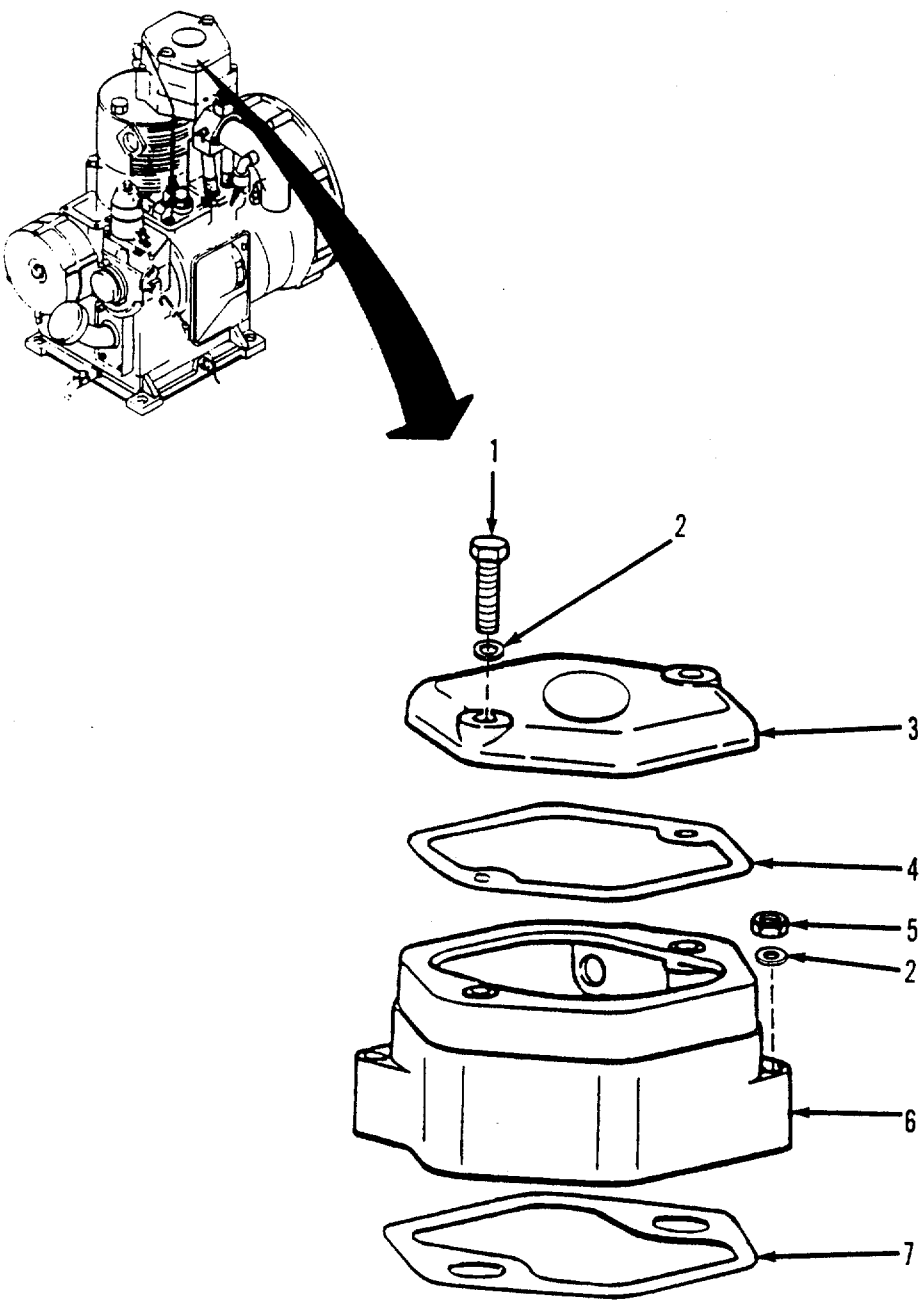


Figure 11. Valve Cover

SECTION II			TM9-6115-654-24P		
(1)	(2)	(3)	(4)	(5)	(6)
ITEM	SMR	PART			
NO	CODE	CAGEC	NUMBER	DESCRIPTION AND USABLE ON CODES(UOC)	QTY

GROUP 02 ENGINE ASSEMBLY

FIG. 11 VALVE COVER

1	PAOZZ	62445	0111	2341	.....BOLT,HEX HEAD .....	2
2	PAOZZ	62445	0110	7283	.....WASHER,SPRING .....	4
3	XDOZZ	62445	2002	1737	.....CAP,ROCKER COVER.....	1
4	PCOZZ	62445	20626213		.....GASKET .....	1
5	PAOZZ	62445	0111	2824	.....NUT,HEXAGON .....	2
6	XDOZZ	62445	2079	7136	.....COVER,ROCKER .....	1
7	PCOZZ	62445	20626212		.....GASKET .....	1

END OF FIGURE

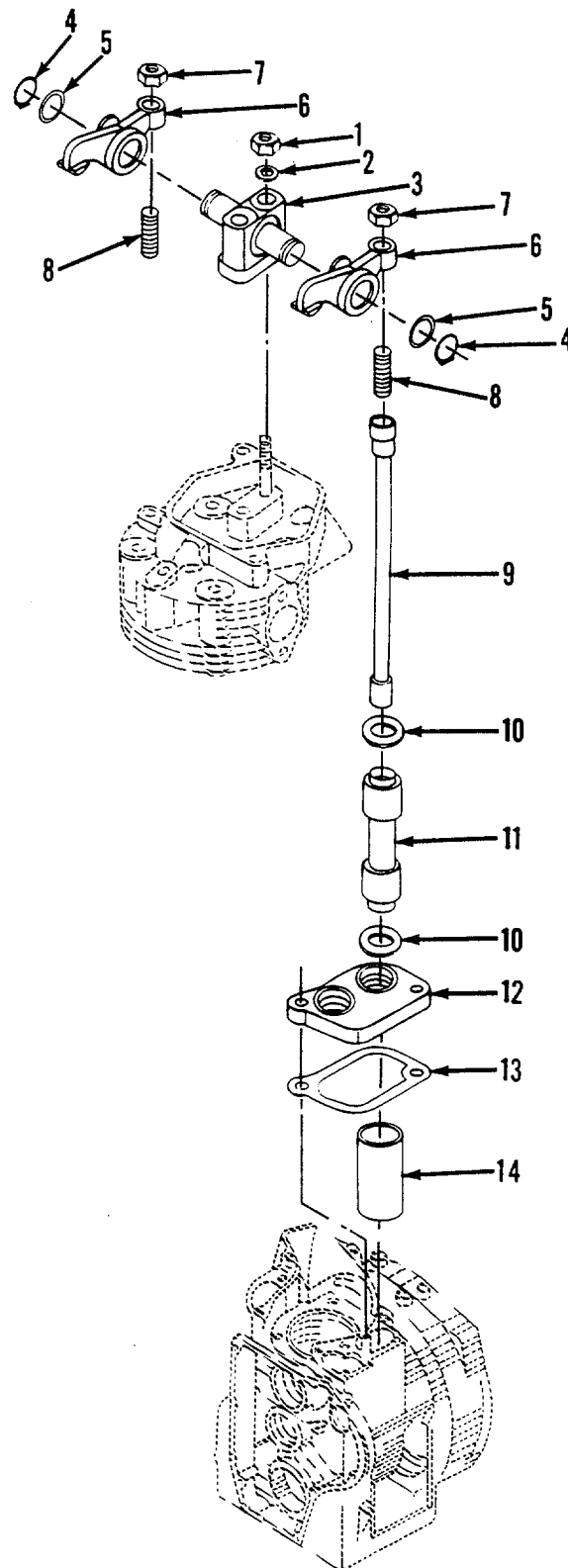


Figure 12. Rocker Arm Assembly



## SECTION II

TM9-6115-654-24P

(1)	(2)	(3)	(4)	(5)	(6)
ITEM	SMR	PART			
NO	CODE	CAGEC	NUMBER	DESCRIPTION AND USABLE ON CODES(UOC) QTY	

## GROUP 02 ENGINE ASSEMBLY

## FIG. 12 ROCKER ARM ASSEMBLY

1	PAFZZ	62445	0112	2477	.....NUT,HEXAGON.....	2
2	PAFZZ	62445	0110	7283	.....WASHER,SPRING .....	2
3	XDFZZ	62445	2963	7002	.....BRACKET, ROCKER ARM.....	1
4	PAFZZ	62445	0110	7724	.....RING,SNAP .....	2
5	AFZZ	62445	2062	0144	.....WASHER,FLAT .....	2
6	XDFZZ	62445	2002	1860	.....ARM,ROCKER .....	2
7	PAFZZ	62445	0111	3136	.....NUT,HEXAGON.....	2
8	XDFZZ	62445	2024	4198	.....BOLT, ROCKER .....	2
9	PAFZZ	62445	2002	1842	.....PUSHROD,ROCKER .....	2
10	PAFZZ	62445	20073236		.....PACKING,PREFORMED .....	4
11	PAFZZ	62445	20897033		.....TUBE,COVER.....	2
12	XDFZZ	62445	2081	0351	.....COVER .....	1
13	PAFZZ	62445	20626180		.....GASKET .....	1
14	PAFZZ	62445	2024	4196	.....TAPPET,ENGINE POPPE .....	2

END OF FIGURE

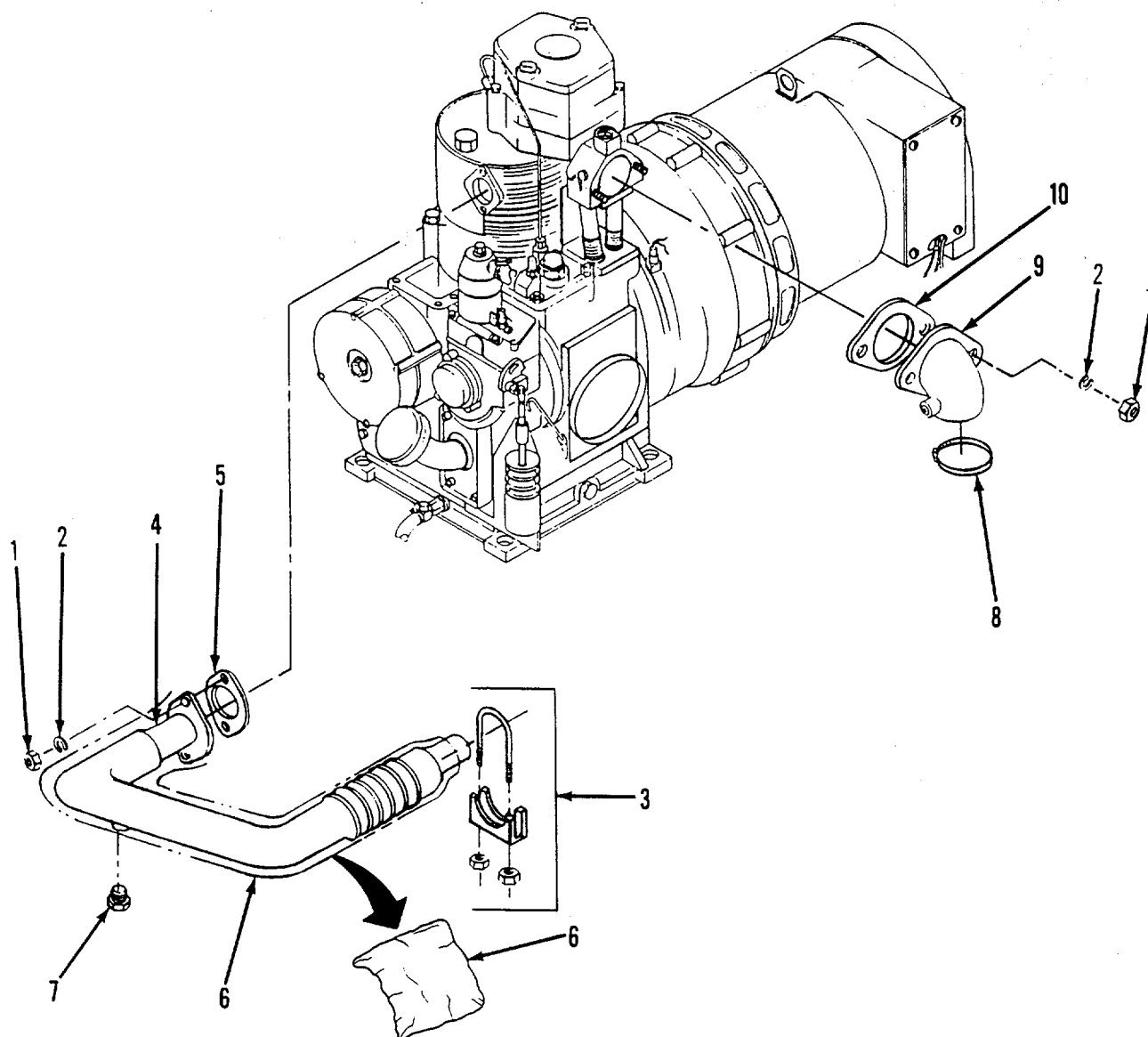


Figure 13. Intake/Exhaust Manifolds

## SECTION II TM9-6115-654-24P

(1) ITEM NO	(2) SMR CODE	(3) CAGEC	(4) PART NUMBER	(5) DESCRIPTION AND USABLE ON CODES(UOC)	(6) QTY
-------------------	--------------------	--------------	-----------------------	---------------------------------------------	------------

## GROUP 02 ENGINE ASSEMBLY

## FIG. 13 INTAKE/EXHAUST MANIFOLDS

1	PAOZZ	62445	0111	2824	.....NUT,HEXAGON .....	4
2	PAOZZ	81381	90947		.....WASHER,LOCK .....	4
3	PAOZZ	26151	208-0034		.....CLAMP,EXHAUST 1-3/4IN. SIZE .....	1
4	XDOZZ	76700	Q-33965		.....TUBE,EXHAUST .....	1
5	PCOZZ	81381	12871107		.....GASKET ASSORTMENT .....	1
6	PAOZZ	81381	12890288		.....BLANKET,SILENCER.....	1
7	PAOZZ	79470	3151X4		.....PLUG,PIPE SQUARE HEAD 1/4IN. ....	1
					PTF.....	
8	PAOZZ	81646	6836		.....CLAMP,HOSE 7/8IN. TO 2 3/4IN.....	1
					DIA.....	
9	XDOZZ	81381	91663		.....TUBE,INLET .....	1
10	PAOZZ	62445	2005	1066	.....GASKET .....	1

END OF FIGURE

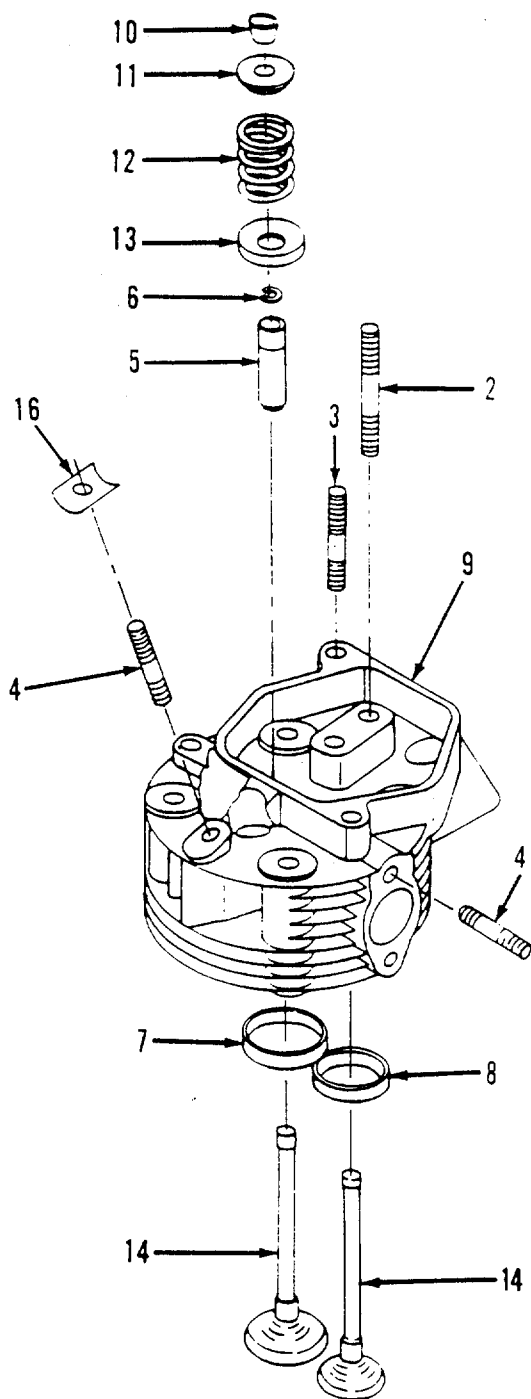


Figure 14. Cylinder Head Assembly

## SECTION II TM9-6115-654-24P

(1) ITEM NO	(2) SMR CODE	(3) PART CAGEC	(4) NUMBER	(5) DESCRIPTION AND USABLE ON CODES(UOC)	(6) QTY
-------------------	--------------------	----------------------	---------------	---------------------------------------------	------------

## GROUP 02 ENGINE ASSEMBLY

## FIG. 14 CYLINDER HEAD ASSEMBLY

1	PAFHH	62445	20021273	.....CYLINDER HEAD,DIESE .....	1
2	PAHZZ	62445	2095 4095	.....STUD,PLAIN .....	2
3	PAHZZ	62445	0111 0195	.....STUD,PLAIN .....	2
4	PAHZZ	62445	0111 0183	.....STUD,PLAIN .....	3
5	PAHZZ	62445	2021 3084	.....GUIDE, VALVE STEM .....	2
6	PAHZZ	62445	2055 4177	.....RING,RETAINING .....	2
7	PAHZZ	62445	2002 0011	.....SEAT, VALVE .....	1
8	PAHZZ	62445	2002 0173	.....SEAT, VALVE .....	1
9	XAFZZ	62445	20031273-1	.....CYLINDER HEAD .....	1
10	PAHZZ	62445	2173 9009	.....LOCK, VALVE SPRING .....	4
11	PAHZZ	62445	2019 5085	.....CAP, SPRING, CYLINDER .....	2
12	PAHZZ	62445	2022 3071	.....SPRING, VALVE .....	2
13	PAHZZ	62445	2002 1868	.....WASHER, PLAIN .....	2
14	PAHZZ	62445	2024 3117	.....VALVE, POPPET, ENGINE .....	1
15	PAHZZ	62445	2024 3116	.....VALVE, POPPET, ENGINE .....	1
16	PAFZZ	62445	20020311	.....PLATE, SUPPORT .....	1

END OF FIGURE

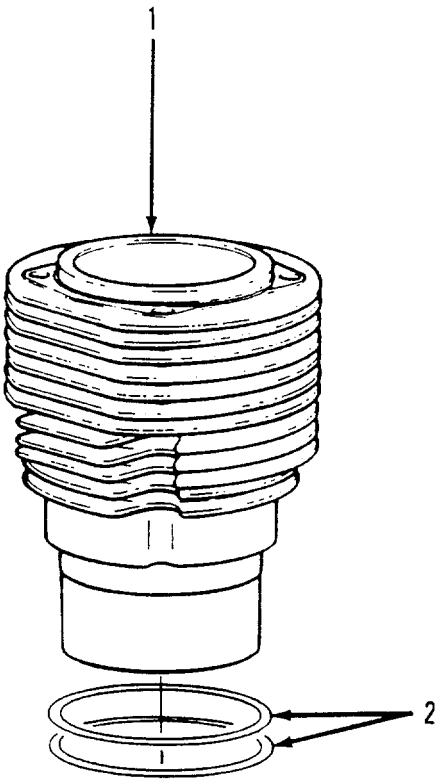


Figure 15. Cylinder

SECTION II TM9-6115-654-24P

(1) ITEM NO	(2) SMR CODE	(3) CAGEC	(4) PART NUMBER	(5) DESCRIPTION AND USABLE ON CODES(UOC)	(6) QTY
-------------------	--------------------	--------------	-----------------------	---------------------------------------------	------------

GROUP 02 ENGINE ASSEMBLY

FIG. 15 CYLINDER

1	PAFHZ	62445	20021264	.....CYLINDER SLEEVE .....	1
2	PAFZZ	62445	20020038	.....SHIM .....	4

END OF FIGURE

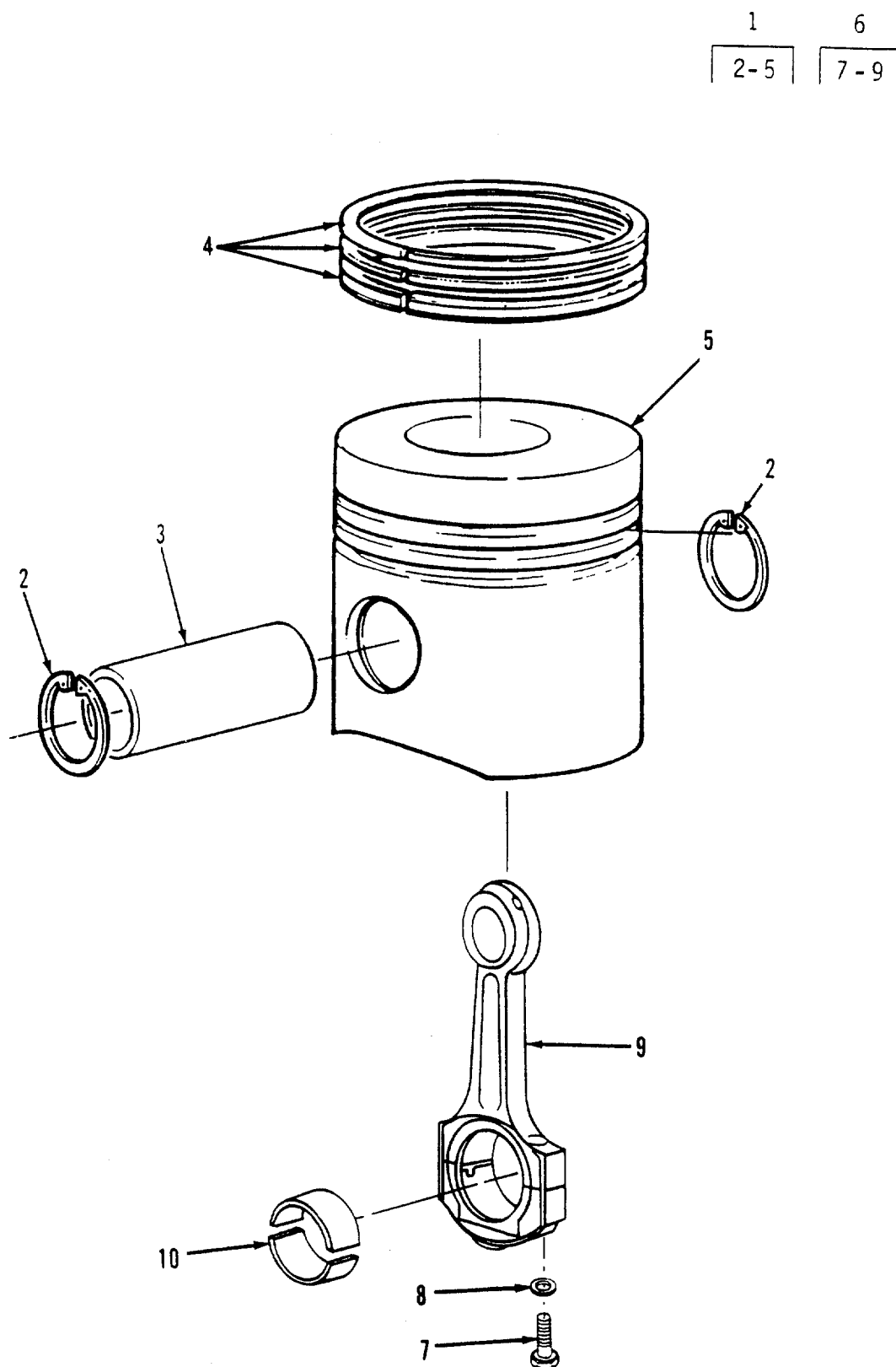


Figure 16. Piston and connecting Rod Assemblies



## SECTION II

TM9-6115-654-24P

(1) ITEM NO	(2) SMR CODE	(3) PART CAGEC	(4) NUMBER	(5) DESCRIPTION AND USABLE ON CODES(UOC)	(6) QTY
GROUP 02 ENGINE ASSEMBLY					
FIG. 16 PISTON AND CONNECTING ROD ASSEMBLIES					
1	PAFZZ	62445	20020129	.....PISTON,INTERNAL COM STANDARD,..... 82.00MM.....	1
1	PAFZZ	62445	2002 1351	.....PISTON,INTERNAL COM OVERSIZE,..... 82.50MM.....	1
1	PAFZZ	62445	2002 1352	.....PISTON,INTERNAL COM OVERSIZE,..... 83.00MM.....	1
2	PAFZZ	62445	1107816	.....RING,RETAINING M28X1.5 DIN 472 .....	2
3	PAFZZ	62445	2002 1044	.....IN,PISTON .....	1
4	PAFZZ	62445	2002 1356	.....RING,SET,PISTON STANDARD,..... 82.00MM .....	1
4	PAFZZ	62445	2002 1357	.....RING SET,PISTON OVERSIZE,..... 82.50MM.....	1
4	PAFZZ	62445	2002 1358	.....RING SET,PISTON OVERSIZE,..... 83.00MM.....	1
5	XAFZZ	62445	20020 129-1	PISTON STANDARD .....	1
6	PAHZZ	62445	2002 1268	.....CONNECTING ROD,PIST .....	1
7	PAHZZ	62445	2053 1027	.....BOLT,CONNECTING ROD .....	2
8	PAHZZ	62445	1216121	.....WASHER,FLAT .....	2
9	XAHZZ	62445	20021268-1	.....CONNECTING ROD .....	1
10	PAHZZ	62445	2052 9067	.....BEARING,SLEEVE STANDARD,40MM .....	2
10	PAHZZ	62445	2052 9068	.....BEARING,PLAIN ROD UNDERSIZE,..... 39.75MM.....	2
10	PAHZZ	62445	2052 9069	.....BEARING,PLAIN,ROD UNDERSIZE,..... 39.50MM .....	2

END OF FIGURE

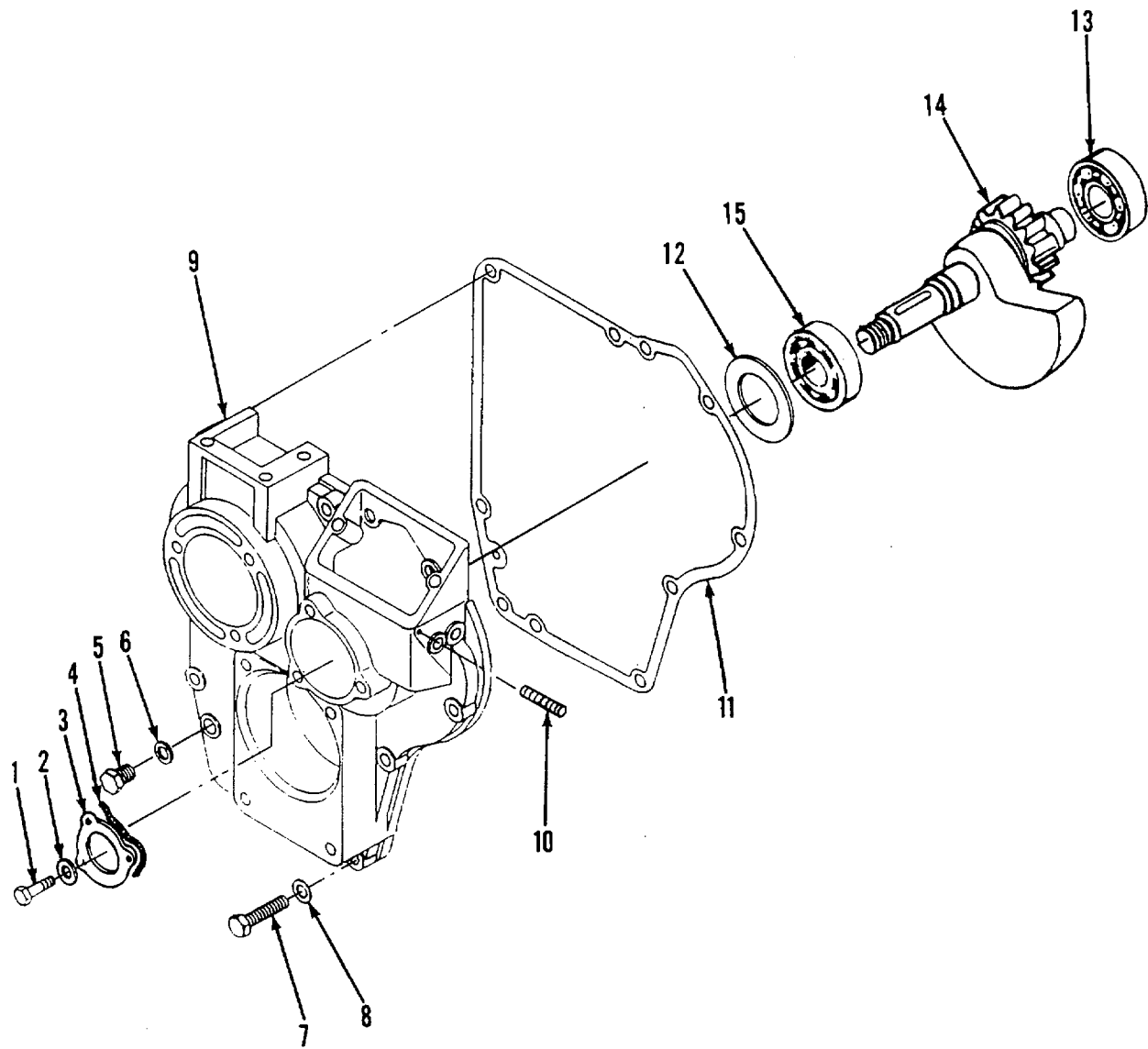


Figure 17. Front Cover and Balance Shaft

## SECTION II TM9-6115-654-24P

(1) ITEM NO	(2) SMR CODE	(3) PART CAGEC	(4) NUMBER	(5) DESCRIPTION AND USABLE ON CODES(UOC)	(6) QTY
-------------------	--------------------	----------------------	---------------	---------------------------------------------	------------

## GROUP 02 ENGINE ASSEMBLY

FIG. 17 FRONT COVER AND BALANCE  
SHAFT

1	PAHZZ	62445	01112322	.....BOLT,MACHINE .....	3
2	PAHZZ	62445	110-7283	.....WASHER,SPRING TENS	3
3	PBHZZ	62445	2081 0305	.....CAP,FILLER OPENING .....	1
4	PAHZZ	62445	20626168	.....GASKET .....	1
5	PAHZZ	62445	2096 1002	.....BOLT, MACHINE .....	1
6	PAHZZ	62445	1118659	.....WASHER,FLAT .....	1
7	PAHZZ	62445	1112350	.....BOLT,MACHINE .....	9
8	PAHZZ	62445	0111 7283	.....WASHER,SPRING .....	9
9	XDHZZ	62445	2002 1685	.....COVER,ENGINE,FRONT .....	1
10	PAHZZ	62445	20080419	.....SPRING,HELICAL,COMP .....	1
11	PAHZZ	62445	20626183	.....GASKET .....	1
12	PAHZZ	62445	20321039	.....BEARING,WASHER,THRU .....	2
13	PAHZZ	62445	0110 9122	.....BEARING,BALL .....	1
14	PAHZZ	62445	2039 4179	.....WEIGHT,BALANCING .....	1
15	PAHZZ	62445	112 5925	.....BEARING,BALL .....	1

END OF FIGURE



## SECTION II TM9-6115-654-24P

(1) ITEM NO	(2) SMR CODE	(3) CAGEC	(4) PART NUMBER	(5) DESCRIPTION AND USABLE ON CODES(UOC)	(6) QTY
GROUP 02 ENGINE ASSEMBLY					
FIG. 18 BLOCK AND CRANKSHAFT					
1	XDHHH	62445	2002 1653	.....CRANKCASE ASSEMBLY .....	1
2	PAHZZ	62445	2099 5026	.....WASHER,THRUST .....	1
3	PAHZZ	62445	20202040	.....BEARING,SLEEVE STANDARD,..... 47.00MM.....	1
3	PAHZZ	62445	20202041	.....BEARING,SLEEVE UNDERSIZE, ..... 46.75MM.....	1
3	PAHZZ	62445	20202042	.....BEARING,SLEEVE UNDERSIZE, ..... 46.50MM .....	1
4	XDHZZ	62445	0111 5403	.....PIN,STRAIGHT .....	1
5	PAHZZ	62445	2007 3221	.....PACKING,PREFORMED.....	1
6	PAHZZ	62445	2081 0393	.....COVER,CAMSHAFT .....	1
7	XAHZZ	62445	20021653-1	.....ENGINE BLOCK .....	1
8	PAFZZ	62445	112 7085	.....NUT,PLAIN,HEXAGON .....	2
9	PAFZZ	62445	20641113	.....WASHER,FLAT .....	4
10	PAFZZ	62445	20955086	.....STUD,PLAIN .....	4
11	PAFZZ	62445	0117 2482	.....NUT,SEALING .....	2
12	PAFZZ	62445	111-2824	.....NUT,PLAIN,HEXAGON .....	3
13	PAFZZ	62445	110-7283	.....WASHER,SPRING TENS I .....	3
14	PAFZZ	62445	111 0175	.....STUD,CONTINUOUS THR .....	3
15	PAFZZ	62445	1112813	.....NUT,PLAIN,HEXAGON .....	2
16	PAFZZ	62445	112-6726	.....WASHER,LOCK .....	2
17	PAFZZ	62445	1110145	.....STUD,CONTINUOUS .....	2
18	PAHZZ	62445	0110 7743	.....RING,SNAP .....	1
19	PAHZZ	62445	20606044	.....GEAR,SPUR.....	1
20	PAHZZ	62445	111 8029	.....KEY,PARALLEL .....	1
21	XDHZZ	62445	0113 1027	.....PIN,CLEVIS .....	2
22	PAHZZ	62445	110 0693	.....NUT,HEXAGON .....	1
23	PAHZZ	62445	0112 6697	.....WASHER,PLAIN .....	1
24	PBHZZ	62445	2949 1059	.....FLYWHEEL,ENGINE .....	1
25	PAHZZ	62445	2179 0016	.....GEAR,SPUR.....	1
26	XAHZZ	62445	29491059-1	.....FLYWHEEL .....	1
27	PAHZZ	62445	0111 8337	.....KEY,WOODRUFF .....	1
28	PAHZZ	62445	112-2477	.....NUT,PLAIN,HEXAGON .....	6
29	PAHZZ	62445	2064 1064	.....WASHER,FLAT .....	6
30	XDHZZ	62445	2002 1568	.....BEARING,FLANGED CRANKSHAFT .....	1
31	PAHZZ	62445	29493127	.....SEAL,PLAIN .....	1
32	PAHZZ	62445	111 5403	.....PIN,STRAIGHT .....	1
33	PAHZZ	62445	20626188	.....GASKET .....	1
34	PAHZZ	62445	20202040	.....BEARING,SLEEVE STANDARD SIZE,..... 47.00MM.....	1
34	PAHZZ	62445	20202041	.....BEARING,SLEEVE UNDERSIZE, ..... 46.75MM.....	1
34	PAHZZ	62445	20202042	.....BEARING,SLEEVE UNDERSIZE, ..... 46.50MM.....	1
35	PAHZZ	62445	2032 1176	.....WASHER,FLAT .....	1
36	PAHZZ	62445	20995026	.....WASHER,THRUST .....	1
37	PAHZZ	62445	20149372	.....CRANKSHAFT,ENGINE .....	1
38	PAHZZ	62445	1102904	.....STUD,PLAIN .....	6

## SECTION II TM9-6115-654-24P

(1)	(2)	(3)	(4)	(5)	(6)
ITEM	SMR		PART		
NO	CODE	CAGEC	NUMBER	DESCRIPTION AND USABLE ON CODES(UOC)	QTY
39	PAHZZ	62445	2096	1003	SCREW,MACHINE ..... 1
40	PAHZZ	62445	2008	0437	SPRING,HELICAL,COMP ..... 1
41	PAHZZ	62445	2080	3027	PIN,SHOULDER,HEADLE ..... 1

END OF FIGURE

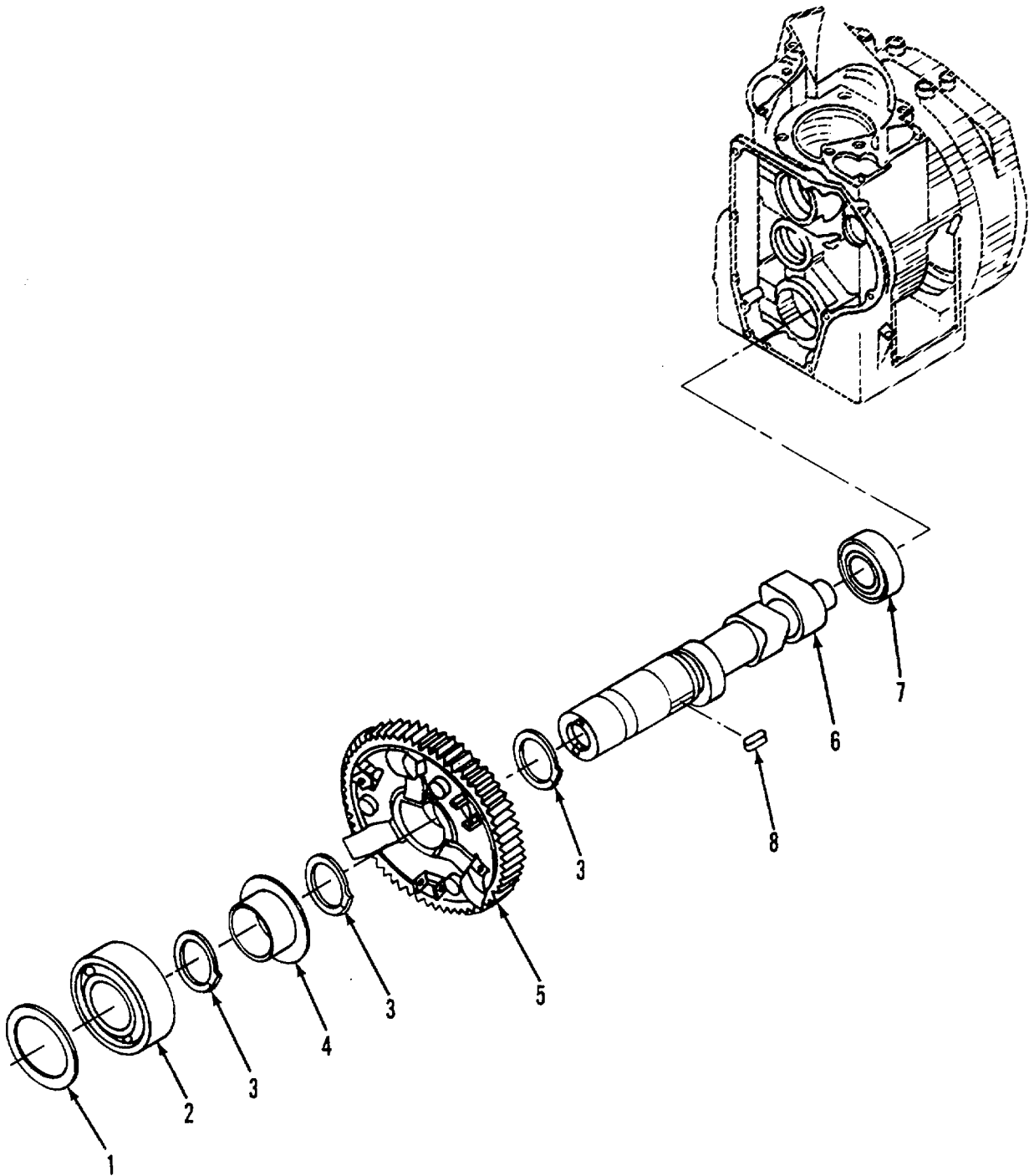


Figure 19. Camshaft

## SECTION II TM9-6115-654-24P

(1) ITEM NO	(2) SMR CODE	(3) CAGEC	(4) PART NUMBER	(5) DESCRIPTION AND USABLE ON CODES(UOC)	(6) QTY
-------------------	--------------------	--------------	-----------------------	---------------------------------------------	------------

## GROUP 02 ENGINE ASSEMBLY

## FIG. 19 CAMSHAFT

1	PAHZZ	62445	2033	1117	.....WASHER,PLAIN .....	6
2	PAHZZ	62445	0112	8242	.....BEARING,BALL .....	1
3	PAHZZ	62445	0110	7746	.....RING,SNAP .....	3
4	XDHZZ	62445	2002	1766	.....SLEEVE,GOVERNOR .....	1
5	XDHZZ	62445	2002	1866	.....GEAR,CAMSHAFT .....	1
6	XDHZZ	62445	2002	1679	.....CAMSHAFT .....	1
7	PAHZZ	62445	0110	9035	.....BEARING,BALL .....	1
8	PAHZZ	62445	0111	7987	.....KEY,PARALLEL .....	1

END OF FIGURE



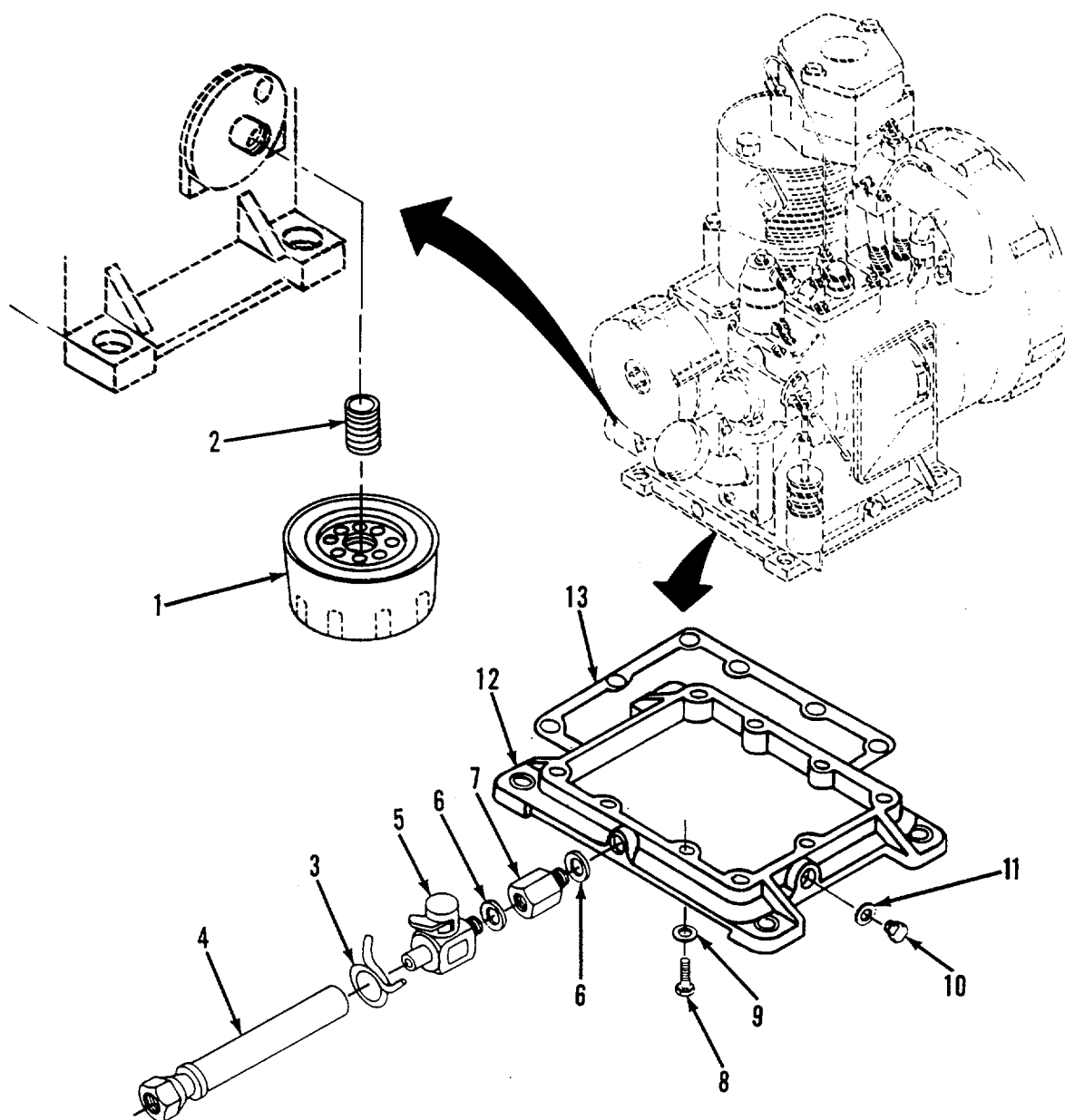


Figure 20. Oil Filter, Pan, and Drain Valve

SECTION II			TM9-6115-654-24P			
(1)	(2)	(3)	(4)		(5)	(6)
ITEM NO	SMR CODE	CAGEC	PART NUMBER		DESCRIPTION AND USABLE ON CODES(UOC)	QTY
GROUP 03 LUBRICATION SYSTEM						
FIG. 20 OIL FILTER, PAN AND DRAIN VALVE						
1	PAOZZ	73370	PH3512		.....FILTER ELEMENT,FLUI .....	1
2	PAOZZ	62445	2170	0028	.....BUSHING,MACHINE .....	1
3	PAOZZ	81381	99095		.....CLAMP,HOSEWIRE 3/8IN. ID,5/ .....	1
					8IN. OD .....	
4	PCOZZ	81381	99104		.....HOSE ASSEMBLY .....	1
5	PAOZZ	81381	99094		.....VALVE,STOP-CHECK M/16X1.5MM.....	1
					WITH HOSE NIPPLE.....	
6	PAOZZ	15526	7603CU-A16X22MM		.....WASHER,SEALING 16MM COPPER .....	2
7	PAOZZ	81381	99096		.....ADAPTER MALE TO FEMALE,.....	1
					M16X1.5MM.....	
8	PAHZZ	62445	1111145		.....BOLT,HEX HEAD .....	10
9	PAHZZ	62445	110-7283		.....WASHER,SPRING TENSIO .....	10
10	PAOZZ	62445	0111	8963	.....PLUG,SCREW.....	1
11	PAOZZ	62445	111-8688		.....WASHER,FLAT .....	1
12	PBHZZ	62445	2057	6150	.....OIL PAN .....	1
13	PCHZZ	62445	20626182		.....GASKET .....	1
END OF FIGURE						

5

6-8

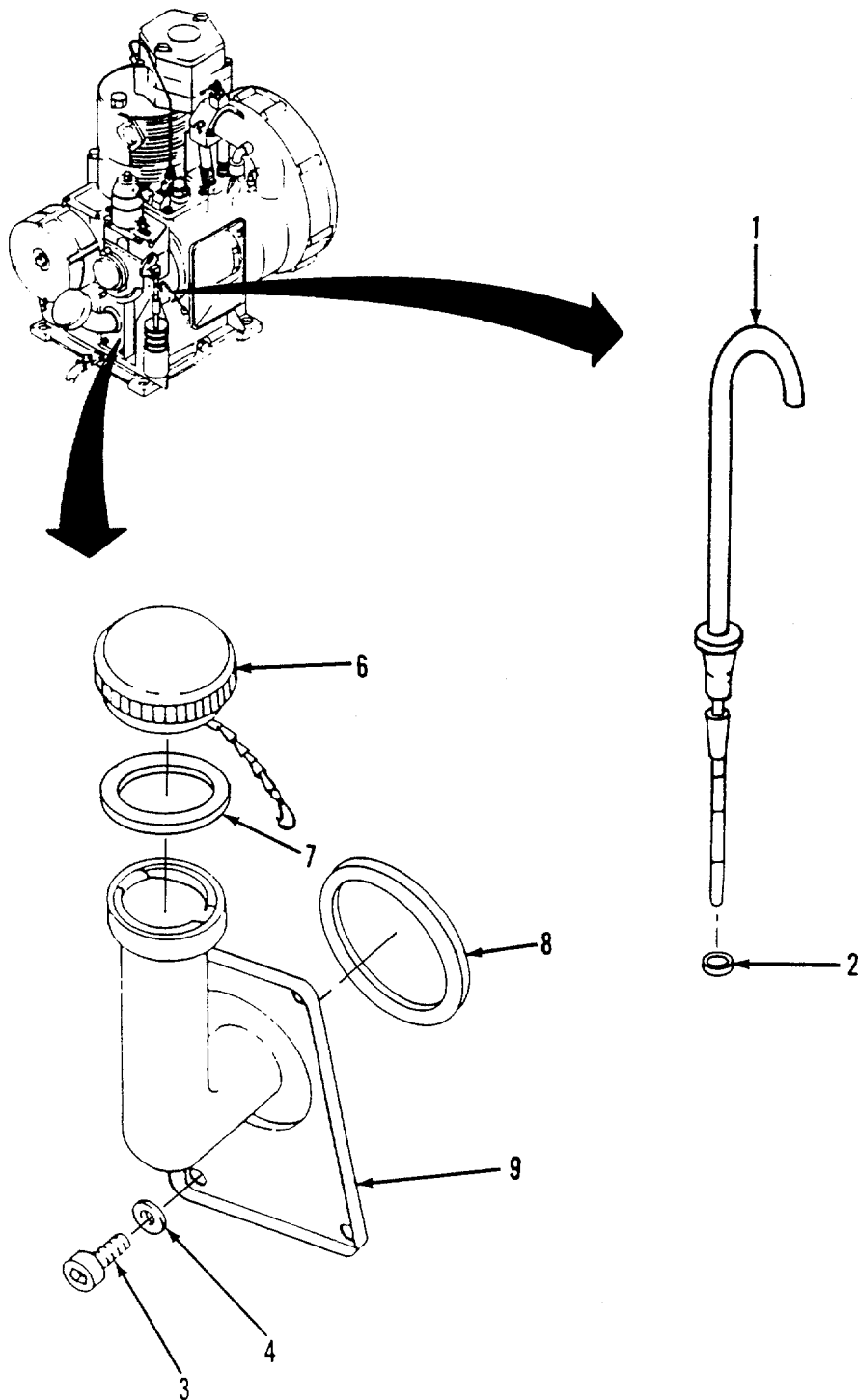


Figure 21. Oil Dipstick and Filler

## SECTION II TM9-6115-654-24P

(1) ITEM NO	(2) SMR CODE	(3) CAGEC	(4) PART NUMBER	(5) DESCRIPTION AND USABLE ON CODES(UOC) QTY	(6)
-------------------	--------------------	--------------	-----------------------	-------------------------------------------------	-----

## GROUP 03 LUBRICATION SYSTEM

## FIG. 21 OIL DIPSTICK AND FILLER

1	PAOZZ	81381	12870995	.....DIPSTICK ASSEMBLY .....	1
2	PCOZZ	62445	2007 3333	.....O-SEAL,DIPSTICK .....	1
3	PAOZZ	62445	0111 0548	.....SCREW,MACHINE .....	4
4	PAOZZ	62445	110-7548	.....WASHER,FLAT .....	4
5	XDOZZ	62445	2002 1330	.....OIL FILLER ASSY .....	1
6	PAOZZ	62445	0121 1794	.....CAP,FILLER .....	1
7	PAOZZ	62445	1216293	.....GASKET .....	1
8	PCOZZ	62445	2007 3334	.....RING,FILLER,NECK .....	1
9	XAOZZ	62445	20021330-1	.....OIL FILLER .....	1

END OF FIGURE

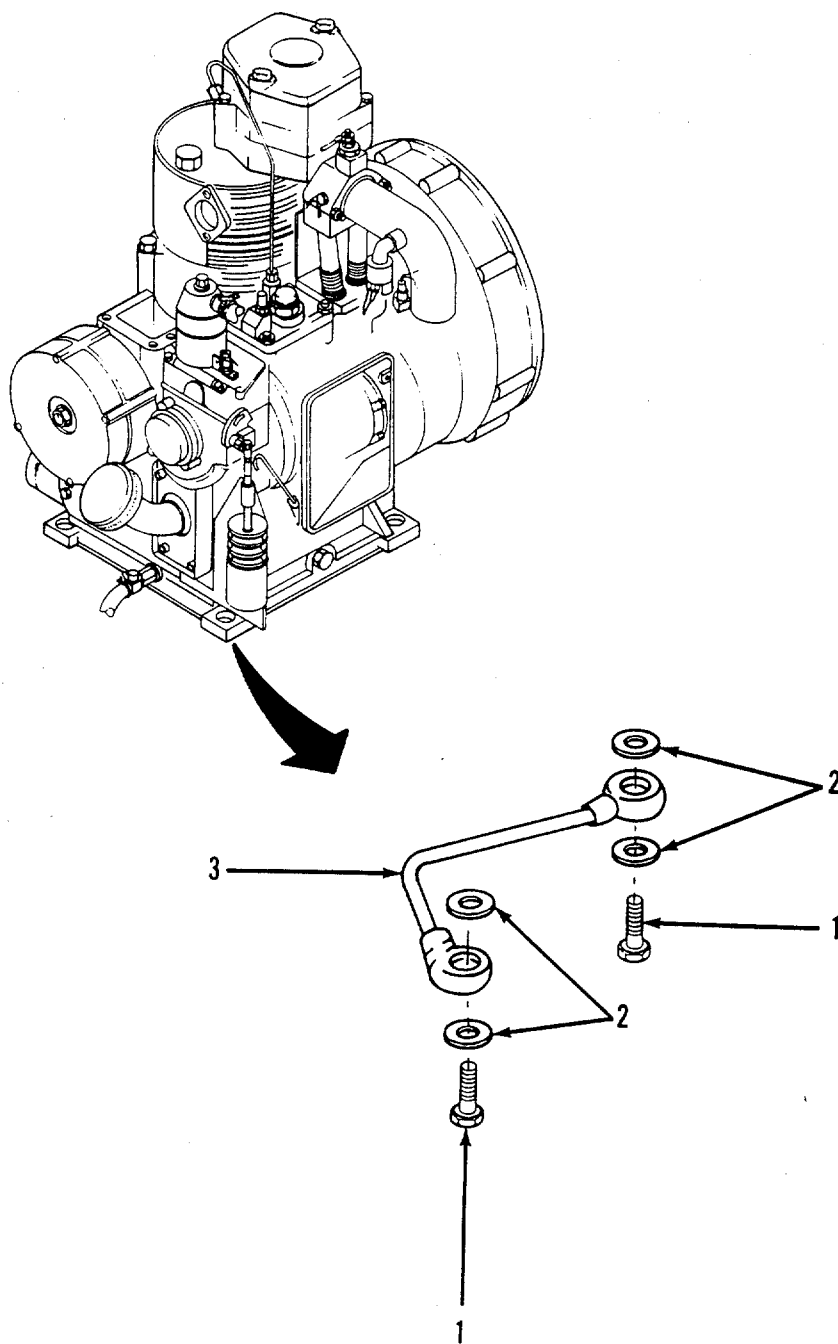


Figure 22. Oil Lines and Fittings

SECTION II TM9-6115-654-24P

(1)	(2)	(3)	(4)	(5)	(6)
ITEM	SMR		PART		
NO	CODE	CAGEC	NUMBER	DESCRIPTION AND USABLE ON CODES(UOC) QTY	

GROUP 03 LUBRICATION SYSTEM

FIG. 22 OIL LINES AND FITTINGS

1	PAHZZ	62445	113	0500	.....BOLT,BANJO .....	2
2	PAHZZ	62445	1118659		.....WASHER,FLAT .....	4
3	PAHZZ	62445	2903	2265	.....TUBE ASSEMBLY,METAL .....	1

END OF FIGURE

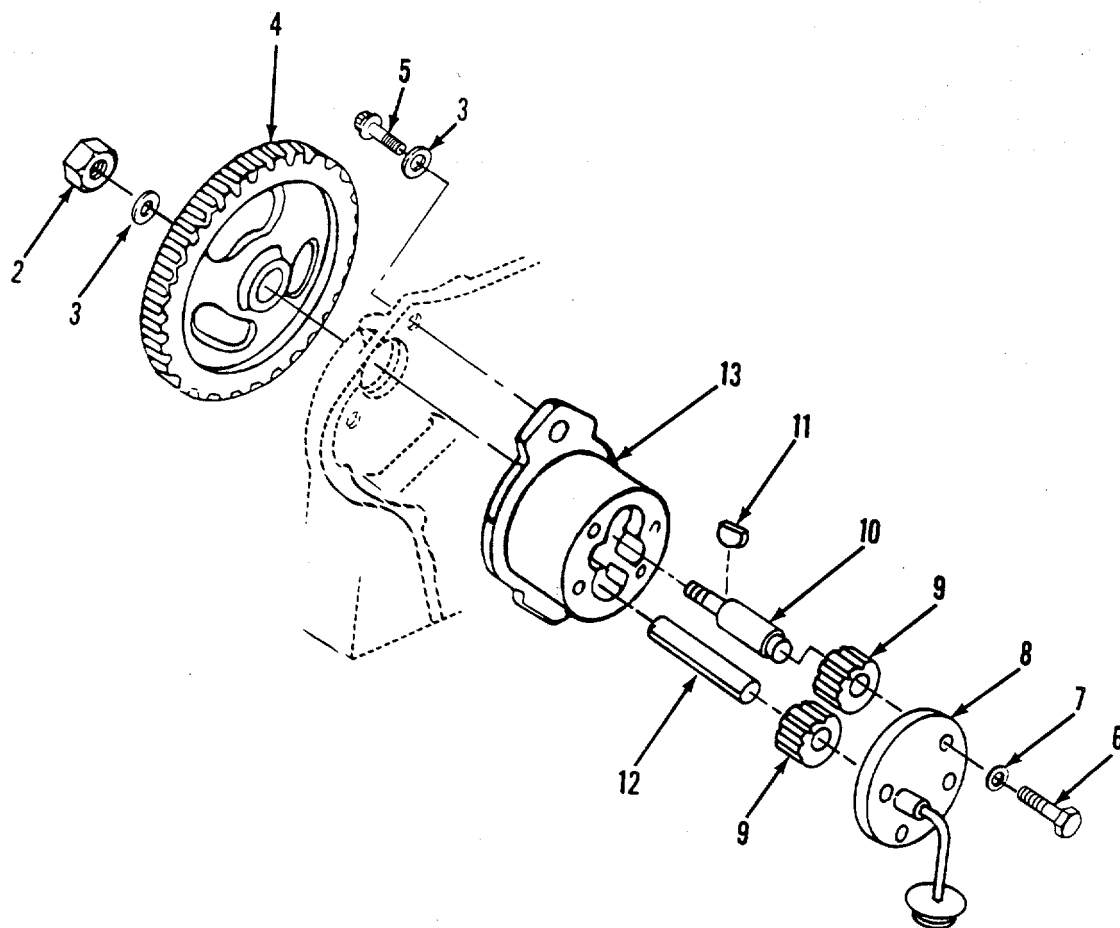


Figure 23. Oil Pump Assembly

## SECTION II TM9-6115-654-24P

(1) ITEM NO	(2) SMR CODE	(3) CAGEC	(4) PART NUMBER	(5) DESCRIPTION AND USABLE ON CODES(UOC)	(6) QTY
-------------------	--------------------	--------------	-----------------------	---------------------------------------------	------------

## GROUP 03 LUBRICATION SYSTEM

## FIG. 23 OIL PUMP ASSEMBLY

1	PAHHH	62445	2902	5099	.....OIL PUMP ASSEMBLY.....	1
2	PAHZZ	62445	112-2477		.....NUT,PLAIN,HEXAGON.....	1
3	PAHZZ	62445	110-7283		.....WASHER,SPRING TENS	3
4	PBHZZ	62445	2060	7027	.....GEAR,SPUR .....	1
5	PAHZZ	62445	2055	8119	.....SCREW,CAP,SOCKET HE .....	2
6	PAHZZ	62445	110-3316		.....BOLT,MACHINE .....	4
7	PAFZZ	62445	2012	5009	.....WASHER,CORRUGATED.....	4
8	PBHZZ	62445	2903	2264	.....COVER,OIL PUMP .....	1
9	PAHZZ	62445	20607026		.....GEAR,SPUR.....	2
10	PBHZZ	62445	2071	8116	.....SHAFT,SHOULDERED .....	1
11	PAHZZ	62445	1118322		.....KEY,WOODRUFF .....	1
12	PBHZZ	62445	1130506		.....PIN,STRAIGHT,HEAD .....	1
13	XAHZZ	62445	2051	9053	.....HOUSING,PUMP,OIL .....	1

END OF FIGURE



1  
2-6, 8-9

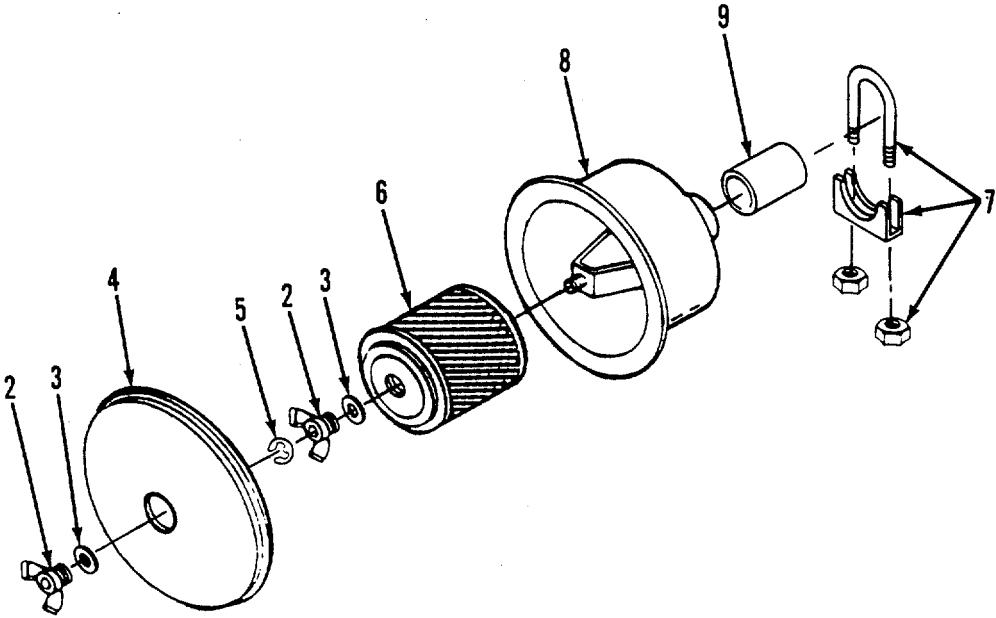


Figure 24. Air Cleaner Assembly

## SECTION II TM9-6115-654-24P

(1) ITEM NO	(2) SMR CODE	(3) CAGEC	(4) PART NUMBER	(5) DESCRIPTION AND USABLE ON CODES(UOC)	(6) QTY
-------------------	--------------------	--------------	-----------------------	---------------------------------------------	------------

## GROUP 04 FUEL SYSTEM

## FIG. 24 AIR CLEANER ASSEMBLY

1	PBFZZ	76700	75538-N	.....AIR CLEANER,INTAKE .....	1
2	PAOZZ	76700	Q01444	.....NUT,SELF-LOCKING,WI AIR .....	2
				CLEANER .....	
3	PCOZZ	76700	Q-66971	.....PACKING,PREFORMED WING NUT,.....	2
				AIR CLEANER .....	
4	XDOZZ	76700	Q-32896	.....COVER ASSEMBLY AIR CLEANER .....	1
5	PAOZZ	76700	Q01366	.....CLIP,RETAINING .....	1
6	PAOZZ	76700	70650-A	.....FILTER ELEMENT,INTA .....	1
7	PAFZZ	26151	208-0094	.....CLAMP,GUILLOTINE .....	1
8	XDFZZ	76700	Q-32897	.....SHELL ASSEMBLY.....	1
9	PAFZZ	76700	Q-03677	.....BUSHING,NEOPRENE .....	1

END OF FIGURE

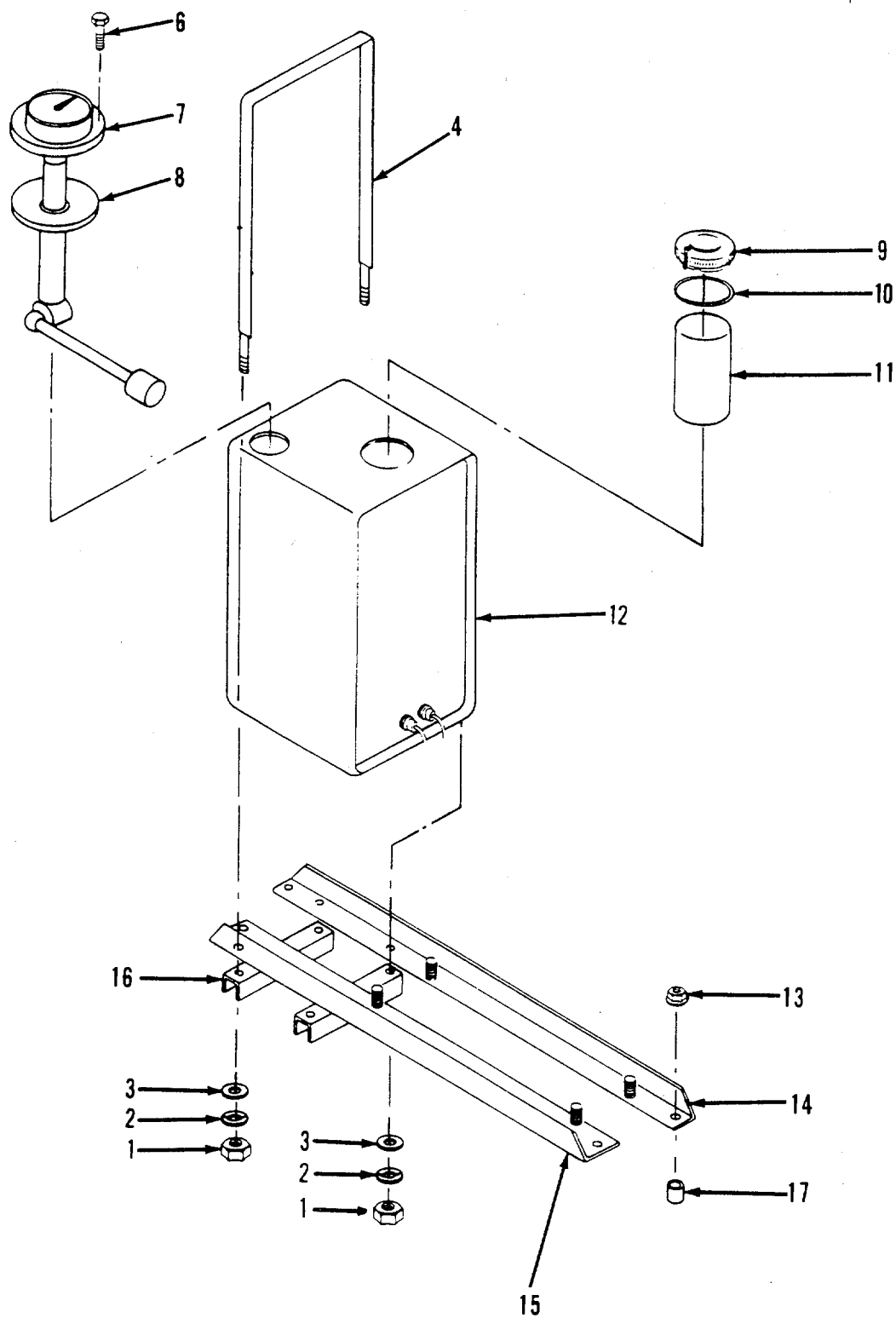


Figure 25. Fuel Tank, Strainer, and Fuel Level

## SECTION II

TM9-6115-654-24P

(1) ITEM NO	(2) SMR CODE	(3) PART CAGEC	(4) NUMBER	(5) DESCRIPTION AND USABLE ON CODES(UOC)	(6) QTY
-------------------	--------------------	----------------------	---------------	---------------------------------------------	------------

## GROUP 04 FUEL SYSTEM

FIG. 25 FUEL TANK, STRAINER, AND  
FUEL LEVEL

1	PAOZF	96906	MS35690-604	.NUT,PLAIN,HEXAGON .....	4
2	PAOZZ	96906	MS35338-27	.WASHER,LOCK .....	4
3	PAOZO	96906	MS27183-14	.WASHER,FLAT .....	4
4	PAOZZ	8L740	906060	.STRAP, FUEL TANK .....	2
5	PAOZZ	8L740	906059	.TANK,FUEL,ENGINE .....	1
6	PAOZZ	8L740	224100	..SCREW,MOUNTING NO.10-32 WITH SEAL.....	5
7	PAOZZ	81381	12885281	..GAUGE,FUEL .....	1
8	PAOZZ	8L740	241000	..GASKET,FUEL GAUGE .....	1
9	PAOZZ	96906	MS35645-2	..CAP,FILLER OPENING .....	1
10	PAOZO	96906	MS35643-1	..GASKET .....	1
11	PAOZZ	8L740	850024	..SCREEN ASSEMBLY WITH CHAIN .....	1
12	XAOZZ	81381	12885280-2	..TANK, FUEL .....	1
13	PAOZZ	82465	31WLF3816	.NUT,PLAIN,ASSY 3/8IN. - 16UNC .....	4
14	XDOZZ	81381	99541	.BRACKET,MOUNTING .....	1
15	XDOZZ	81381	99542	.BRACKET,MOUNTING .....	1
16	XDOZZ	81381	12880039	.BRACE,FUEL TANK .....	2
17	XDOZZ	81381	99629	.SPACER,TOOL BOX IN. OD X .50IN. ....	4
				ID X 1IN. LG.....	

END OF FIGURE

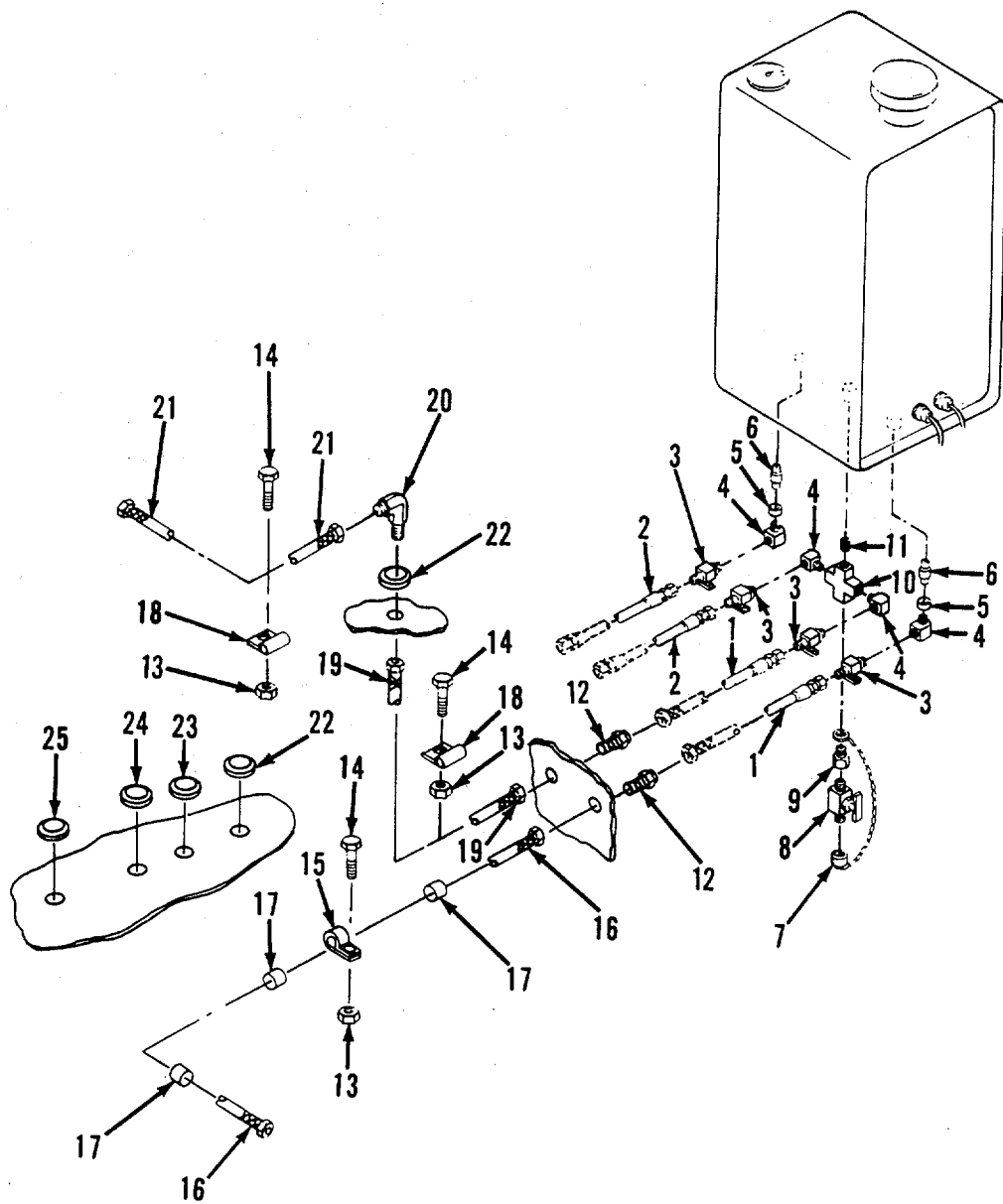


Figure 26. Fuel Tank Lines, Valves, and Fittings

## SECTION II TM9-6115-654-24P

(1) ITEM NO	(2) SMR CODE	(3) CAGEC	(4) PART NUMBER	(5) DESCRIPTION AND USABLE ON CODES(UOC)	(6) QTY
GROUP 04 FUEL SYSTEM					
FIG. 26 FUEL TANK LINES, VALVES AND FITTINGS					
1	PCOZZ	81381	99772	.HOSE ASSY FUEL SUPPLY .....	2
2	PCOZZ	81381	99773	.HOSE ASSY FUEL RETURN .....	2
3	PAOZZ	79470	6700	.COCK,SHUTOFF,SCREW .....	4
4	PAOZZ	79470	3400X4	.ELBOW,PIPE .....	4
5	PAOZZ	81381	85645	.FITTING,PIPE CLASS 3000,1/4IN.NPTF .....	2
6	PAOZZ	81381	12874564	.NIPPLE,FUEL TANK .....	2
7	PAOZZ	81381	90990	.CAP WITH CHAIN 1/2IN.-20UNC .....	1
				FEMALE THREAD .....	
8	PAOZZ	79470	695	.COCK,SHUTOFF,SCREW 1/4IN.NPT,1/2- .....	1
				20UNF .....	
9	PAOZZ	79470	3200X4	.COUPLING,PIPE .....	1
10	PAOZZ	08441	A17198-2	.CROSS,PIPE .....	1
11	PAOZZ	81343	4-4140137B	.NIPPLE,PIPE,BRASS .....	1
12	PAOZZ	96906	MS51520A4	.NIPPLE,TUBE .....	3
13	PAOZZ	82465	32WLF-1420	.NUT,SELF-LOCKING,HE 1/4IN.-20UNC .....	3
14	PAOZO	96906	MS90725-6	.SCREW,CAP,HEXAGON H 1/4IN-20UNC .....	3
				X 3/4IN. LG. ....	
15	PAOZZ	01276	900729-2	.CLAMP,LOOP .....	1
16	PCOZZ	81381	12892347	.HOSE ASSEMBLY BASE TO PUMP SUPPLY .....	1
17	PAOZZ	28520	2873	.BUSHING,OPEN/CLOSED .....	3
18	PAOZZ	96906	MS21122C8	.CLAMP,CUSHIONED 1/4IN. ID .....	2
19	PAOZZ	81381	91075	.TUBE ASSY ,FUEL .....	1
20	PAOZZ	96906	MS51507A4	.ELBOW,TUBE .....	1
21	PAOZZ	81381	91657	.TUBE ASSY,FUEL .....	1
22	PCOZF	96906	MS35489-27	.GROMMET,NONMETALLIC 1-1/2IN. ID .....	2
23	PCOZZ	76385	Z-4173	.GROMMET,NONMETALLIC 2IN. ID .....	1
24	PCOZZ	77969	26	.GROMMET,NONMETALLIC 1IN. ID .....	1
25	PCOZZ	76385	Z-2264	.GROMMET,NONMETALLIC 5/8IN. ID .....	1

END OF FIGURE

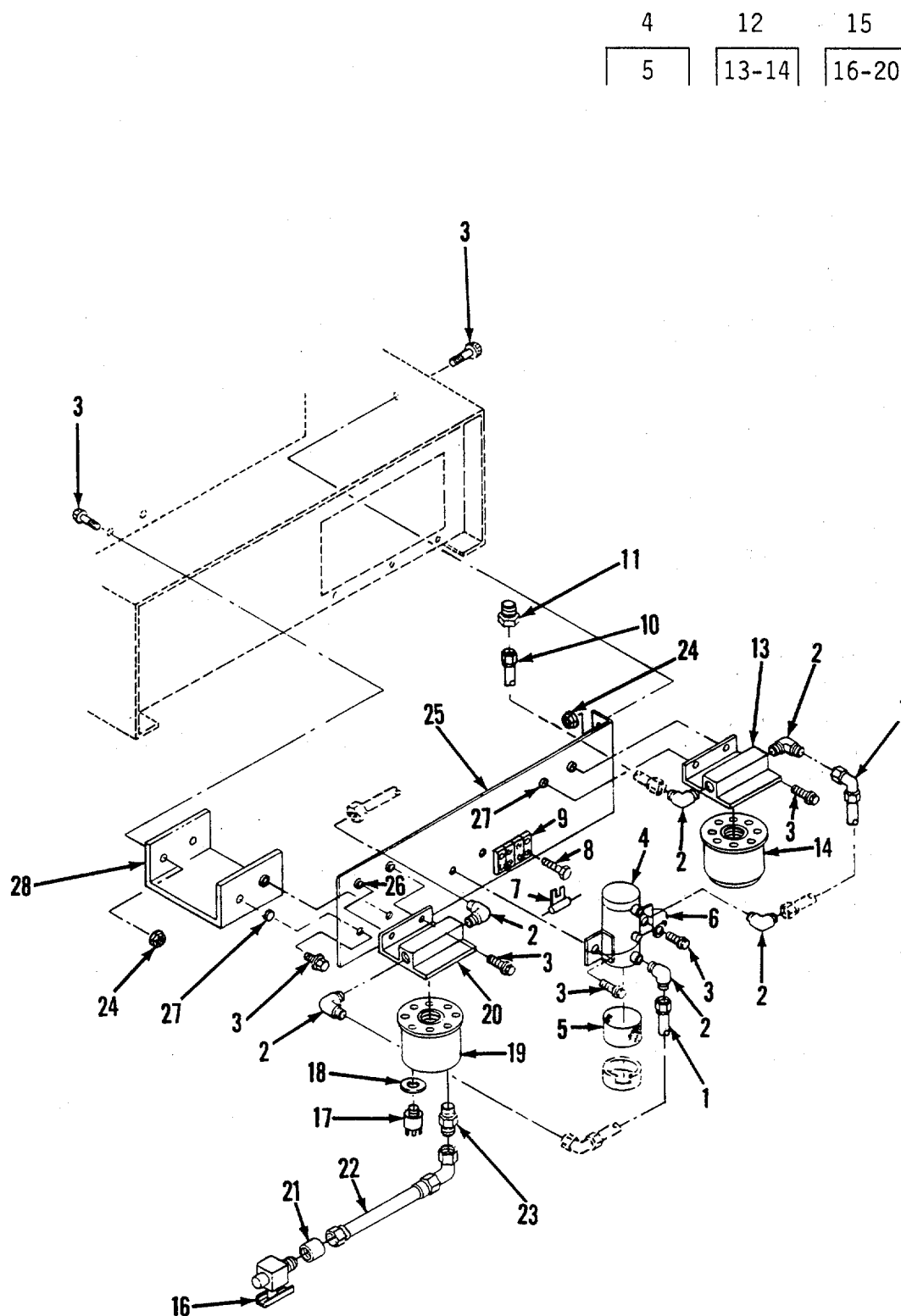


Figure 27. Fuel/Water Separator and Fuel Pump

SECTION II				TM9-6115-654-24P	
(1)	(2)	(3)(4)		(5)	(6)
ITEM	SMR		PART		
NO	CODE	CAGEC	NUMBER	DESCRIPTION AND USABLE ON CODES(UOC)	QTY
				GROUP 04 FUEL SYSTEM	
				FIG. 27 FUEL/WATER SEPARATOR AND FUEL PUMP	
1	PCOZZ	81381	12893448	.....HOSE ASSEMBLY .....	2
2	PAOZZ	01276	2003-4-4B	.....ELBOW, PIPE TO TUBE 90DEG 1/4IN.N.P.T./NO.4 SAE .....	6
3	PAFZO	96906	MS90725-6	.....SCREW, CAP, HEXAGON H 1/4IN. - 20UNC X 3/4IN. LG .....	12
4	PAOZZ	72850	40161	.....PUMP, FUEL, ELECTRICAL .....	1
5	PBOZZ	72850	479808	.....STRAINER ELEMENT, SE .....	1
6	PBOZZ	81381	12880854	.....WIRE ASSEMBLY , FUEL PUMP .....	1
7	PAOZZ	71590	DD403	GROUND TO TERMINAL BLOCK .....	
8	PAOZZ	96906	MS51957-31	.....CAPACITOR .04MF, 600VDC .....	1
9	PAOZZ	81381	37TB-2	.....SCREW, MACHINE NO.6-32UNC X 5/8IN. LG .....	2
10	PCOZZ	81381	12884448	.....BOARD, TERMINAL .....	1
11	PAOZZ	96906	MS51520A4	.....HOSE ASSEMBLY .....	1
12	PBOZZ	76700	91506-P	.....NIPPLE, TUBE .....	1
13	XAOZZ	76700	Q-54246	.....FILTER, FLUID 3 MICRON, SECONDARY .....	1
14	PAOZZ	76700	85242-P	.....HEAD, FILTER .....	1
15	PBOZZ	76700	91669-A	.....FILTER ELEMENT, FLUID SECONDARY .....	1
16	PAOZZ	76700	Q-56747	.....STRAINER, FUEL/WATER 30 MICRON, PRIMARY .....	1
17	PAOZZ	76700	Q61960	.....COCK, DRAIN .....	1
18	PCOZZ	76700	Q58515	.....PROBE, STATIC TUBE .....	1
19	PAOZZ	76700	85408-A	.....PACKING, PREFORMED .....	1
20	XAOZZ	76700	Q-54331	.....FILTER, FLUID .....	1
21	PAOZF	79470	3300X2	.....HEAD, FILTER .....	1
22	PCOZZ	81381	12890115	.....COUPLING, PIPE .....	1
23	PAOZZ	01276	2021-2-4S	.....HOSE ASSEMBLY .....	1
24	PAOZZ	82465	32WLF-1420	.....ADAPTER, STRAIGHT PIPE 1/4IN. TUBE OD .....	1
25	XDOZZ	81381	12883445	.....NUT, SELF-LOCKING, HEX .....	4
26	PAOZZ	19738	9505-06	.....BRACKET, FUEL FILTER .....	1
27	PAOZZ	84256	APS-5-420-165	.....INSERT, FEMALE NO. 6-32UNC .....	2
28	XDOZZ	81381	12883388	.....INSERT, FEMALE 1/4IN.-20UNC .....	10
				.....BRACKET, SUPPORT .....	1

END OF FIGURE



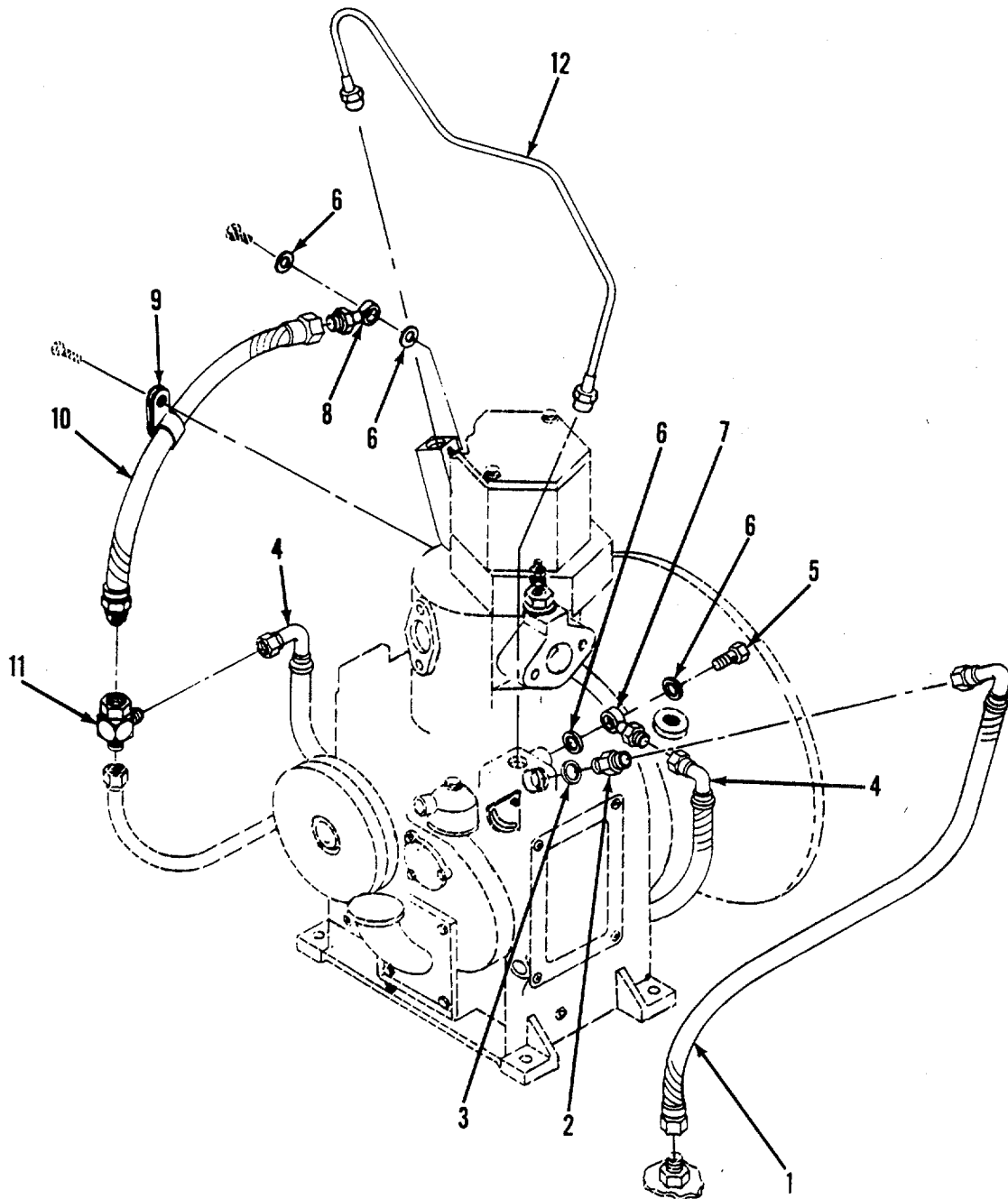


Figure 28. Engine Fuel Lines

SECTION II			TM9-6115-654-24P		
(1)	(2)	(3)(4)	(5)		(6)
ITEM NO	SMR CODE	CAGEC	PART NUMBER	DESCRIPTION AND USABLE ON CODES(UOC)	QTY
GROUP 04 FUEL SYSTEM					
FIG. 28 ENGINE FUEL LINES					
1	PCOZZ	81381	12884490	.....HOSE ASSEMBLY FUEL SUPPLY..... BULKHEAD TO ENGINE	1
2	PAOZZ	01276	15.063-6-4S	.....ADAPTER M12X1.5MM, 1/4 TUBE OD.....	1
3	PAOZZ	15526	7603CU-A12X16MM	.....WASHER, FLAT 12MM, COPPER .....	1
4	PCOZZ	81381	12884489	.....HOSE ASSEMBLY FUEL BYPASS..... ENGINE TO FUEL TANK	1
5	PAOZZ	62445	2002 0233	.....SCREW, HOLLOW .....	1
6	PAOZZ	15526	7603CU-A6X10MM	.....WASHER, SEALING 6MM ID, COPPER.....	4
7	PAOZZ	81381	12890024	.....ADAPTER, BANJO .....	1
8	PAOZZ	81381	90938	.....ADAPTER, BANJO .....	1
9	PAOZZ	01276	900729-2	.....CLAMP, LOOP .....	1
10	PCOZZ	81381	91068	.....HOSE ASSEMBLY RETURN .....	1
11	PAOZZ	01276	203102-4-4S	.....TEE, SWIVEL .....	1
12	PAFZZ	62445	20021229	.....TUBE ASSEMBLY, METAL INJECTOR.....	1

END OF FIGURE

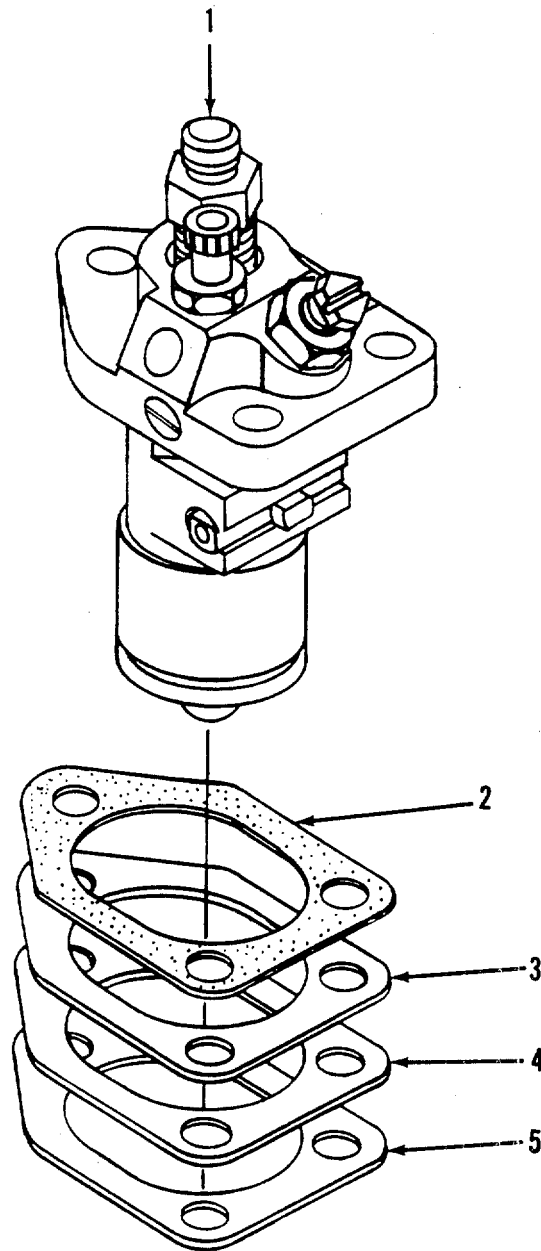


Figure 29. Fuel Injection Pump

SECTION II				TM9-6115-654-24P	
(1)	(2)	(3)(4)		(5)	(6)
ITEM	SMR		PART		
NO	CODE	CAGEC	NUMBER	DESCRIPTION AND USABLE ON CODES(UOC)	QTY
GROUP 04 FUEL SYSTEM					
FIG. 29 FUEL INJECTION PUMP					
1	PAFZZ	62445	20021612	.....PUMP, FUEL METERING .....	1
2	PAFZZ	62445	20626135	.....GASKET .....	1
3	PAFZZ	62445	21175009	.... SHIM 0.15MM THK.....	1
4	PAFZZ	62445	21175011	.....SHIM 0.25MM THK .....	2
5	PAFZZ	62445	21175013	.....SPACER, PLATE 0.50MM THK .....	1
END OF FIGURE					

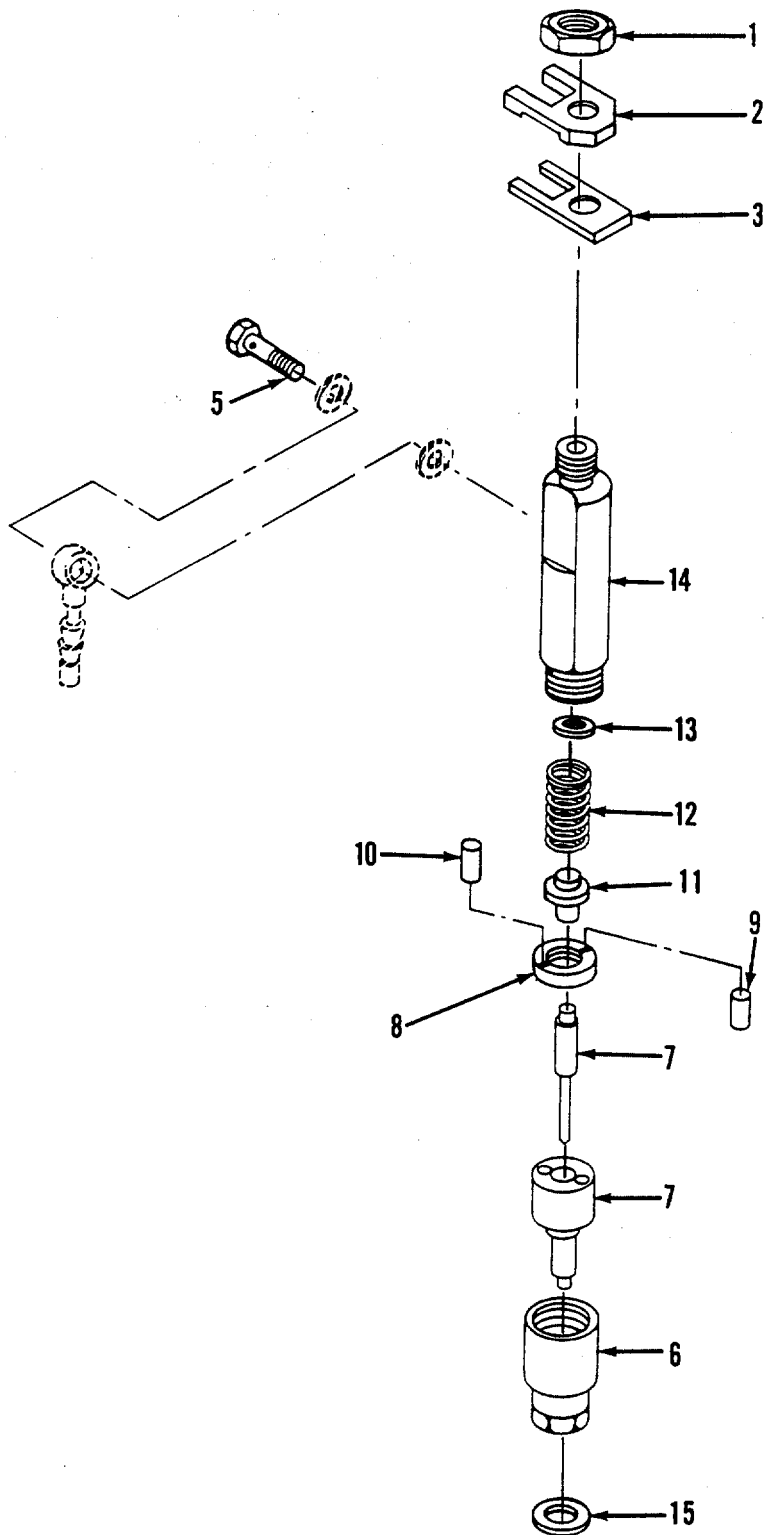


Figure 30. Fuel Injector

SECTION II				TM9-6115-654-24P	
(1)	(2)	(3)(4)		(5)	(6)
ITEM	SMR		PART		
NO	CODE	CAGEC	NUMBER	DESCRIPTION AND USABLE ON CODES(UOC)	QTY
				GROUP 04 FUEL SYSTEM	
				FIG. 30 FUEL INJECTOR	
1	PAFZZ	62445	112-2477	.....NUT, PLAIN, HEXAGON .....	1
2	XDFZZ	62445	20021553	.....HOLDER, FUEL .....	1
3	XDFZZ	62445	20020311	.....PLATE, SUPPORT .....	1
4	PAFFZ	62445	2002-1644	.....INJECTOR ASSEMBLY, F .....	1
5	PAFZZ	62445	20222424	.....BOLT, EXTERNALLY REL .....	1
6	XDFZZ	62445	0132 1195	.....NUT, NOZZLE CAP .....	1
7	XDFZZ	62445	2002 1649	.....NOZZLE, INJECTION .....	1
8	XDFZZ	62445	0132 1197	.....SPACER, INJECTOR .....	1
9	XDFZZ	62445	0132 1198	.....PIN, DOWEL .....	2
10	XDFZZ	62445	0132 1097	.....PIN, DOWEL .....	2
11	XDFZZ	62445	0132 1199	.....BOLT, THRUST .....	1
12	XDFZZ	62445	0132 1200	.....SPRING, COMPRESSION .....	1
13	XDFZZ	62445	0132 1201	.....SHIM, INJECTOR .....	1
14	XDFZZ	62445	0132 1202	.....BODY, NOZZLE .....	1
15	PAFZZ	62445	20020104	.....WASHER, SEAL .....	1

END OF FIGURE

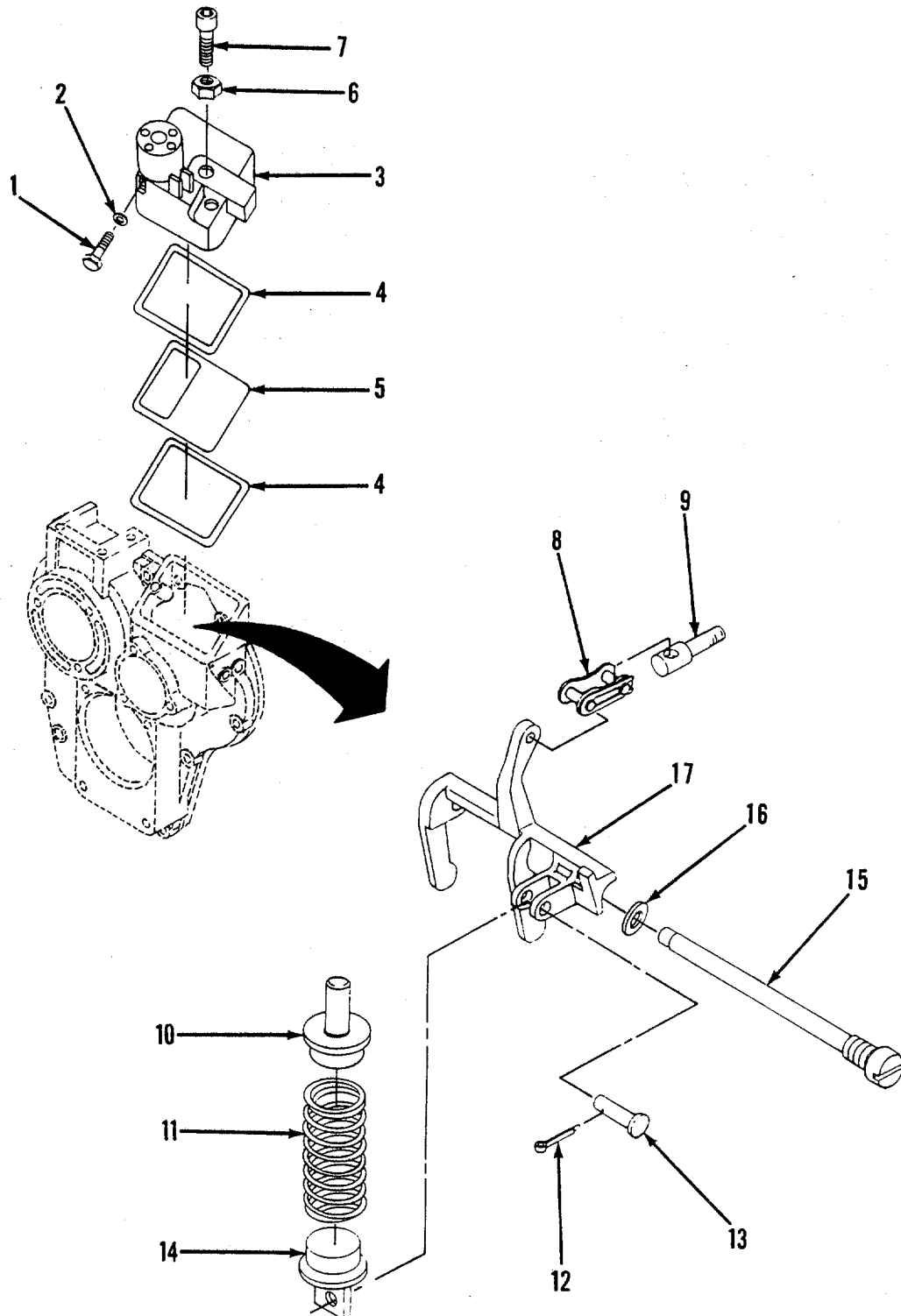


Figure 31. Governor

## SECTION II

TM9-6115-654-24P

(1) ITEM NO	(2) SMR CODE	(3)(4) CAGEC	PART NUMBER	(5) DESCRIPTION AND USABLE ON CODES(UOC)	(6) QTY
GROUP 04 FUEL SYSTEM					
FIG. 31 GOVERNOR					
1	PAFZZ	62445	0112 2389	.....BOLT, HEX HEAD .....	2
2	PAFZZ	62445	1107095	.....WASHER, FLAT .....	2
3	XDFZZ	62445	2081 0274	.... COVER, GOVERNOR .....	1
4	PAFZZ	62445	2062 6152	.....GASKET .....	2
5	PAFZZ	62445	20399040	.....DEFLECTOR, DIRT .....	1
6	PAFZZ	62445	20070003	.....NUT, SELF-LOCKING .....	1
7	PAFZZ	62445	2099 9010	.....SCREW, SET, GOVERNOR .....	1
8	PAFZZ	62445	20021322	.....LINK, CHAIN, DETACHAB .....	1
9	PAFZZ	62445	20021320	.....CLEVIS, ROD END .....	1
10	XDFZZ	62445	20021489	.....PLUNGER, DETENT .....	1
11	PAFZZ	62445	20021809	.....SPRING, HELICAL, COMP .....	1
12	PAFZZ	62445	0113 1017	.....PIN, COTTER, SPLIT .....	1
13	XDFZZ	62445	2002 1857	.....PIN, CLEVIS .....	1
14	XDFZZ	62445	2002 1856	.....CAP, SPRING, GOVERNOR .....	1
15	PAFZZ	62445	20021858	.....LEVER, MANUAL CONTRO.....	1
16	PAOZZ	62445	111-8647	.....PACKING, PREFORMED .....	1
17	PAFZZ	62445	20021686	.....LEVER, REMOTE CONTRO .....	1

END OF FIGURE



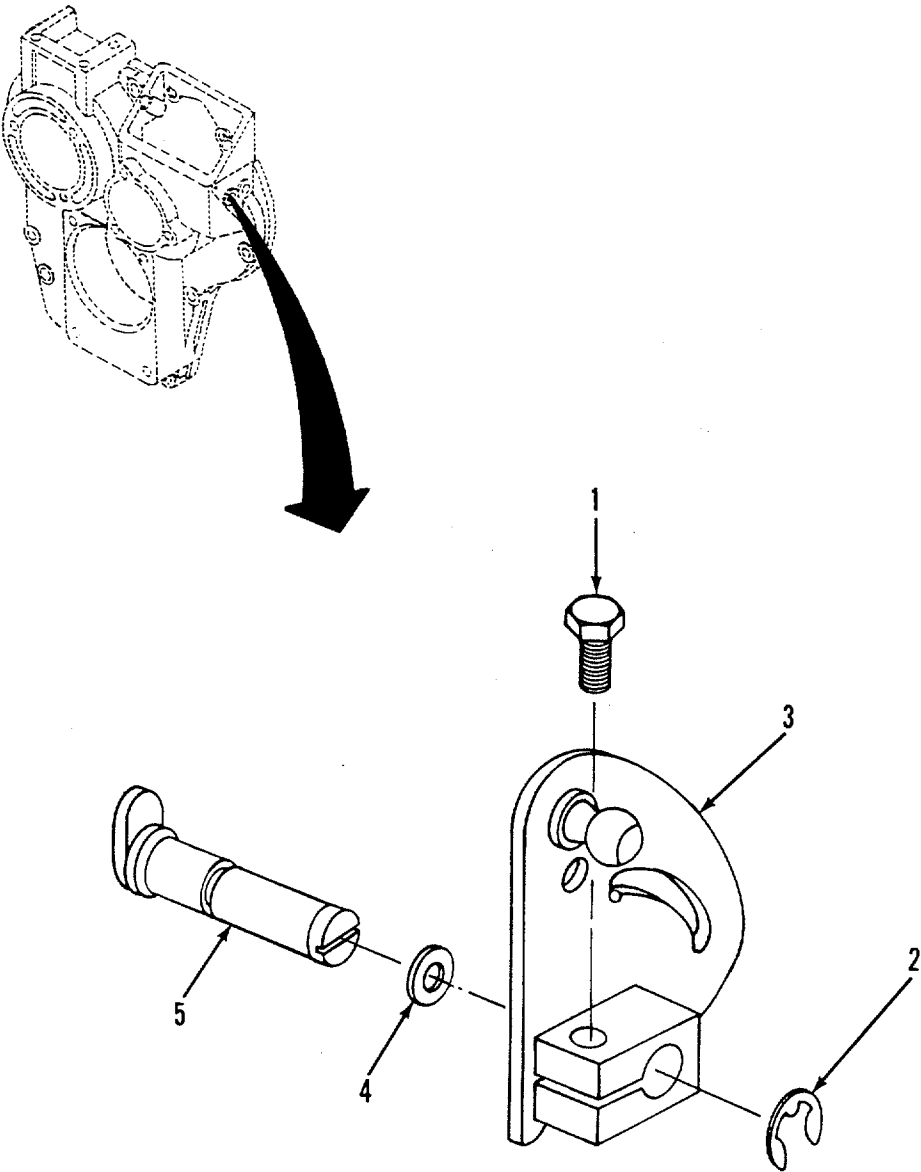


Figure 32. Fuel Control Linkage

SECTION II				TM9-6115-654-24P	
(1)	(2)	(3)(4)		(5)	(6)
ITEM	SMR		PART		
NO	CODE	CAGEC	NUMBER	DESCRIPTION AND USABLE ON CODES(UOC)	QTY
				GROUP 04 FUEL SYSTEM	
				FIG. 32 FUEL CONTROL LINKAGE	
1	PAFZZ	62445	0111 2201	..... BOLT, HEX HEAD .....	1
2	PAFZZ	62445	0111 7928	.....WASHER, RETAINING .....	1
3	XDFZZ	62445	2002 1864	.....LEVER, SHUTDOWN .....	1
4	PAFZZ	62445	0117 8905	.....PACKING, PREFORMED.....	1
5	XDFZZ	62445	2002 1862	.....SHAFT, SHUTDOWN.....	1

END OF FIGURE

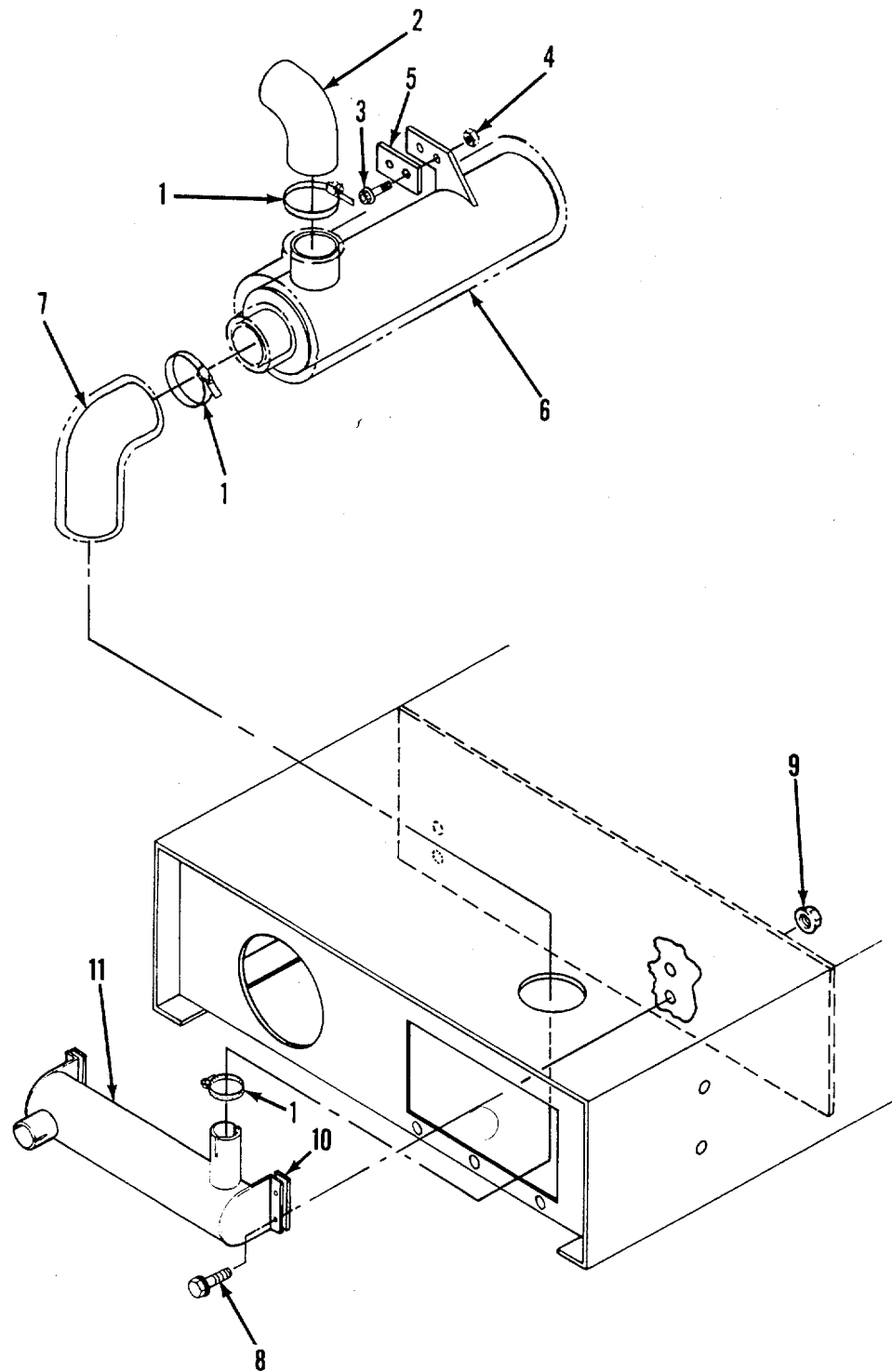


Figure 33. Resonators

SECTION II				TM9-6115-654-24P		
(1)	(2)	(3)(4)		(5)	(6)	
ITEM	SMR		PART			
NO	CODE	CAGEC	NUMBER	DESCRIPTION AND USABLE ON CODES(UOC)		QTY
				GROUP 04	FUEL SYSTEM	
				FIG. 33	RESONATORS	
1	PAOZZ	81646	6836	....CLAMP, HOSE .....		3
2	PCOZZ	18265	P10-5541	....ELBOW, NEOPRENE .....		1
3	PAOZO	96906	MS90725-3	....SCREW, CAP, HEXAGON H 1/4IN. - .....		2
				20OUNC X 1/2IN. LG		
4	PAOZZ	96906	MS17830-4C	....NUT, SELF-LOCKING, HE 1/4IN.-.....		2
				20UNC		
5	XDOZZ	13440	99925	....GASKET .....		1
6	XDOZZ	81381	99963	....RESONATOR, INSULATED .....		1
7	XDOZZ	81381	99962	....ELBOW, INSULATED BASE TO .....		1
				RESONATOR INTAKE		
8	PAOZO	96906	MS90725-3	....SCREW, CAP, HEXAGON H 1/4IN.- .....		4
				20NC X 1/2 LG		
9	PAOZZ	82465	32WLF-1420	....NUT, SELF-LOCKING, HE .....		4
10	XDOZZ	13440	99927	....GASKET .....		2
11	XDOZZ	76700	21869-N	....RESONATOR, INTAKE .....		1

END OF FIGURE

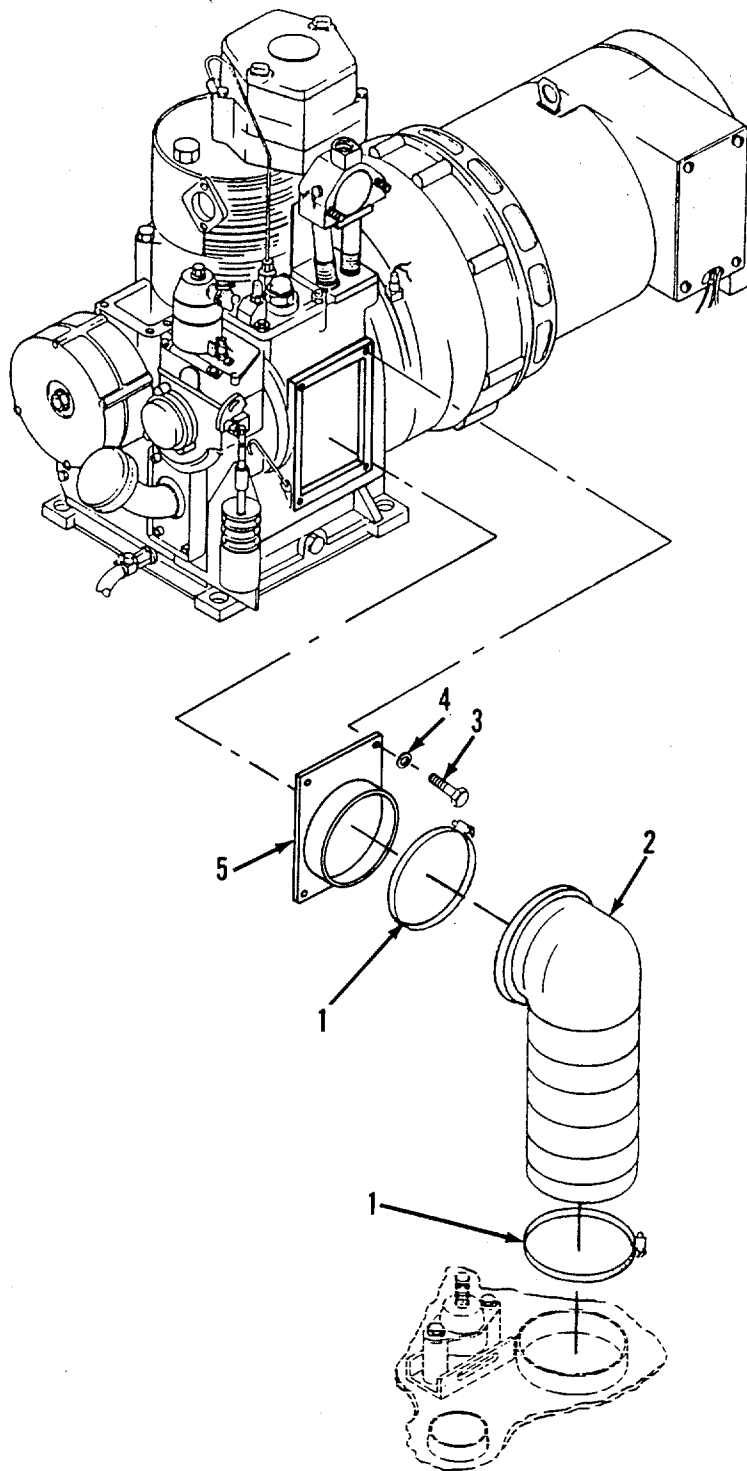


Figure 34. Air Duct

SECTION II		TM9-6115-654-24P			
(1)	(2)	(3)(4)		(5)	(6)
ITEM	SMR		PART		
NO	CODE	CAGEC	NUMBER	DESCRIPTION AND USABLE ON CODES(UOC)	QTY
				GROUP 04 FUEL SYSTEM	
				FIG. 34 AIR DUCT	
1	PAOZZ	81646	68104	.....CLAMP, HOSE 4IN. TO 7IN. DIA ....	2
2	PAOZZ	16632	FLX300140007204	.....HOSE ASSEMBLY, METAL 5IN. ID X .....	1
				18IN. LG	
3	PAOZZ	15526	933M6X1MMX16MM	....BOLT, HEX HEAD .....	4
4	PAOZZ	15526	127B6MM	....WASHER, LOCK .....	4
5	XDOZZ	81381	91082	....DUCT, COOLING AIR .....	1
END OF FIGURE					

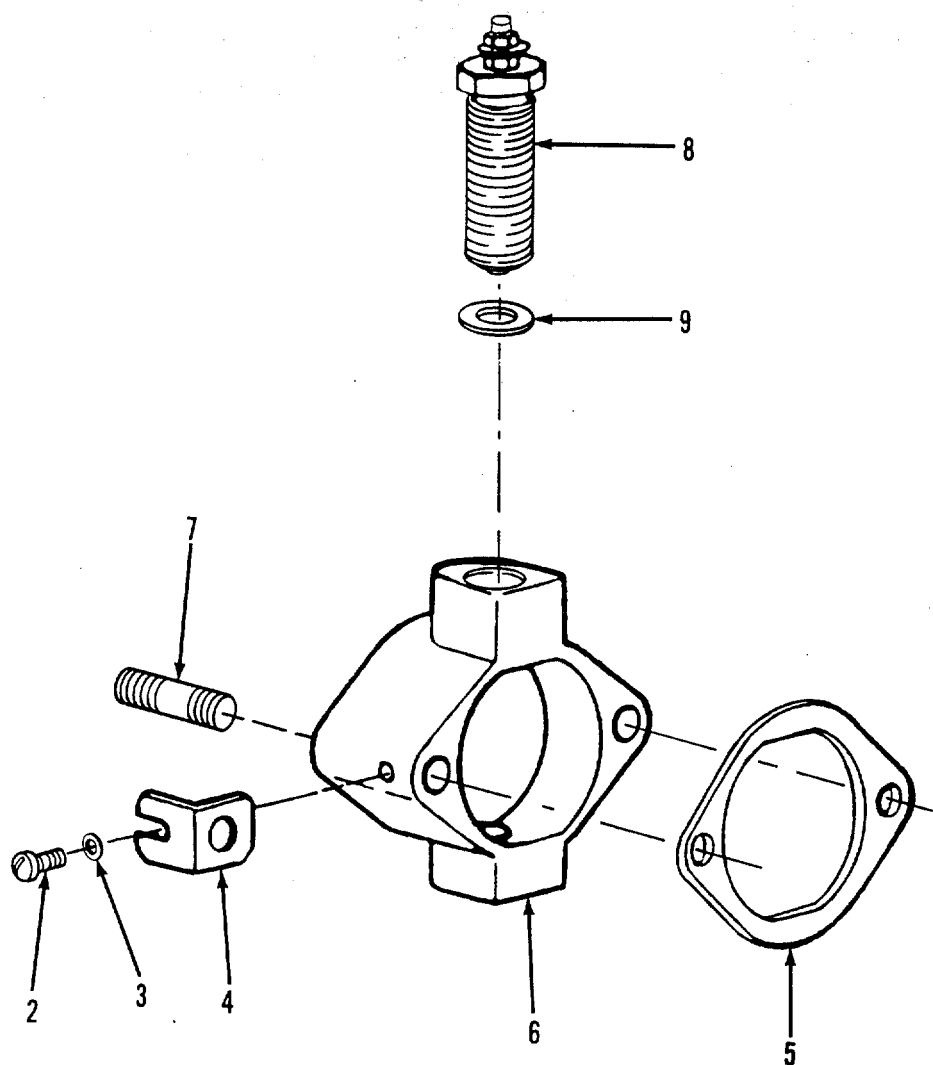


Figure 35. Heater Plug

SECTION II				TM9-6115-654-24P	
(1)	(2)	(3)(4)		(5)	(6)
ITEM	SMR		PART		
NO	CODE	CAGEC	NUMBER	DESCRIPTION AND USABLE ON CODES(UOC)	QTY
				GROUP 04	FUEL SYSTEM
				FIG. 35	HEATER PLUG
1	XDOZZ	62445	2945 0022	.... FLANGE, GLOW PLUG .....	1
2	PAOZZ	62445	0110 5518	....SCREW, MACHINE.....	1
3	PAOZZ	62445	0112 6725	....WASHER, LOCK .....	1
4	XDOZZ	62445	2155 3159	....ANGLE PLATE .....	1
5	PAOZZ	62445	2005 1077	....GASKET .....	1
6	XDOZZ	62445	2509 7540	....FLANGE .....	1
7	XDOZZ	62445	0111 0201	....STUD.....	2
8	PAOZZ	62445	117-9016	....PLUG, PIPE .....	1
9	PAOZZ	62445	1101342	....RETAINER, PACKING .....	1

END OF FIGURE



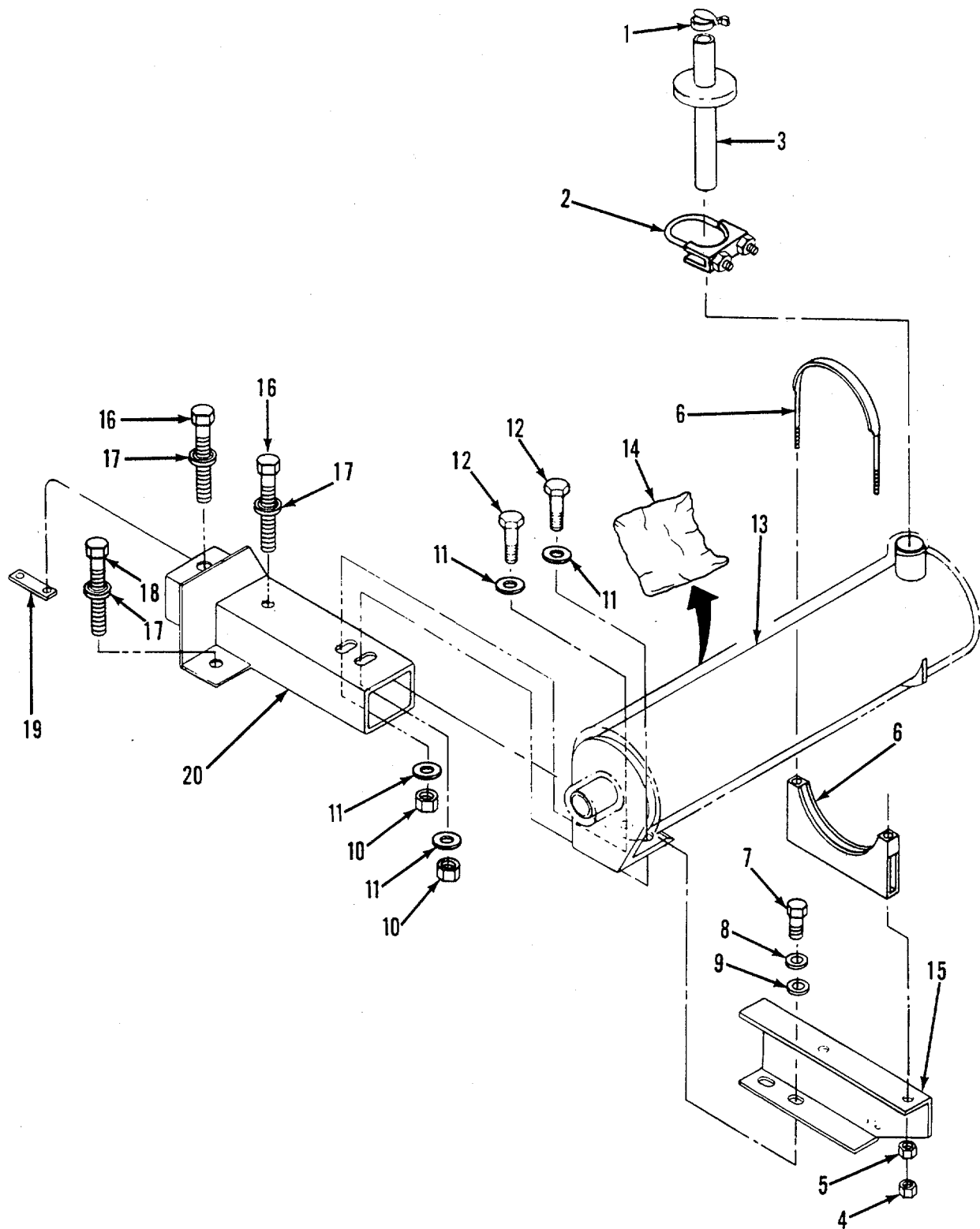


Figure 36. Exhaust System Muffler

SECTION II		TM9-6115-654-24P			
(1)	(2)	(3)(4)		(5)	(6)
ITEM	SMR		PART		
NO	CODE	CAGEC	NUMBER	DESCRIPTION AND USABLE ON CODES(UOC)	QTY
GROUP 05 EXHAUST SYSTEM					
FIG. 36 MUFFLER					
1	PAOZZ	81381	12883586	CAP ASSEMBLY, PROTEC .....	1
2	PAOZZ	26151	208-0034	..CLAMP, EXHAUST .....	1
3	XDOZZ	76700	Q-33620	..PIPE, TAIL .....	1
4	PAOZZ	81381	12873857	....NUT, HEX, LOCK 3/8IN.-16UNC .....	2
5	PAOZZ	96906	MS51967-8	....NUT, HEXAGON 3/8IN.-16UNC .....	2
6	PAOZZ	81381	12893156	....CLAMP, LOOP .....	1
7	PAOZO	96906	MS90725-60	....SCREW, CAP, HEXAGON H 3/8IN.- .....	2
16UNC X 1IN. LG.					
8	PAOZZ	96906	MS35338-27	....WASHER, LOCK .....	2
9	PAOZO	96906	MS27183-14	....WASHER, FLAT 3/8IN. ID .....	2
10	PAOZZ	96906	MS127830-5C	... .NUT, HEXAGON, LOCK 5/16IN.-18NC.....	2
11	PAOZZ	96906	MS27183-12	....WASHER, FLAT 5/16IN.ID .....	4
12	PAOZO	96906	MS90725-34	....BOLT, MACHINE 5/16IN.-18UNC X.....	2
1IN. LG					
13	PAOZZ	81381	12881663	....MUFFLER, EXHAUST .....	1
14	PAOZZ	81381	12890274	....BLANKET, SILENCER .....	1
15	XDOZZ	81381	12890035	....BRACKET, MUFFLER .....	1
16	PAOZZ	D8286	DIN933-M8X65-8.8	....BOLT, HEX HEAD 8MM X 1.25 TP X .....	2
-TZN 65MM LG					
17	PAOZZ	81381	90947	....WASHER, LOCK .....	3
18	PAOZZ	D8286	DIN933-M8X16-8.8	....BOLT, HEX HEAD 8MM X 1.25 TP X .....	1
-TZN 16MM LG					
19	XDOZZ	03938	S-473F335977M4	....GASKET, SILENCER .....	1
20	XDOZZ	81381	12880116	....BRACKET, MUFFLER .....	1

END OF FIGURE

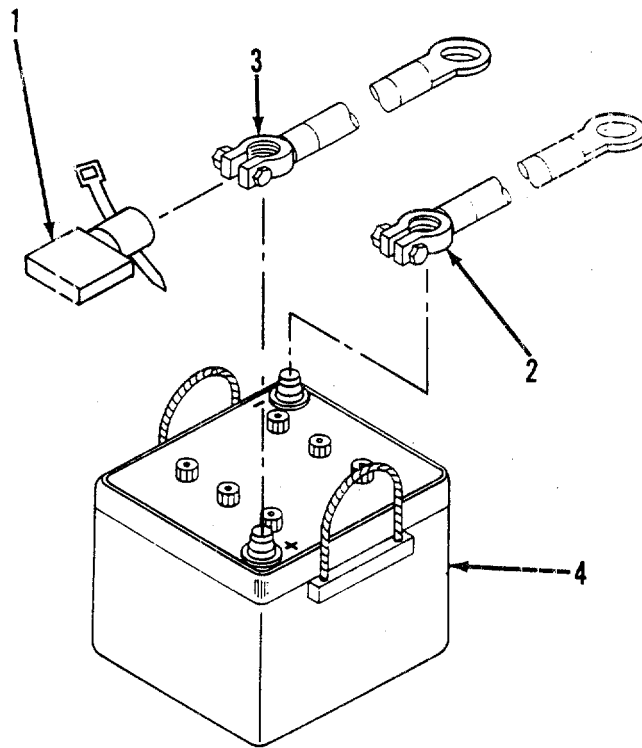


Figure 37. Battery and Cables

SECTION II

TM 9-6115-654-24P CO2

(1)	(2)	(3)	(4)	(5)	(6)
ITEM	SMR		PART		
NO	CODE	CAGEC	NUMBER	DESCRIPTION AND USABLE ON CODES(UOC)	QTY

GROUP 06 D. C. ELECTRICAL AND CONTROL SYSTEM

FIG. 37 BATTERY AND CABLES

1	PAOZZ	81381	728197	...PROTECTORS, TERMINAL .....	1
2	PAOZZ	81381	12885451	...CABLE, BATTERY NEGATIVE, BLACK.....	1
3	PAOZZ	81381	12885450	...CABLE, BATTERY POSITIVE, RED .....	1
4	PAOZA	96906	MS52149-1	...BATTERY, STORAGE .....	1

END OF FIGURE

5

6-7

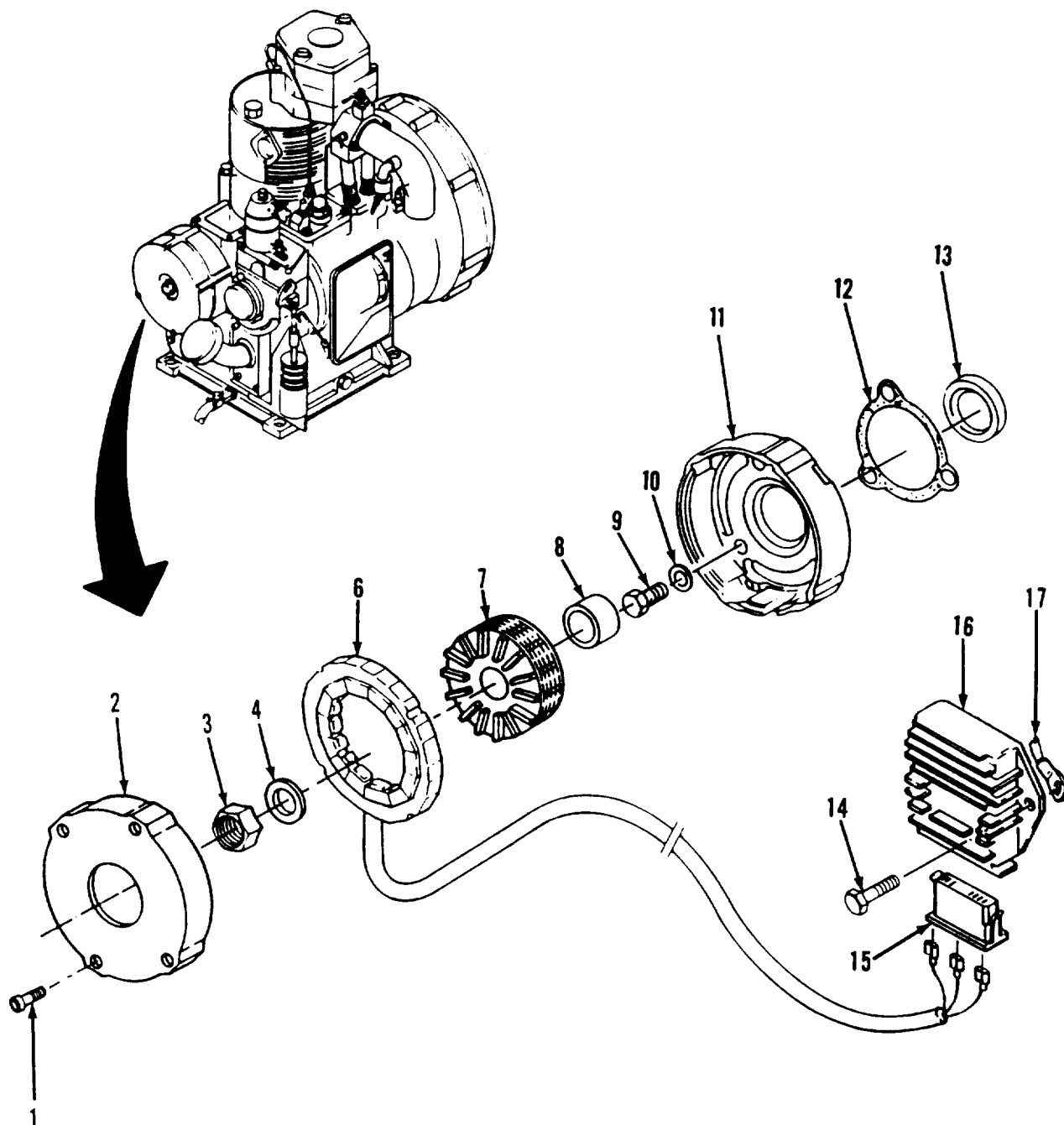


Figure 38. Alternator and Regulator

SECTION II				TM9-6115-654-24P	
(1)	(2)	(3)(4)		(5)	(6)
ITEM	SMR		PART		
NO	CODE	CAGEC	NUMBER	DESCRIPTION AND USABLE ON CODES(UOC)	QTY
				GROUP 06 D.C. ELECTRICAL AND CONTROL SYSTEM	
				FIG. 38 ALTERNATOR AND REGULATOR	
1	PAFZZ	62445	0113 1203	.....SCREW, COUNTERSUNK .....	4
2	XDFZZ	62445	2002 1607	.....COVER, ELECTRICAL .....	1
3	PAFZZ	62445	1112895	.....NUT, HEXAGON .....	1
4	PAFZZ	62445	1107117	.....WASHER, PLAIN .....	1
5	PAFFH	62445	0419-1226	.....GENERATOR, ALTERNATI .....	1
6	XDFZZ	62445	0419 1227	.....STATOR, ALTERNATOR .....	1
7	XDFZZ	62445	019 1228	.....ROTOR/IMPELLER .....	1
8	PAFZZ	62445	2059 7539	.....BUSHING, SLEEVE .....	1
9	PAFZZ	62445	1112322	.....BOLT .....	3
10	PAFZZ	62445	1107283	.....WASHER, LOCK .....	3
11	XDOZZ	62445	20021606	.....HOUSING, ELECTRICAL .....	1
12	PAFZZ	62445	20626167	.....GASKET .....	1
13	PAFZZ	62445	29493107	.....GASKET .....	1
14	PAOZO	96906	MS90725-6	.....SCREW, CAP, HEXAGON H 1/4IN.- .....	2
				20OUNC X 3/4IN. LG	
15	PAOZZ	62445	20813125	.....CONNECTOR, PLUG, ELEC .....	1
16	PAFZZ	62445	419-1231	.....REGULATOR, VOLTAGE .....	1
17	PAOZZ	81381	12885028	.....CABLE ASSEMBLY NO.16AWG, 1/ .....	1
				4IN.LUG, MALE	

END OF FIGURE

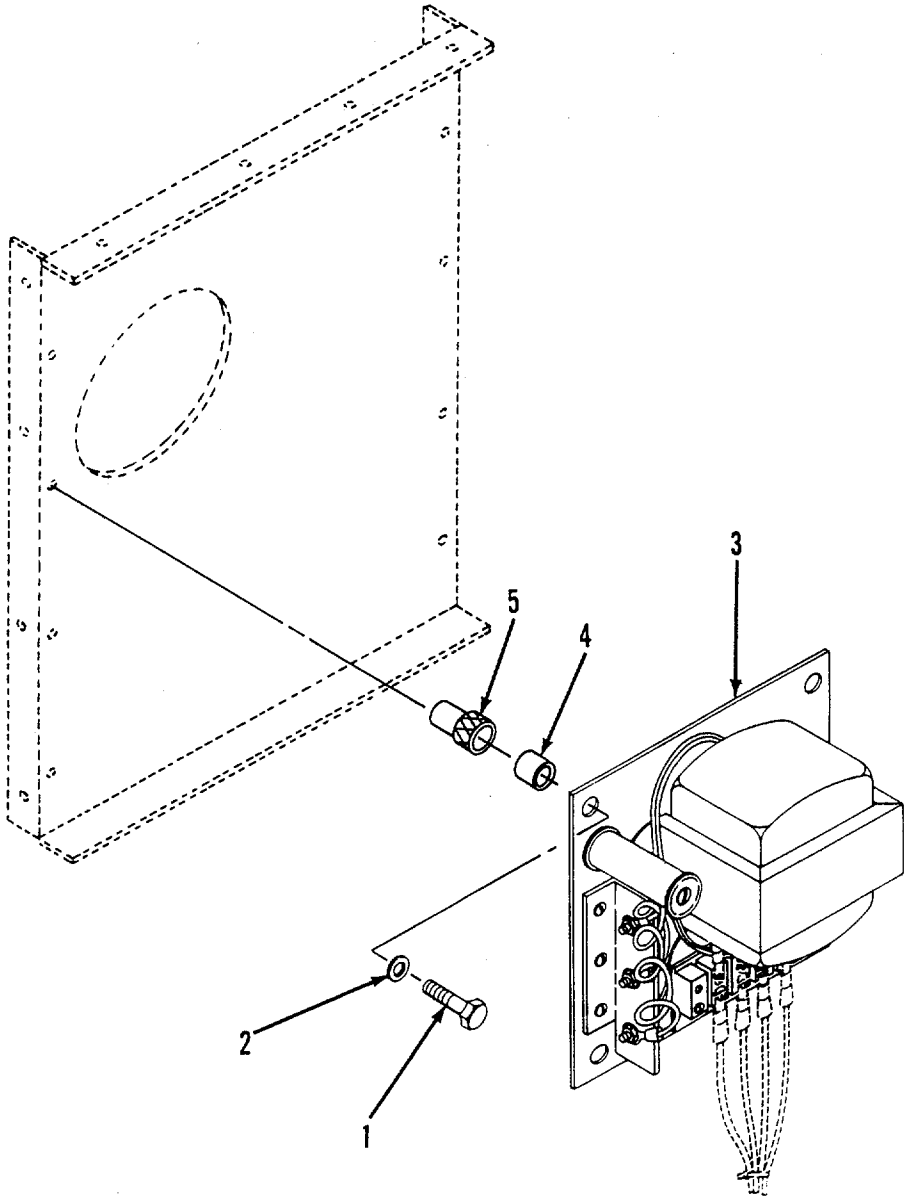


Figure 39. Battery Charger Assist

SECTION II		TM9-6115-654-24P			
(1)	(2)	(3)(4)	(5)		(6)
ITEM NO	SMR CODE	CAGEC	PART NUMBER	DESCRIPTION AND USABLE ON CODES(UOC)	QTY
				GROUP 06 D.C. ELECTRICAL AND CONTROL SYSTEM	
				FIG. 39 BATTERY CHARGER ASSIST	
1	PAFZZ	96906	MS90725-10	...SCREW, CAP, HEXAGON H .....	4
2	PAFZZ	96906	MS35338-44	...WASHER, LOCK .....	4
3	PBFZZ	81381	12872977	...CHARGER, BATTERY .....	1
4	XDFZZ	81381	12873087	...SPACER 7/16IN. OD X 5/16IN. ID .....	4
				X 5/8IN. LG	
5	PAFZZ	84256	APS-5-420-165	...INSERT, FEMALE .....	4
END OF FIGURE					



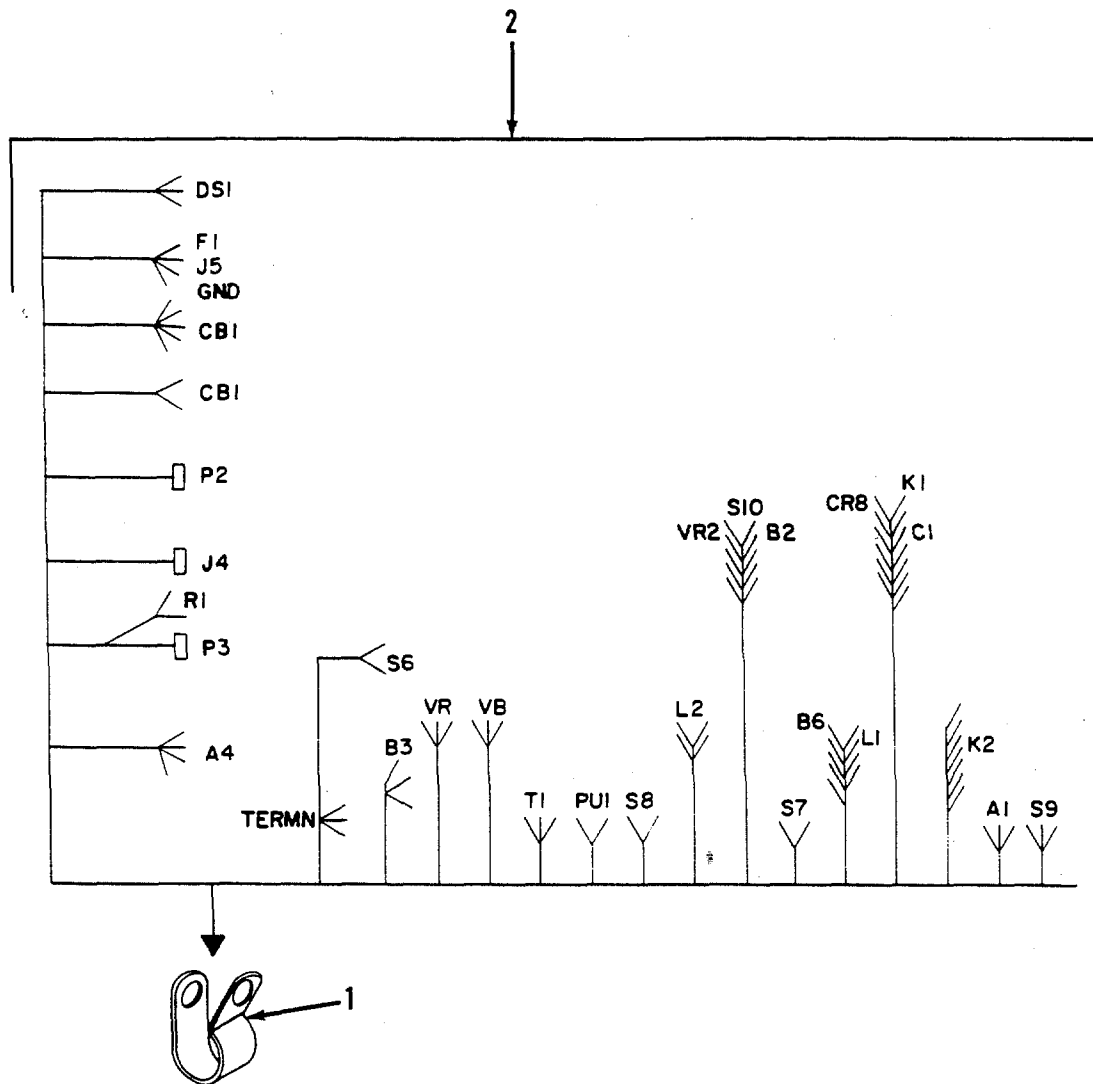


Figure 40. Wiring Harness

SECTION II				TM9-6115-654-24P		
(1)	(2)	(3)	(4)	(5)		(6)
ITEM	SMR		PART			
NO	CODE	CAGEC	NUMBER	DESCRIPTION AND USABLE ON CODES(UOC)		QTY
				GROUP 06	D.C. ELECTRICAL AND CONTROL SYSTEM	
				FIG. 40	WIRING HARNESS	
1	PAFZZ	96906	MS21919WCF-15	...CLAMP, LOOP .....		1
2	PAFZZ	81381	91637	...WIRING HARNESS.....		1
END OF FIGURE						

10

11-16

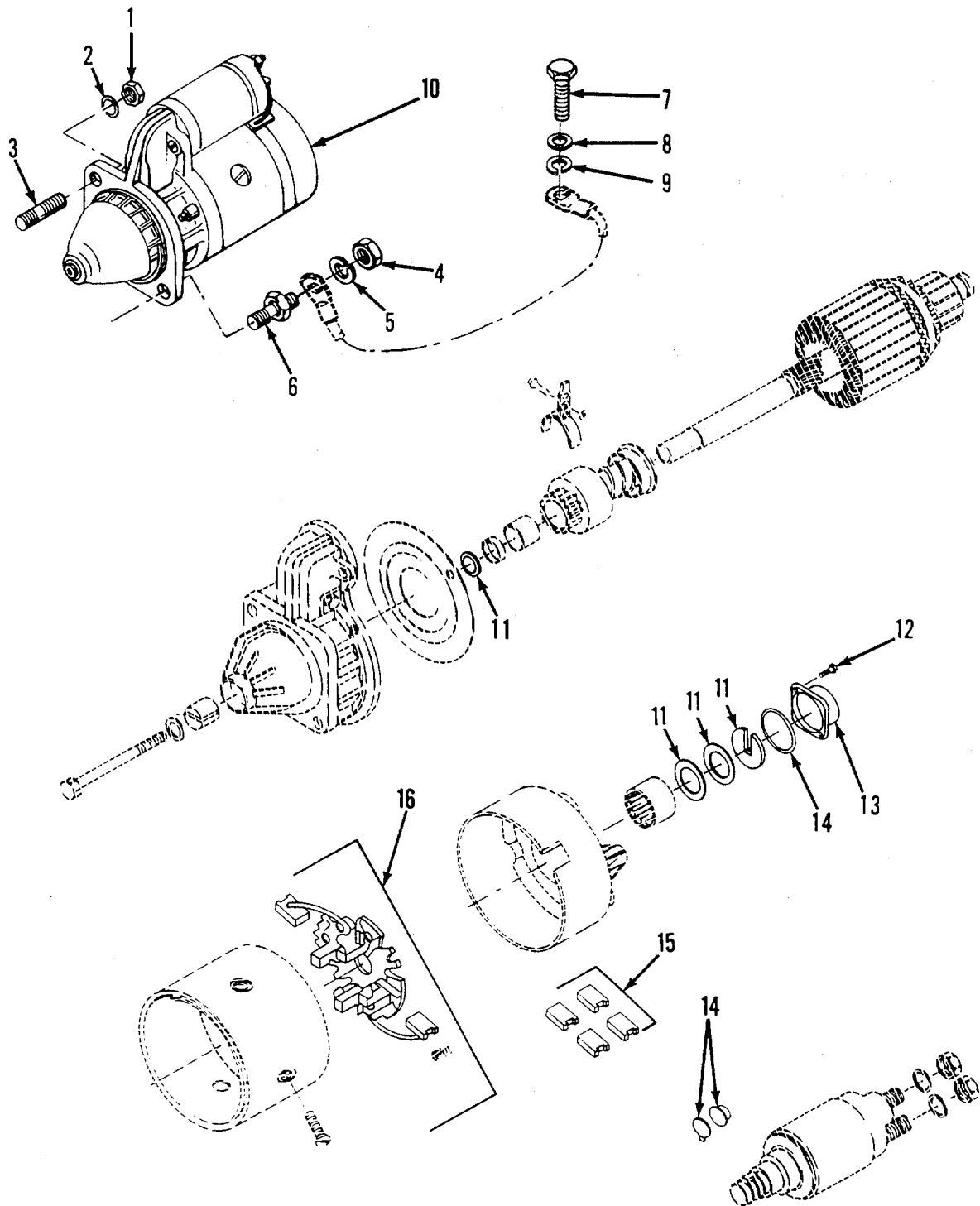


Figure 41. Starter

SECTION II			TM9-6115-654-24P		
(1)	(2)	(3)(4)	(5)		(6)
ITEM NO	SMR CODE	CAGEC	PART NUMBER	DESCRIPTION AND USABLE ON CODES(UOC)	QTY
				GROUP 06 D.C. ELECTRICAL AND CONTROL SYSTEM	
				FIG. 41 STARTER	
1	PAOZZ	62445	0111 2824	.....NUT, HEXAGON .....	1
2	PAOZZ	62445	110 7283	.....WASHER, LOCK .....	1
3	PAOZZ	62445	111 0183	.....STUD, PLAIN .....	1
4	PAOZZ	96906	MS16228-6C	....NUT, SELF-LOCKING, HE .....	1
5	PAOZZ	81381	12885738	...WASHER, LOCK 8MM ID .....	1
6	PAOZZ	81381	12884851	... STARTER, STUD .....	1
7	PAOZZ	96906	MS90728-9	.. ..SCREW, CAP, HEXAGON H .....	1
8	PAOZZ	96906	MS27183-48	....WASHER, FLAT .....	1
9	PAOZZ	96906	MS35338-44	....WASHER, LOCK .....	1
10	PAOFF	53867	0001211225	.....STARTER, ENGINE, ELEC .....	1
11	PAFZZ	53867	1 007 010 003	.....PARTS KIT, ELECTRICA .....	1
12	PAFZZ	62445	1105505	.....SCREW, MACHINE .....	2
13	XDFZZ	62445	2016 7103	.....CAP, STARTER .....	1
14	PAFZZ	53867	1007010004	.....GASKET SET .....	1
15	PAFZZ	62445	1309860	.....BRUSHES, CARBON .....	1
16	PAFZZ	62445	1309857	.....HOLDER, BRUSH .....	1

END OF FIGURE

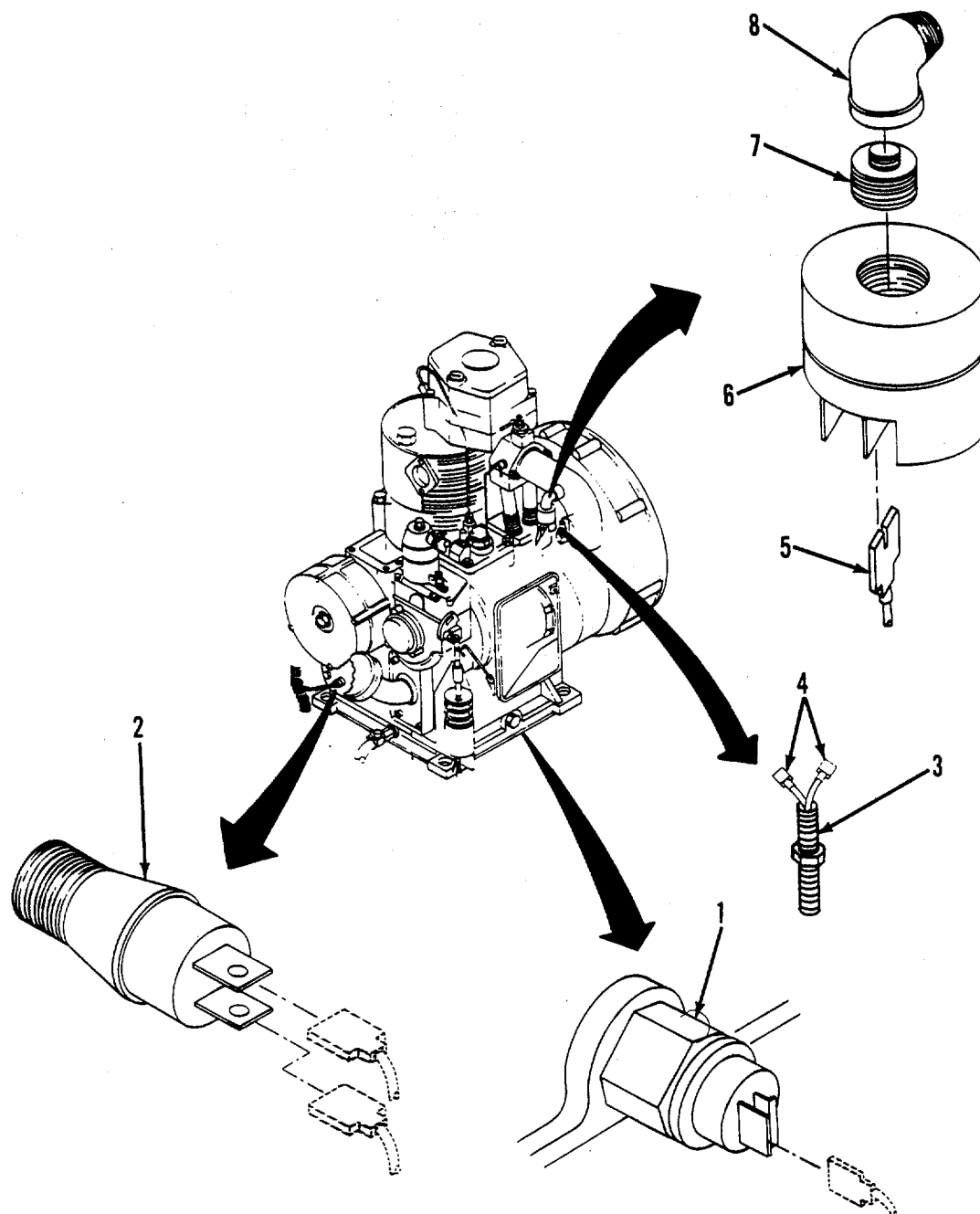


Figure 42. Engine Switches

SECTION II			TM9-6115-654-24P		
(1)	(2)	(3)(4)	(5)		(6)
ITEM NO	SMR CODE	CAGEC	PART NUMBER	DESCRIPTION AND USABLE ON CODES(UOC)	QTY
				GROUP 06 D.C. ELECTRICAL AND CONTROL SYSTEM	
				FIG. 42 ENGINE SWITCHES	
1	PAOZZ	82227	6601-005-005-001 6	.....SWITCH, HI ENG TEMP .....	1
2	PAOZZ	81381	12872635	.....SWITCH, PRESSURE .....	1
3	PAOZZ	81692	3025S13	.....TRANSDUCER, MOTIONAL .....	1
4	PAOZZ	00779	2-520103-2	.....TERMINAL, QUICK DISC .....	2
5	PAOZZ	02929	31N2519	.....TERMINAL, LUG .....	1
6	PAOZZ	18265	REX77-0050	.....SWITCH, FLOW.....	1
7	PAOZZ	96906	MS51846-1	.....NIPPLE, PIPE 1/8IN. NPT .....	1
8	XDOZO	96906	MS39230-1	.....ELBOW, PIPE 90DEG, 1/8IN. NPT .....	1

END OF FIGURE

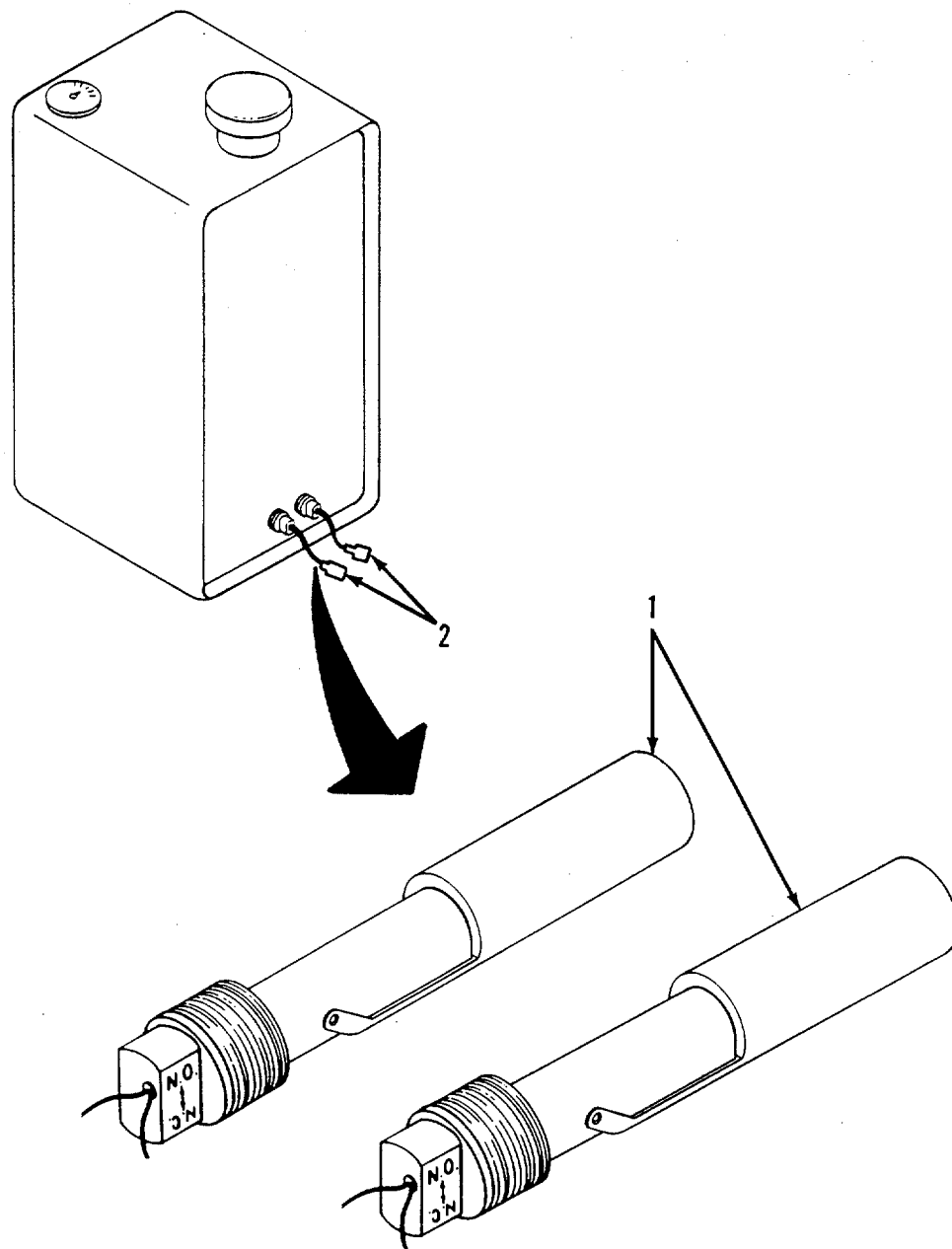


Figure 43. Low Fuel Switch

SECTION II			TM9-6115-654-24P		
(1)	(2)	(3)(4)	(5)		(6)
ITEM	SMR	PART			
NO	CODE	CAGEC	NUMBER	DESCRIPTION AND USABLE ON CODES(UOC)	QTY
				GROUP 06 D.C. ELECTRICAL AND CONTROL SYSTEM	
				FIG. 43 LOW FUEL SWITCH	
1	PAOZZ	04034	LS-117780	..SWITCH, FLOW .....	2
2	PAOZZ	00779	2-520103-2	..TERMINAL, QUICK DISC .....	4
END OF FIGURE					



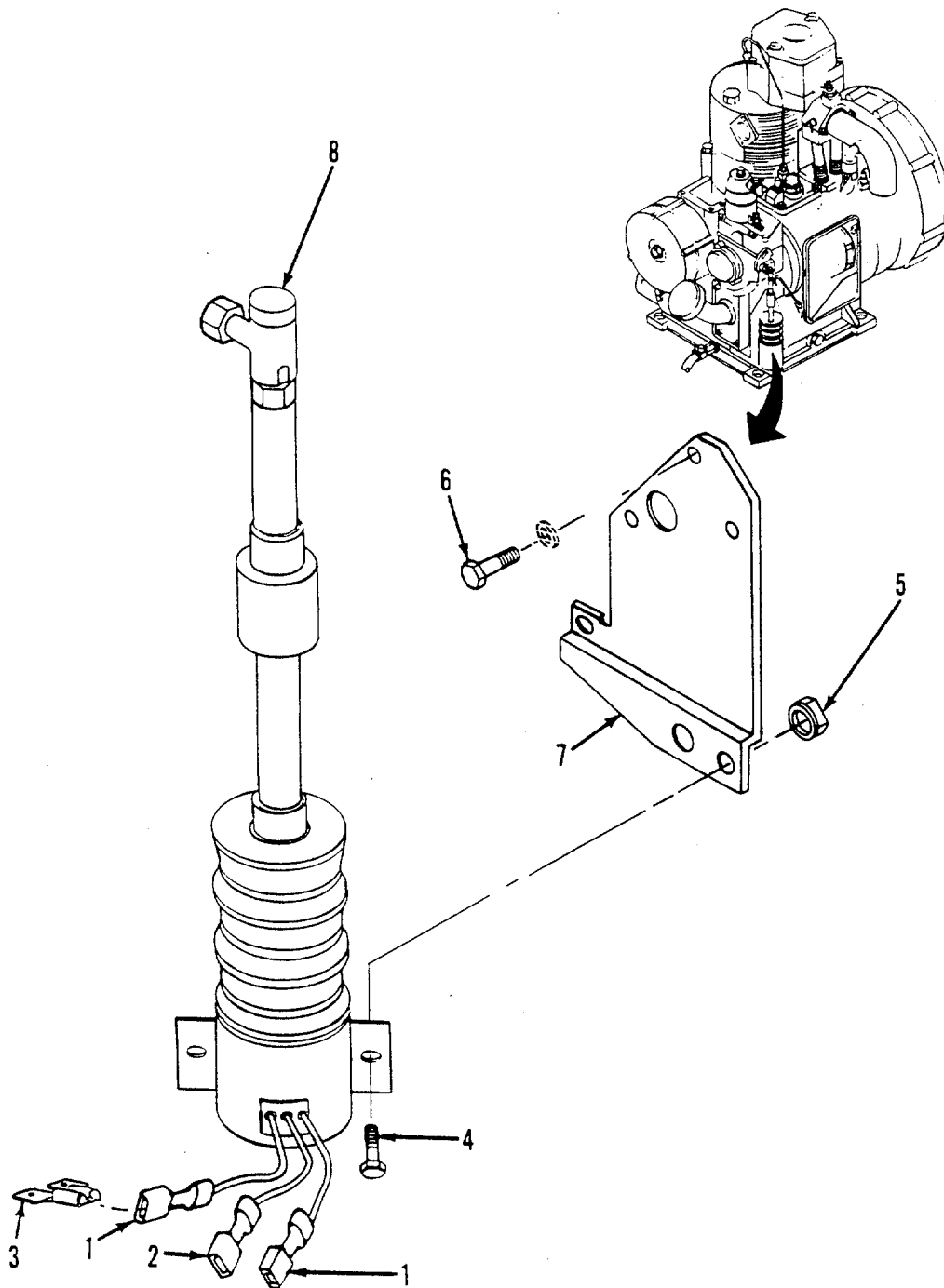


Figure 44. Fuel Solenoid

SECTION II		TM9-6115-654-24P			
(1)	(2)	(3)(4)	(5)		(6)
ITEM NO	SMR CODE	CAGEC	PART NUMBER	DESCRIPTION AND USABLE ON CODES(UOC)	QTY
				GROUP 06 D.C. ELECTRICAL AND CONTROL SYSTEM	
				FIG. 44 FUEL SOLENOID	
1	PAOZZ	59730	RB 25177	...TERMINAL, QUICK DISC .....	2
2	PAOZZ	00779	3-350820-2	...TERMINAL, QUICK DISC .....	1
3	PAOZZ	00779	61765-2	...TERMINAL, QUICK DISC .....	1
4	PAOZZ	MS907	25-6	...BOLT, HEX HEAD .....	2
5	PAOZZ	96906	MS17830-4C	...NUT, SELF-LOCKING, HE 1/4IN. -.....	2
6	PAOZZ	D8286	DIN933-M8X40--8.8	20UNC ...BOLT, HEX HEAD 8MM X 1.25 TP X .....	3
7	XDOZZ	81361	-TZN	40MM LG	
8	PAOZZ	81381	99832	...BRACKET, MOUNTING .....	1
			12884514	....SOLENOID, ELECTRICAL .....	1

END OF FIGURE

1

2-15

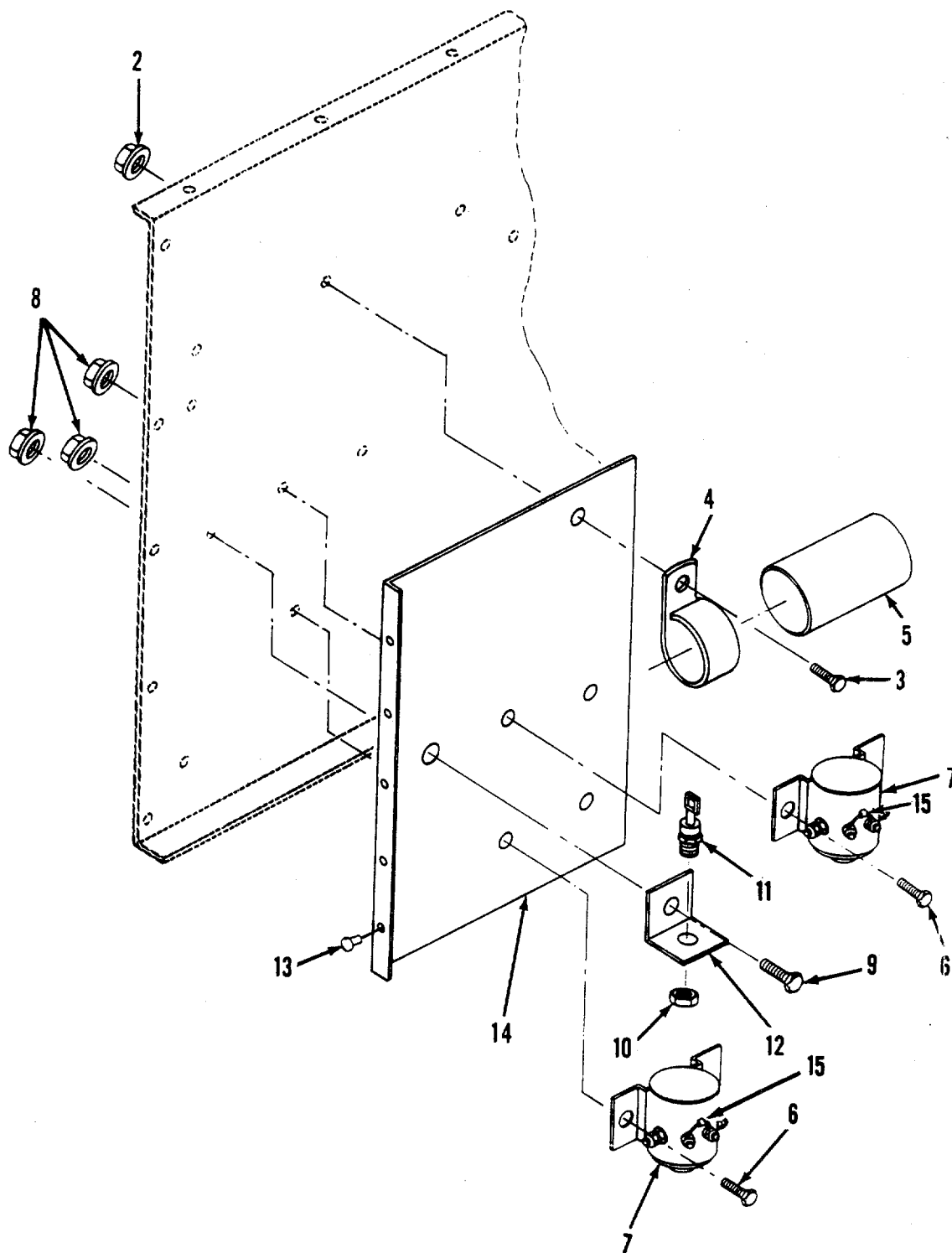


Figure 45. Engine Relays

(1) ITEM NO	(2) SMR CODE	(3) CAGEC	(4) PART NUMBER	(5) DESCRIPTION AND USABLE ON CODES(UOC)	(6) QTY
-------------------	--------------------	--------------	-----------------------	---------------------------------------------	------------

GROUP 06 D.C. ELECTRICAL AND  
CONTROL SYSTEM

FIG. 45 ENGINE RELAYS

1	XDOZZ	81381	99607	...RELAY/CAPACITOR .....	1
2	PAOZZ	82465	31WLF51618	...NUT, PLAIN, EXTENDED.....	1
3	PAOZZ	96906	MS90725-32	.... SCREW, CAP HEXAGON .....	1
4	PAOZZ	01276	900729-13	....CLAMP, LOOP .....	1
5	PAOZZ	56289	602D	....CAPACITOR, FIXED .....	1
6	PAOZO	96906	MS90725-3	....SCREW, CAP, HEXAGON H.....	4
7	PAOZZ	13445	24059	....SOLENOID, ELECTRICAL .....	2
8	PAOZZ	82465	31WLF1420	....NUT, PLAIN, EXTENDED.....	5
9	PAOZO	96906	MS90725-6	....SCREW, CAP, HEXAGON H.....	1
10	PAOZZ	96906	MS17830-3F	....NUT, HEXAGON NO. 10 - 32UNF .....	1
11	PAOZO	81349	JANIN1202A	....SEMICONDUCTOR DEVIC .....	1
12	XDOZZ	81381	96494	....BRACKET, MOUNTING .....	1
13	PAFZZ	29666	MGLP-R6-4	....RIVET, BLIND 3/16IN. DIA .....	5
				.395IN. LG .....	
14	XDOZZ	81381	99369	....BRACKET .....	1
15	PAOZZ	14936	1N4004GP	....SEMI CONDUCTOR.....	1

UOC:ETK

END OF FIGURE

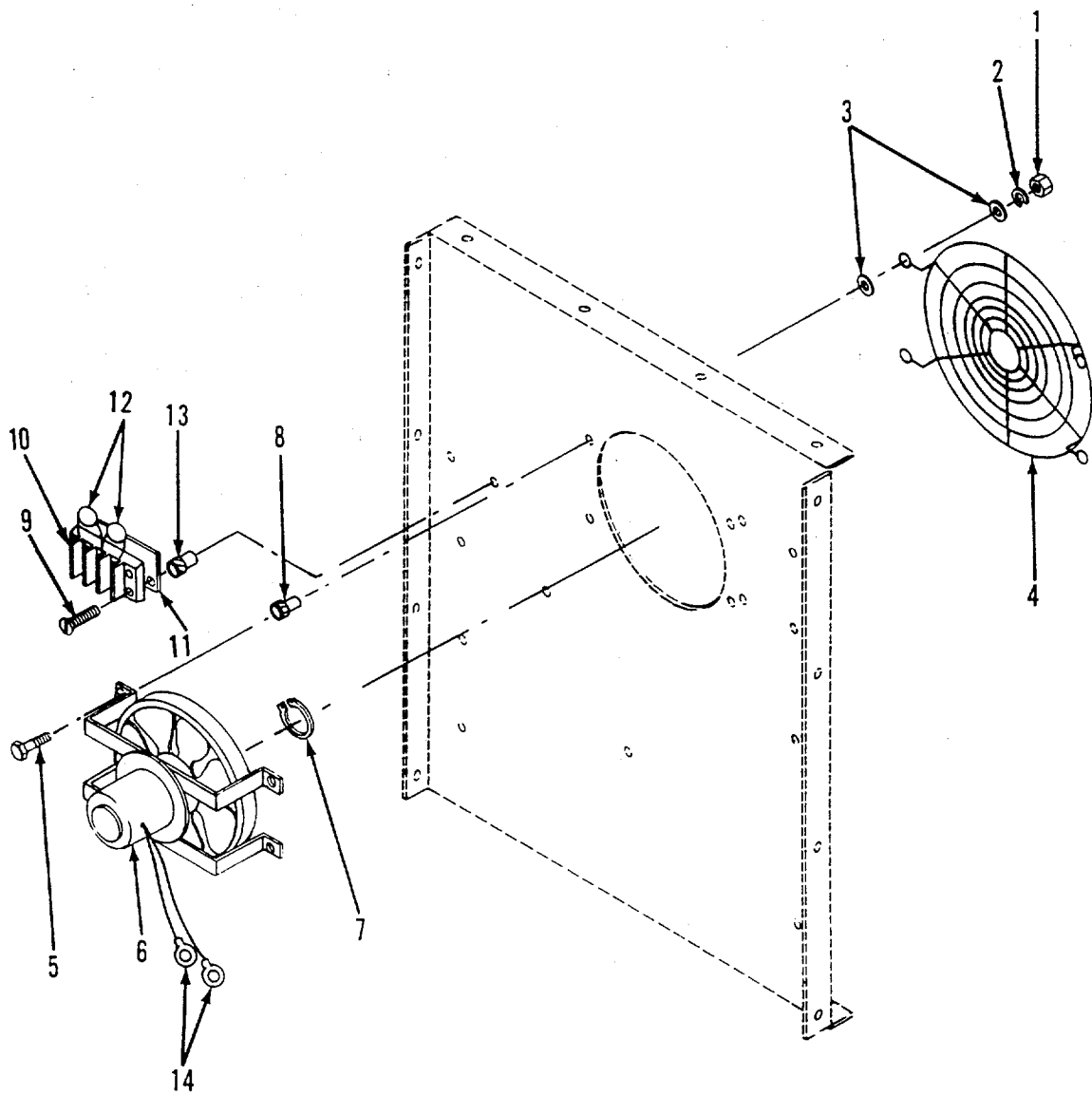


Figure 46. Cooling Fan

## SECTION II TM9-6115-654-24P

(1) ITEM NO	(2) SMR CODE	(3) CAGEC	(4) PART NUMBER	(5) DESCRIPTION AND USABLE ON CODES(UOC)	(6) QTY
-------------------	--------------------	--------------	-----------------------	---------------------------------------------	------------

GROUP 06 D.C. ELECTRICAL AND  
CONTROL SYSTEM

## FIG. 46 COOLING FAN

1	PAOZZ	96906	MS51967-2	...NUT, PLAIN, HEXAGON 1/4IN.-20UNC .....	4
2	PAOZZ	96906	MS35338-44	...WASHER, LOCK 1/4IN. ID .....	4
3	PAOZZ	96906	MS27813-52	...WASHER, FLAT 1/4IN. ID .....	8
4	XDOZZ	81381	12874447	...GUARD, FAN, AIR .....	1
5	PAOZZ	96096	MS90725-10	...BOLT, LOCK FLANGE 1/4IN.-20UNC X .....	4
				1-1/4IN. LG .....	
6	PAOZZ	81381	99998	...FAN, CENTRIFUGAL .....	1
7	PAOZZ	50184	019614	...RING, SNAP .281IN. ID .....	1
8	PAOZZ	84256	APS-5-420-165	...INSERT, FEMALE 1/4IN.- 20UNC .....	4
9	PAOZZ	81381	76529	...BOLT, HEX HEAD NO.8-32UNC-2A X.....	2
				1/2IN. LG .....	
10	PAOZZ	81349	38TB3	...TERMINAL BOARD 3POINT, 20AMP,.....	1
				141 .....	
11	PAOZZ	71785	MS3-141	...INSULATOR, MARKER .....	1
12	PAOZZ	71590	DD403	...CAPACITOR .04MF, 600VDC .....	2
13	PAOZZ	84256	ANS2-832	...INSERT, FEMALE NO.8-32UNC .....	2
14	PAOZZ	96906	MS25036-107	...TERMINAL, LUG 16-14AWG .095IN. ID .....	2

END OF FIGURE

1

2-34

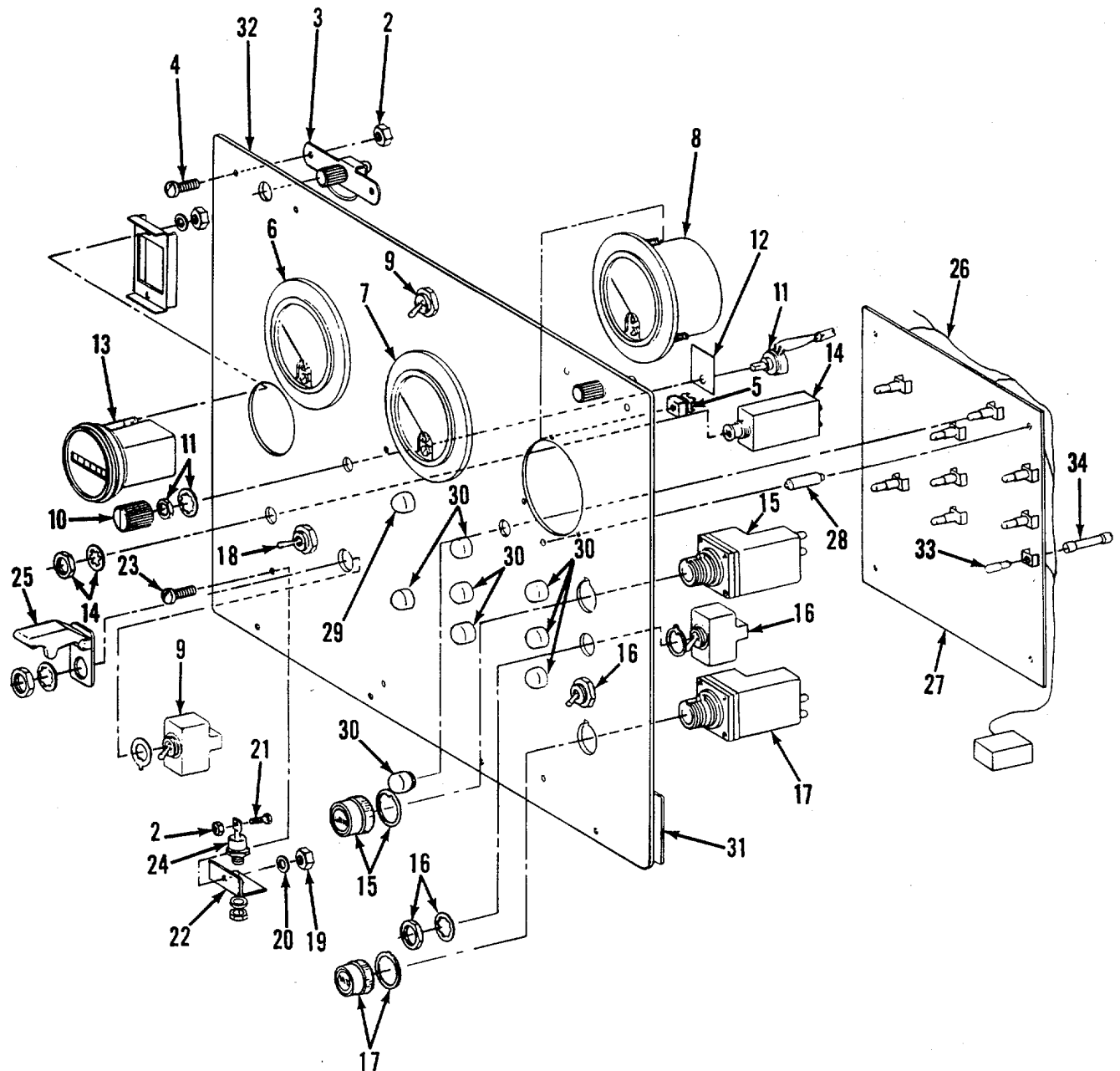


Figure 47. Control Panel

(1) ITEM NO	(2) SMR CODE	(3) CAGEC	(4) PART NUMBER	(5) DESCRIPTION AND USABLE ON CODES(UOC)	(6) QTY
GROUP 06 D.C. ELECTRICAL AND CONTROL SYSTEM					
FIG. 47 CONTROL PANEL					
1	XDOOO	81381	91090	...CONTROL PANEL, ASSY .....	1
2	PAOZZ	78189	511-061800-00	...NUT, PLAIN, ASSEMBLED NO. 6-32UNC.....	5
3	PAOZZ	94222	57-99-312-10	...LOCKSPRING, TURNLOCK.....	2
4	PAOZZ	70318	6-32UNC3AX1/2	...SCREW, BINDER HEAD NO.6-32UNC X.....	4
				1/2IN. LG .....	
5	PAOZZ	02768	242-180602-91-01 01	...FASTENER .....	9
6	P	AOZZ	81381 90955	...VOLTMETER 0-150VAC SCALE .....	1
7	PAOZZ	81381	90957	...FREQUENCY METER 55-65HZ SCALE .....	1
8	PAOZZ	81381	90956	...AMMETER 0-144PCT SCALE .....	1
9	PAOZZ	12361	7-872-000592	...SWITCH, TOGGLE .....	2
10	PAOZZ	62676	274-415	...KNOB .....	1
11	PAOZZ	81381	90959	...RESISTOR, VARIABLE, W .....	1
12	PBOZZ	81381	12884613	...INSULATOR 2IN. X 1-1/4IN.....	1
13	PAOZZ	33955	52435-001	...METER, TIME TOTALIZI.....	1
14	PAOZZ	06402	41-2-P10-LN2-10A	...CIRCUIT BREAKER 10AMP, SINGLE.....	1
				POLE, 112VDC .....	
15	PAOZZ	91929	PWP36Q3	...SWITCH, PUSH GREEN.....	1
16	PAOZZ	81640	8530K311	...SWITCH, TOGGLE .....	2
17	PAOZZ	91929	PWP23Q3	...SWITCH, PUSH RED.....	1
18	PAOZZ	12361	7-872-000576	...SWITCH, TOGGLE .....	1
19	PAOZZ	78189	511-081800-00	...NUT, PLAIN, ASSEMBLED NO.8-32UNC.....	1
20	PAOZZ	96906	MS27183-41	...WASHER, FLAT NO.8 NOMINAL.....	1
21	PAOZZ	70318	6-32UNCX3/8	...SCREW, PAN HD CRES NO.6-32UNC-2A.....	1
				X 3/8IN. LG.....	
22	XDOZZ	81381	96494	...BRACKET, MOUNTING .....	1
23	PAOZZ	70318	8-32UNC-2AX1/2LG	...SCREW, BINDER HEAD.....	1
24	PAOZZ	81349	JANIN1188R	...SEMICONDUCTOR DEVIC .....	1
25	PAOZF	96906	MS25224-1	...GUARD, SWITCH .....	1
26	PBOZZ	81381	96401	...HARNESS, PANEL ASSY .....	1
27	PAOZZ	81381	99307	...CIRCUIT CARD ASSEMB .....	1
28	PBOZZ	4K766	SSA-156-20	...POST, STANDOFF .....	4
29	PAOZZ	58854	30122-0	...LENS, LIGHT GREEN .....	1
30	PAOZZ	72619	95-0973	...LENS, LIGHT YELLOW .....	8
31	PCOZZ	81381	12881671	...WEATHER STRIPPING 3/16IN. X 3/.....	1
				4IN. X 15FT. LG .....	
32	XDOZZ	81381	96407	...CONTROL PANEL .....	1
33	PAOZZ	71744	386	...LAMP, INCANDESCENT .....	9
34	PAOZZ	71400	AGX-5	...FUSE, CARTRIDGE .....	1

END OF FIGURE



1  
2-4

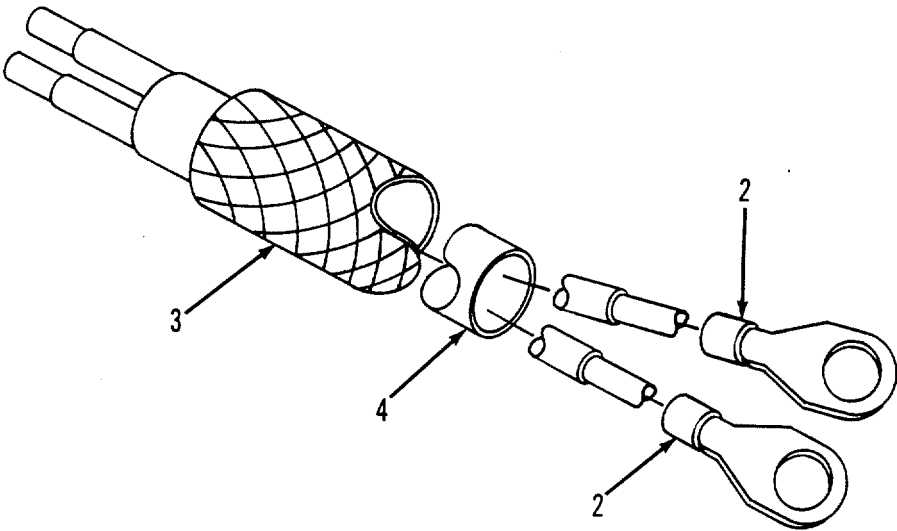


Figure 48. AC Wiring Harness

SECTION II TM9-6115-654-24P

(1) ITEM NO	(2) SMR CODE	(3) CAGEC	(4) PART NUMBER	(5) DESCRIPTION AND USABLE ON CODES(UOC)	(6) QTY
-------------------	--------------------	--------------	-----------------------	---------------------------------------------	------------

GROUP 07 AC POWER GENERATION AND  
CONTROL SYSTEM

FIG. 48 AC WIRING HARNESS

1	PBOFF	81381	99640	...CABLE ASSEMBLY 8AWG .....	1
2	PAFZZ	96906	MS25036-116	....TERMINAL, LUG NO.8-1/4IN. DIA.....	2
3	PBFZZ	81381	99640-3	....SHIELDING, CABLE 7FT. LG.....	1
4	PBFZZ	81381	99682	....CABLE, STRANDED 7.5FT. LG .....	1

END OF FIGURE

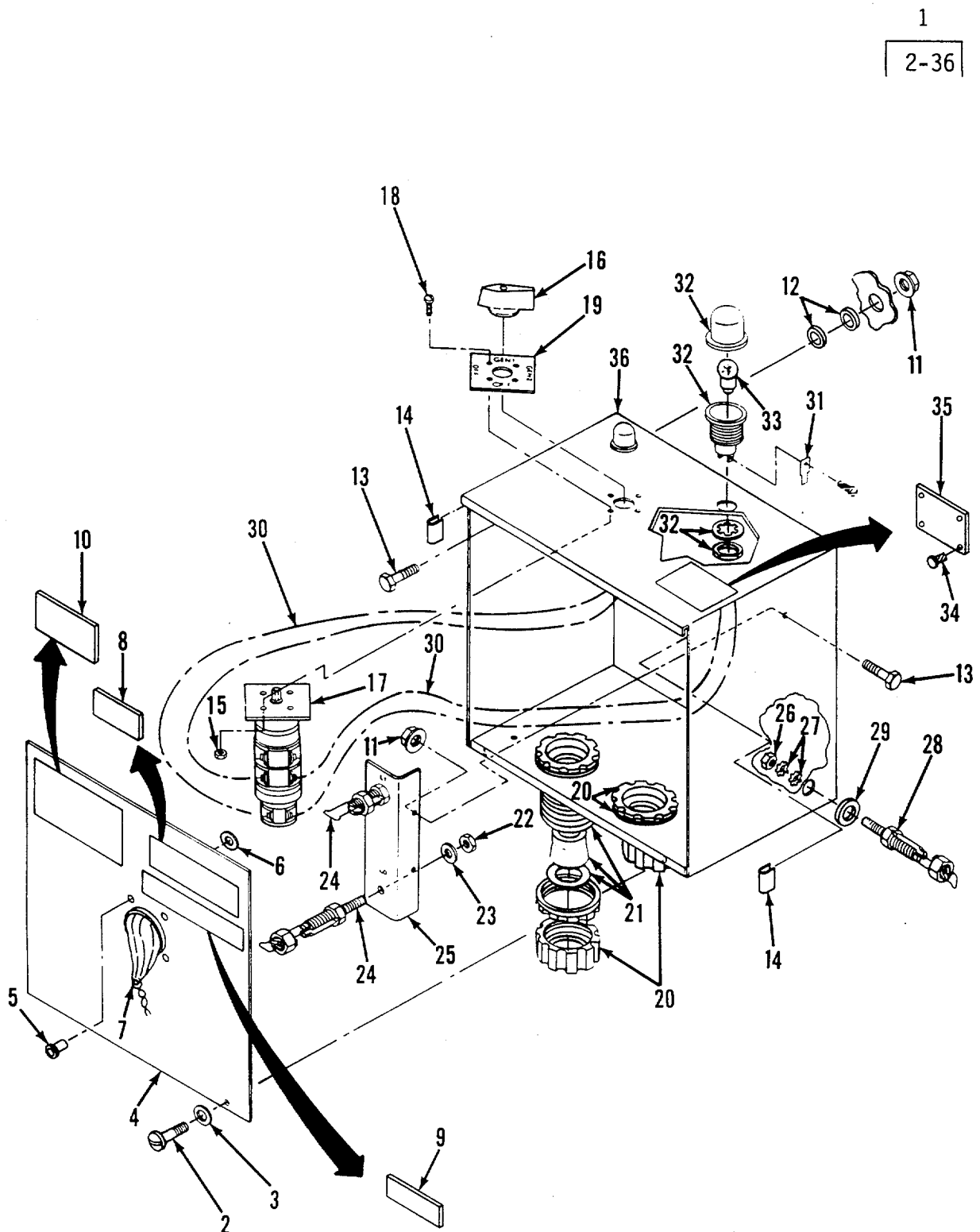


Figure 49. Generator Select Switch Box Assembly

(1) ITEM NO	(2) SMR CODE	(3) CAGEC	(4) PART NUMBER	(5) DESCRIPTION AND USABLE ON CODES(UOC)	(6) QTY
GROUP 07 AC POWER GENERATION AND CONTROL SYSTEM					
FIG. 49 GENERATOR SELECT SWITCH BOX ASSEMBLY					
1	XDOOO	81381	91216	..SWITCH BOX ASSY .....	1
2	PAOZZ	96906	MS51958-63	..SCREW, MACHINE NO.10-32UNF-2A X 1/2IN. LG .....	2
3	PAOZZ	96906	MS35340-43	..WASHER, LOCK NO. 10 .....	2
4	XDOZZ	81831	12901838	..COVER, SWITCH BOX .....	1
5	PAOZZ	29666	MGLP-R6-4	..RIVET, BLIND 3/16IN.DIA- .395IN. LG .....	4
6	PAOZO	96906	MS27183-10	..WASHER, FLAT NO.1.0 .....	4
7	PCOZZ	81381	99982	..SOCK, CANVAS 6IN. O.D. X 3IN.I.D. ....	1
8	XDOZZ	81381	99599	..NAMEPLATE SCHEMATIC SWITCH BOX .....	1
9	XDOZZ	81381	99608	..NAMEPLATE SWITCH BOX IDENT .....	1
10	XDOZZ	81381	99600	..NAMEPLATE DIAGRAM SWITCHBOX .....	1
11	PAOZZ	82465	31WLF1420	..NUT, PLAIN, EXTENDED 1/4IN.-20UNC .....	6
12	PAOZZ	79807	MS27183-10	..WASHER, FLAT 1/4IN. ID .....	8
13	PAOZO	96906	MS90725-6	..SCREW, CAP, HEXAGON H 1/4IN. ....	6
14	PBOZZ	81381	12871115	..WEATHERSTRIPPING 2IN. LG .....	2
15	PAOZZ	81381	83049	..NUT, HEXAGON, LOCK NO. 6- 32UNC .....	4
16	PAOZZ	10983	S1BG221	..KNOB .....	1
17	PAOZZ	10983	C42C54187EF	..SWITCH, ROTARY 2 POLE, 65.2A, ....	1
18	PAOZZ	96906	MS51957-31	600VAC .....	4
19	XDOZZ	81381	99511	..SCREW, MACHINE NO.6-32UNC X 5/8IN. LG .....	1
20	PAOZZ	81349	M19622-1-006	..NAMEPLATE SELECTOR SWITCH .....	2
21	PAOZZ	81349	M19622/20-0002	..STUFFING TUBE .....	2
22	PAOZZ	27434	99708	..PACKING ASSEMBLY .....	2
23	PAOZZ	27434	99709	..NUT, HEXAGON 1/2IN.-13UNC .....	2
24	PAOZZ	30554	69-692-1	..WASHER, LOCK 1/2IN. ID .....	2
25	PBOZZ	02329	2877-3A	..TERMINAL, LOAD .....	1
26	PAOZO	96906	MS51971-1	..INSULATOR, ANGLE 2 X 2-3/4 X 6-1/2 X 1/4 THK .....	1
27	PAOZZ	81381	12884802	..NUT, PLAIN, HEXAGON 1/4IN.-20UNC-2B .....	2
28	PAOZO	30554	69-692-3	..WASHER, LOCK .....	1
29	PAOZZ	81381	12884903	..TERMINAL, STUD .....	1
30	PBOZZ	81381	99448	..PLATE, SPACER .....	1
31	PAOZZ	00779	63038-1	..HARNESS, WIRING .....	4
32	PAOZZ	OCAO1	5796-523	..TAB, QUICK CONNECT .....	2
33	PAOZZ	81348	WL101-88T	..LIGHT, INDICATOR .....	2
34	PAOZZ	52457	3360-0406	..LAMP, INCANDESCENT 145V, 6W .....	4
35	XDOZZ	81381	91661	..SCREW, DRIVE NO. 4 X 1/4IN. LG .....	1
36	XDOZZ	81381	99581	..NAMEPLATE DANGER HIGH VOLTAGE .....	1
				..BOX, SWITCH .....	1

END OF FIGURE

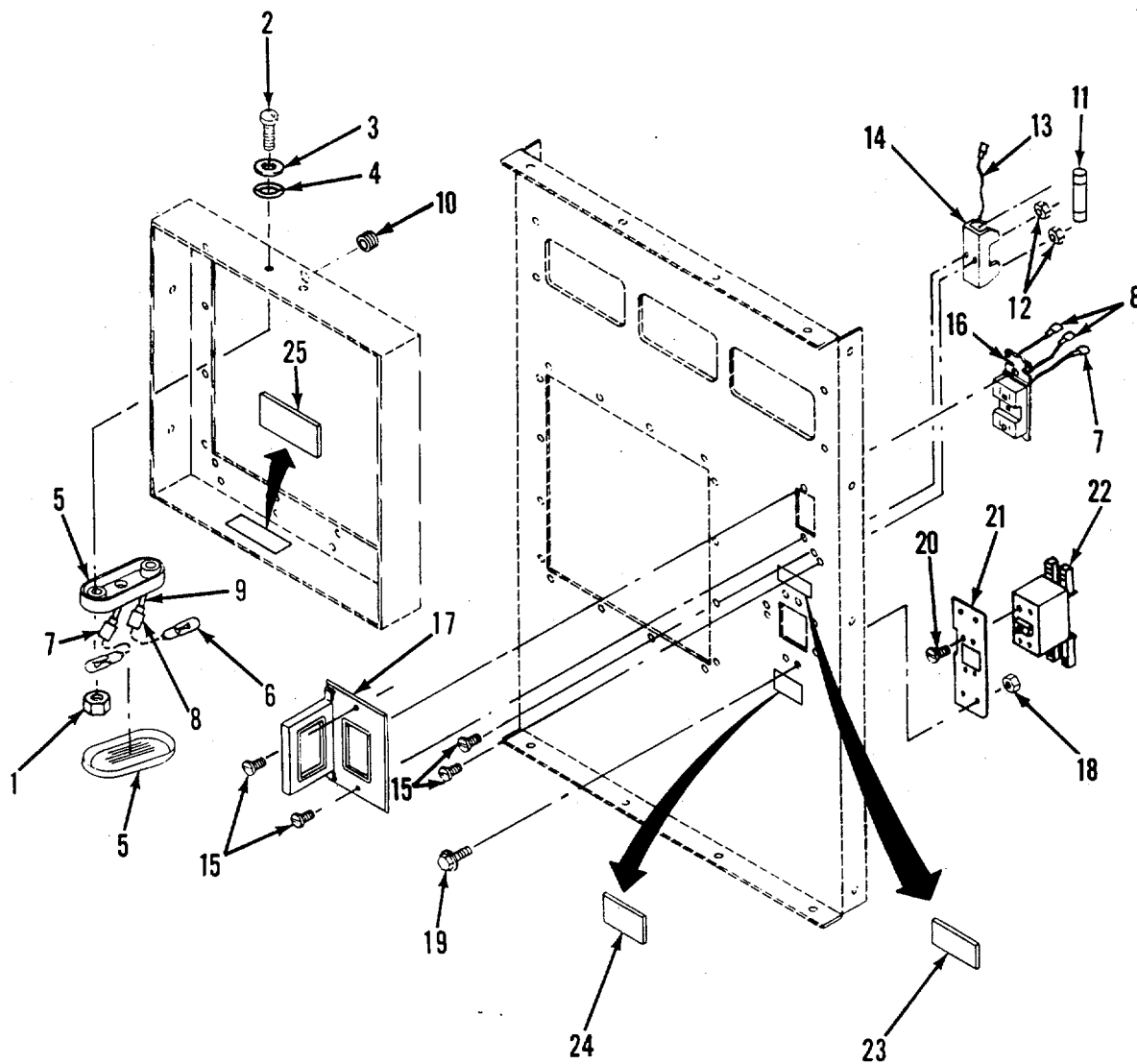


Figure 50. Circuit Breaker, Receptacle, and Fuse

## SECTION II TM9-6115-654-24P

(1) ITEM NO	(2) SMR CODE	(3) CAGEC	(4) PART NUMBER	(5) DESCRIPTION AND USABLE ON CODES(UOC)	(6) QTY
-------------------	--------------------	--------------	-----------------------	---------------------------------------------	------------

## GROUP 07 AC POWER GENERATION AND CONTROL SYSTEM

## FIG. 50 CIRCUIT BREAKER, RECEPTACLE AND FUSE

1	PAOZZ	96906	MS21083C3	...NUT, SELF-LOCKING, HE NO.10-32UNF .....	2
2	PAOZZ	80204	10-32UNFX3/4	...SCREW, MACHINE .....	2
3	PAOZZ	79807	MS27183-10	...WASHER, FLAT .....	2
4	PAOZZ	02697	2-107 N674-70	...PREFORMED, PACKING 7/32IN. ID 13/32IN. OD .....	2
5	PAOZZ	81834	61081	...LIGHT, PANEL .....	1
6	PAOZZ	92966	1893	...LAMP, INCANDESCENT .....	2
7	PAOZZ	00779	3-350820-2	...TERMINAL, QUICK DISC 16-14AWG .....	2
8	PAOZZ	59730	RB 25177	...TERMINAL, QUICK DISC 16-14AWG .....	3
9	PBOZZ	81381	12870746	...CABLE ASSEMBLY 16AWG .....	1
10	PCOZZ	76385	Z-2198	...GROMMET, INSULATION 5/16IN. ID, 7/16IN. GROOVE DIA, 9/16IN. OD .....	1
11	PAOZZ	81349	F09A250V20A	...FUSE, CARTRIDGE 13/32IN. DIA X 1-1/2IN. LG .....	1
12	PAOZZ	81381	83049	...NUT, HEXAGON, LOCK NO.6-32UNC .....	2
13	PBOZZ	81381	12870751	...CABLE ASSEMBLY 16AWG 4IN. LG .....	1
14	PAOZZ	71400	2807	...FUSEHOLDER, BLOCK .....	1
15	PAOZZ	81381	83042	...SCREW, MACHINE NO.6-32UNC X 5/8IN. LG .....	4
16	PAOZZ	74545	GF-8200NF	...CONNECTOR, RECEPTACL 125V, 15A, SINGLE PHASE .....	1
17	XDOZZ	74545	CWP-26H	...COVER, RECEPTACLE .....	1
18	PAOZZ	96906	MS21044N3	...NUT, SELF-LOCKING, HE NO.10-32UNF .....	4
19	PAOZZ	82465	31WLFS1032X1/2	...BOLT, SLF-LKG NO.10-32UNF X 1/2IN. LG .....	4
20	PAOZZ	81381	12884462	...SCREW, MACHINE NO.6 - 32UNC X 1/4IN. LG .....	4
21	XDOZZ	81381	12872872	...PLATE, CIRCUIT BKR .....	1
22	PBOZZ	81381	12873148	...CIRCUIT BKR ASSY .....	1
23	XDOZZ	81381	91660	...NAMEPLATE 120-VOLTS AC .....	2
24	XDOZZ	81381	99089	...NAMEPLATE AC CIRCUIT BREAKER .....	1
25	XDOZZ	81381	12872898	...NAMEPLATE CAUTION ENGINE OIL .....	2
				CHECK.....	

END OF FIGURE

1  
2-23

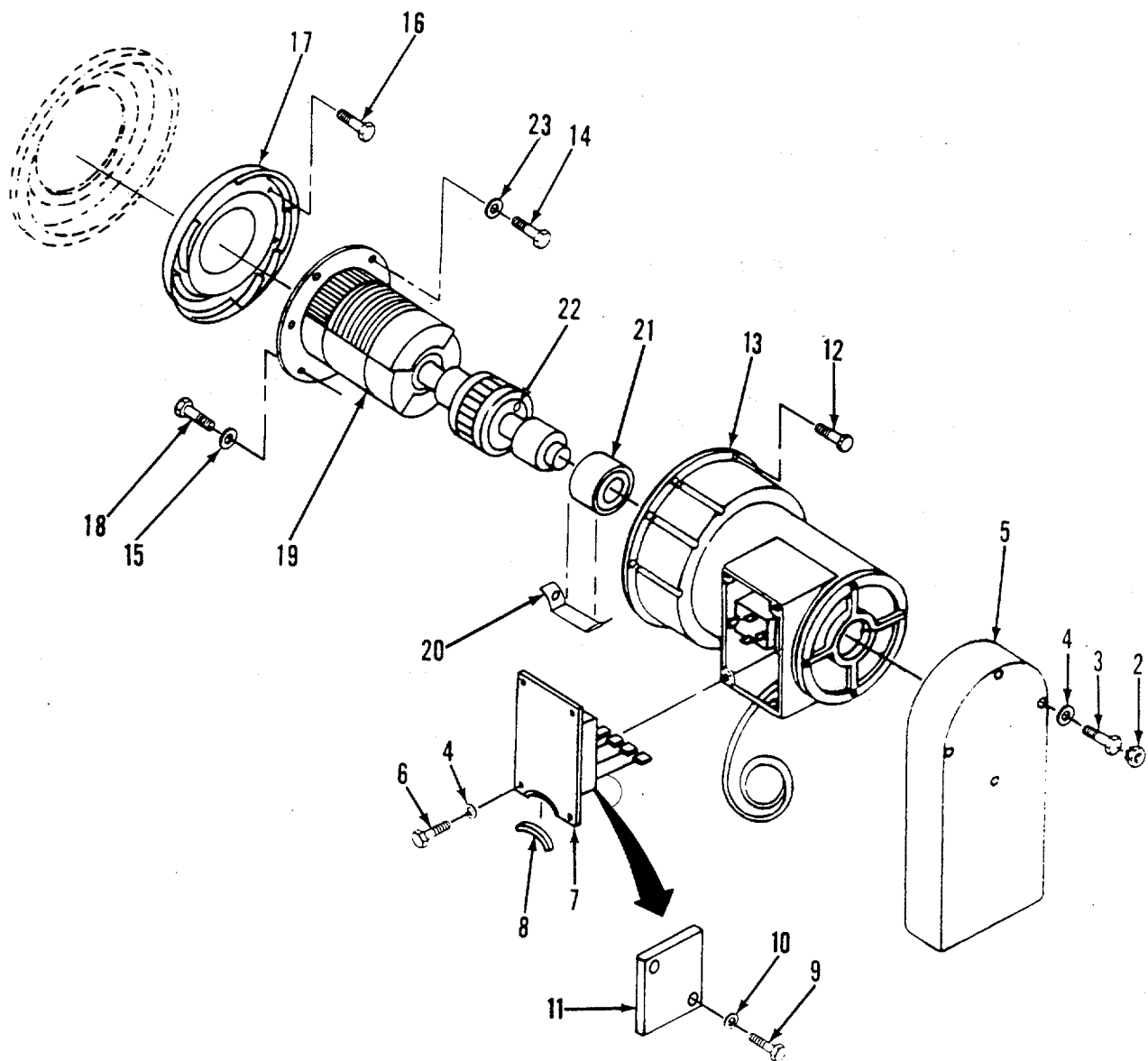


Figure 51. Generator-Exciter and Voltage Regulator

(1) ITEM NO	(2) SMR CODE	(3) CAGEC	(4) PART NUMBER	(5) DESCRIPTION AND USABLE ON CODES(UOC)	(6) QTY
-------------------	--------------------	--------------	-----------------------	---------------------------------------------	------------

GROUP 07 AC POWER GENERATION AND  
CONTROL SYSTEM

FIG. 51 GENERATOR-EXCITER AND  
VOLTAGE REGULATOR

1	PBFFH	81381	12892294	.....GENERATOR, ALTERNATI .....	1
2	PAFZZ	OBTN9	B-1716PS	.....PLUG, BUTTON .....	4
3	PAFZO	96906	MS90725-6	.....SCREW, CAP, HEXAGON H 1/4IN.- .....	4
				20NC X 3/4 LG .....	
4	PAFZZ	OBTN9	16-SN	.....WASHER 1/4IN. ID.....	8
5	XDFZZ	OBTN9	814991	.....DUCT, AIR .....	1
6	PAFZO	96906	MS90725-3	.....SCREW, CAP, HEXAGON H 1/4IN.- .....	4
				20OUNC X 1/2 LG .....	
7	PAFFF	81381	12892298	....REGULATOR, VOLTAGE .....	1
8	PAFZZ	OBTN9	813173-5	.....GROMMET .....	1
9	PAFZZ	97539	SS083AA08	.....SCREW, MACHINE NO. 8 - 32NC - .....	1
				2A X 1/2IN. LG .....	
10	PAFZO	96906	MS35338-42	....WASHER, LOCK .....	1
11	PAFZZ	04713	MDA2506	.....RECTIFIER, SEMICONDU .....	1
12	PAOZZ	D8286	DIN912-MIOX30-8	.....SCREW, SOCKET HEAD M10-1.5 X.....	8
				30MM LG.....	
13	P	BFZZ	81381	12892296.....HOUSING, STATOR, ASSY	1
14	PAFZO	96906	MS90725-6	.....SCREW, CAP, HEXAGON H 1/4IN.- .....	6
				20NC X 3/4IN. LG.....	
15	PAFZO	96906	MS35338-45	.....WASHER, LOCK 1/4IN. ID .....	10
16	PAFZZ	D8286	DIN933-M8X60-8.8	.....BOLT, HEX HEAD .....	4
				UOC:ETK	
17	PBFZZ	OBTN9	814977	.....FAN, GENERATOR.....	1
18	PAFZZ	96906	MS90725-32	.....SCREW, CAP, HEXAGON H 5/16IN- .....	4
				18UNC X 3/4IN. LG .....	
				UOC:ETK	
19	PBFFH	38636	713211	.....ROTOR, GENERATOR .....	1
20	PAFZF	97403	13211E6848	.....CLIP, SPRING TENSION .....	1
21	PAFZF	6N299	4044210-5	.....BEARING, BALL, ANNULA.....	1
22	PAFZZ	7J984	814992	.....SEMICONDUCTOR DEVIC.....	1
23	PAFZZ	96906	MS35333-40	.....BOLT, HEX HEAD .....	6
				UOC:ETK	

END OF FIGURE



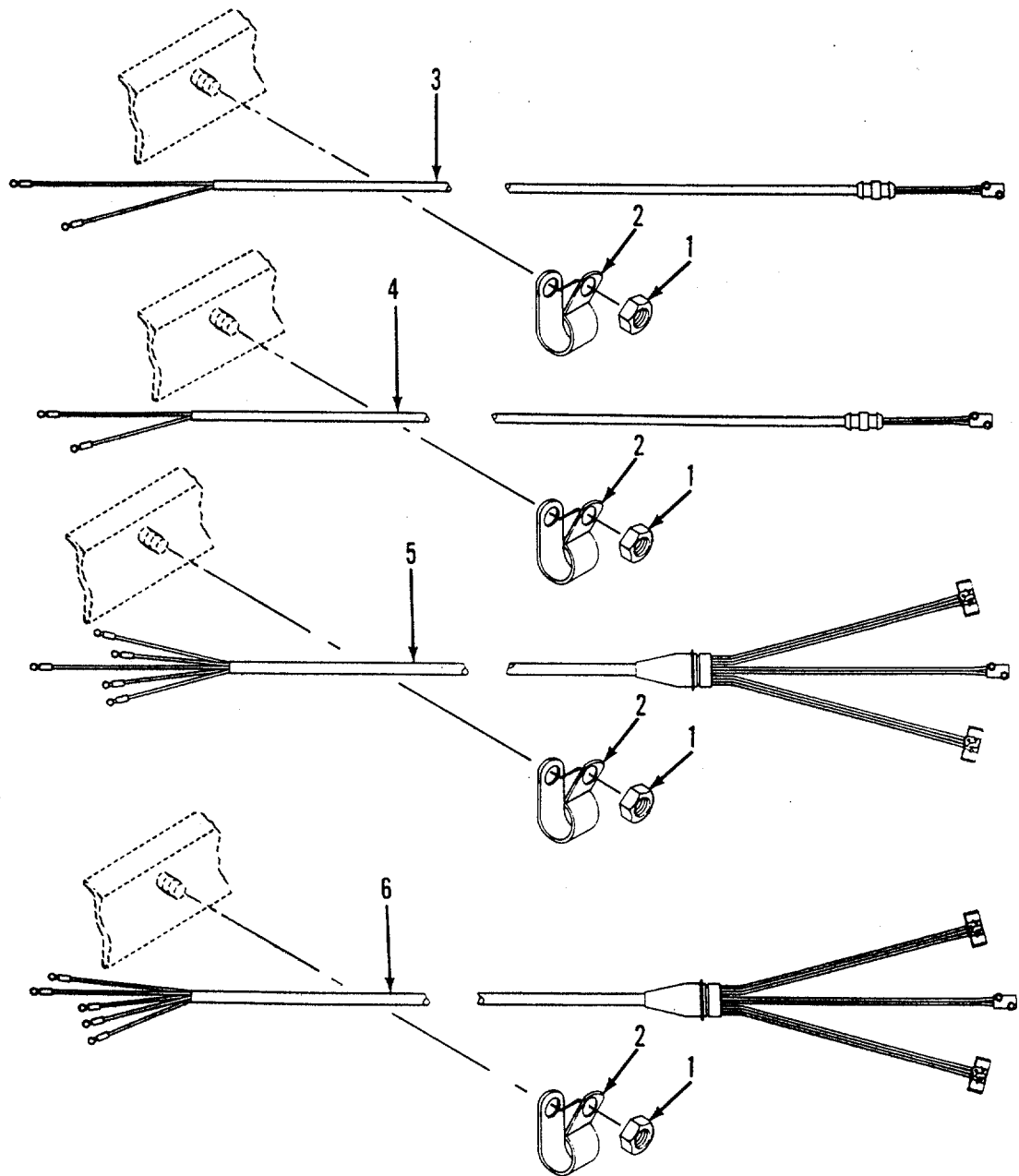


Figure 52. Wiring Harness

## SECTION II TM9-6115-654-24P

(1)	(2)	(3)	(4)	(5)	(6)
ITEM	SMR		PART		
NO	CODE	CAGEC	NUMBER	DESCRIPTION AND USABLE ON CODES(UOC)	QTY

GROUP 08 TRAILER

FIG. 52 WIRING HARNESS

1	PAOZZ	82465	31WLF1420	....NUT, PLAIN, EXTENDED 1/4IN.-20UNC.....	4
2	PAOZZ	01276	900729-3	....CLAMP, LOOP 0.688IN. ID .....	4
3	PBOZZ	81381	12890262	....HARNESS ASSY, L.H .....	1
4	PBOZZ	81381	12890263	....HARNESS ASSY, R.H.....	1
5	PBOZZ	81381	12890261	....HARNESS ASSY, L.H .....	1
6	PBOZZ	81381	12890260	....HARNESS ASSY, R.H.....	1

END OF FIGURE

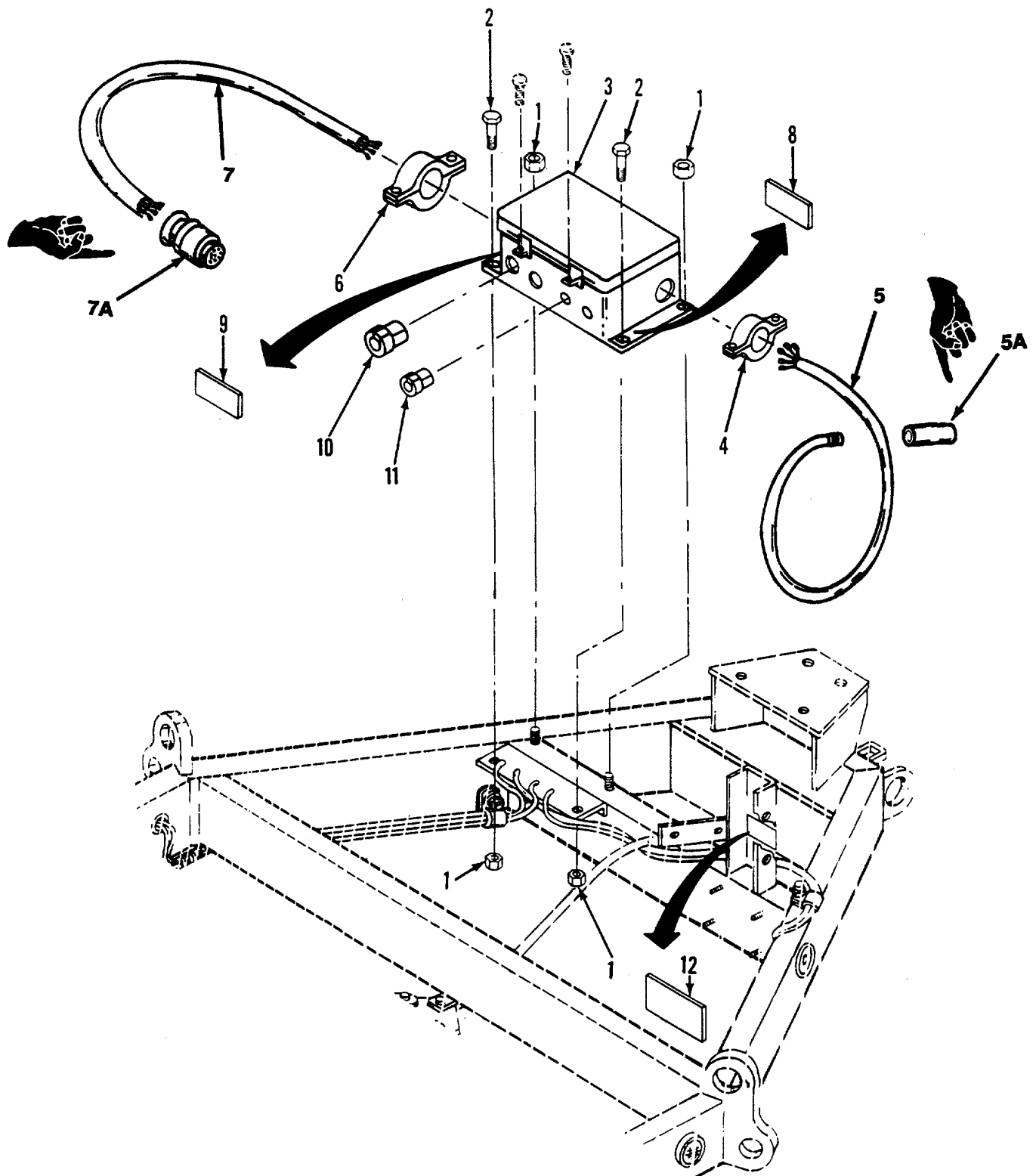


Figure 53. Voltage Converter Box Assembly  
(24V to 12 V)

## SECTION II TM9-6115-654-24P

(1) ITEM NO	(2) SMR CODE	(3) CAGEC	(4) PART NUMBER	(5) DESCRIPTION AND USABLE ON CODES(UOC)	(6) QTY
-------------------	--------------------	--------------	-----------------------	---------------------------------------------	------------

GROUP 08 TRAILER

FIG. 59 VOLTAGE CONVERTER BOX ASSY

1	PAOZZ	82465	31WLF1420	.....NUT, PLAIN, EXTENDED 1/4IN.-20UNC.....	4
2	PAOZO	96906	MS90725-6	.....SCREW, CAP, HEXAGON H 1/4IN.-20UNC x.....	2
				3/4 IN. LG.....	
3	PBOZZ	4J564	DT301	.....CONVERTER BOX 24/12V.....	1
4	PAOZZ	15912	3303	.....CLAMP, CABLE 3/4IN. DIA.....	1
5	PBOZZ	81381	12871046	.....POWER CABLE ASSY 7 PIN.....	1
5A	PBOZZ	13445	12092	.....CONNECTOR, ELECTRICAL.....	1
6	PAOZZ	15912	3304	.....CLAMP, CABLE FOR 1IN.DIA CABLE.....	1
7	PBOZZ	51831	ACC-8008	.....POWER CABLE ASSY 12 PIN POWER.....	1
7A	PBOZZ	96906	MS75020-1	..... CONNECTOR, ELECTRICAL.....	1
8	XDOZZ	81381	12871521	.....NAMEPLATE 12VDC NEGATIVE GROUND.....	1
9	XDOZZ	81381	12871522	.....NAMEPLATE 24VDC NEGATIVE GROUND.....	1
10	PAOZZ	28520	1210	.....BUSHING, STRAIN RELI .625 OD.....	2
11	PAOZZ	28520	1497	.....BUSHING, STRAIN .875 OD.....	2
12	XDOZZ	81381	90943	.....NAMEPLATE GROUND STUD.....	1

END OF FIGURE

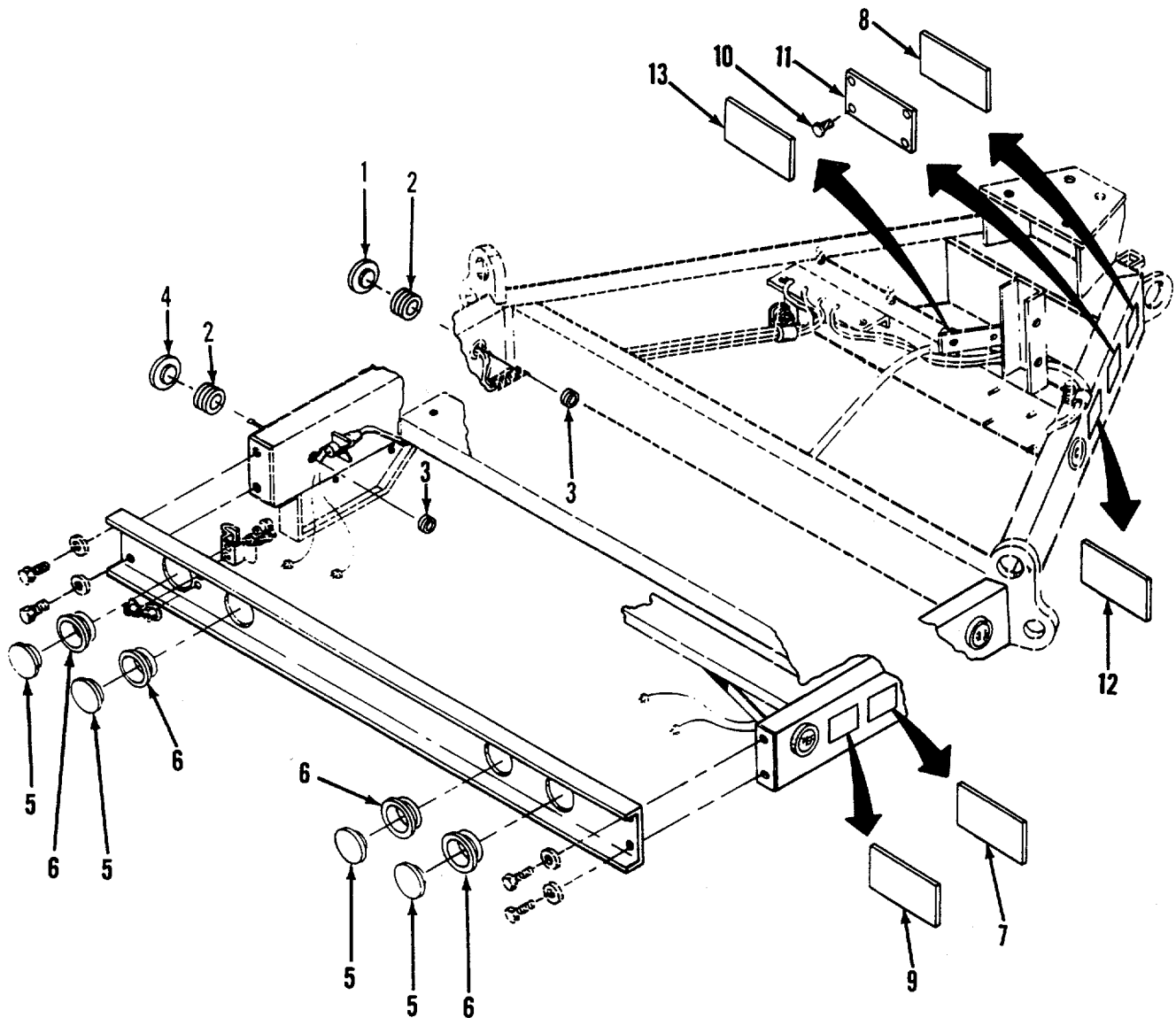


Figure 54. Electrical Lights

## SECTION II TM9-6115-654-24P

(1) ITEM NO	(2) SMR CODE	(3) CAGEC	(4) PART NUMBER	(5) DESCRIPTION AND USABLE ON CODES(UOC)	(6) QTY
-------------------	--------------------	--------------	-----------------------	---------------------------------------------	------------

## GROUP 08 TRAILER

## FIG. 54 ELECTRICAL LIGHTS

1	PAOZZ	13548	10205Y	....LAMP UNIT, VEHICULAR .....	2
2	PAOZZ	13548	10700	....GROMMET, NONMETALLIC 2-1/2IN .....	4
				DIA .....	
3	PAOZZ	76385	Z-3065	....GROMMET, NONMETALLIC 1IN. ID, 1/.....	4
				8IN. GRV. WD, 1-3/8IN. GRV. DIA .....	
4	PAOZZ	13548	10205R	....LAMP UNIT, VEHICULAR .....	2
5	PAOZZ	13548	40215R	....LENS, LIGHT .....	4
6	PAOZZ	77977	40700	....GROMMET, TAIL LIGHT .....	4
7	XDOZZ	81381	12871481	....NAMEPLATE CAUTION REAR JACKS .....	2
8	XDOZZ	81381	12871517	....NAMEPLATE PARKING INSTRUCTIONS.....	1
9	XDOZZ	81381	12871514	....NAMEPLATE OPERATION .....	2
				STABILIZING JACKS .....	
10	PAOZZ	52457	3360-0608	.SCREW, DRIVE NO.6 X 1/4IN. LG.....	4
11	XDOZZ	81381	90977	....NAMEPLATE ASSEMBLY .....	1
				IDENTIFICATION .....	
12	XDOZZ	81381	12871482	....NAMEPLATE CAUTION JACK LEG .....	1
13	XDOZZ	81381	12871518	....NAMEPLATE RELEASE BRAKE .....	1

END OF FIGURE

4

5-8

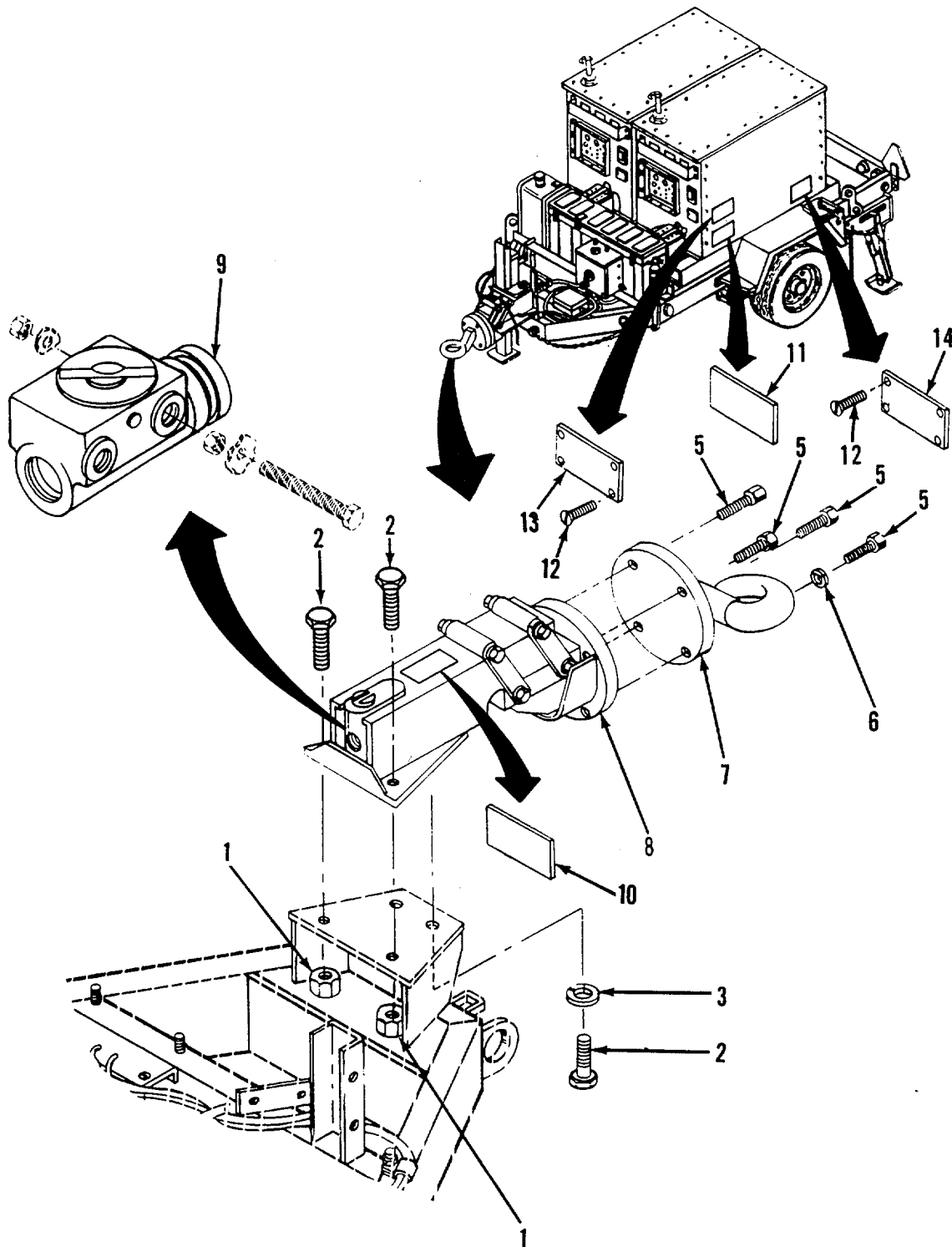


Figure 55. Lunette (Sheet 1 of 2)

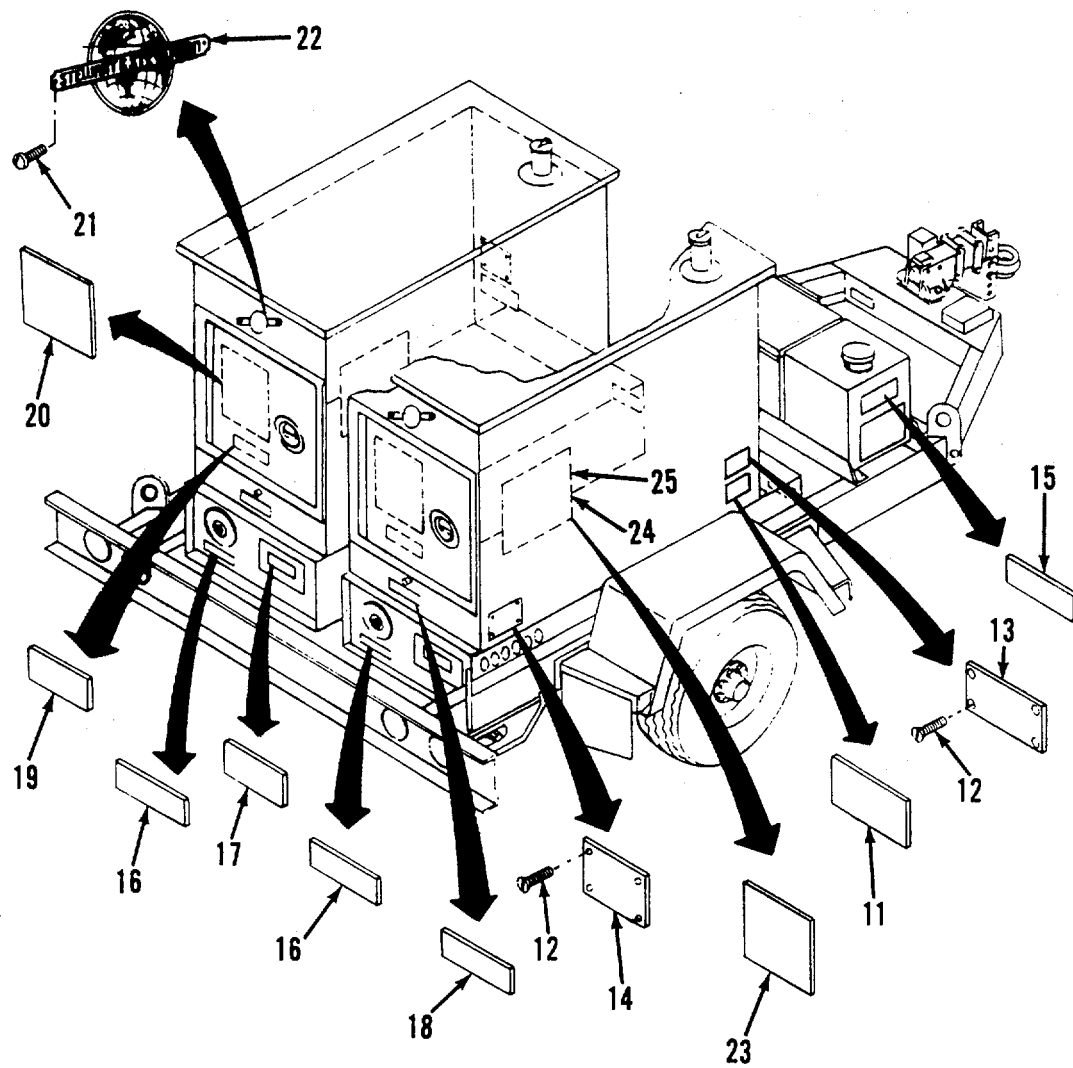


Figure 55. Lunette (Sheet 2 of 2)



## SECTION II TM9-6115-654-24P

(1) ITEM NO	(2) SMR CODE	(3) CAGEC	(4) PART NUMBER	(5) DESCRIPTION AND USABLE ON CODES(UOC)	(6) QTY
GROUP 08 TRAILER					
FIG. 55 LUNETTE					
1	PAOZF	96906	MS21045-8	...NUT, SELF-LOCKING, HE. 1/2IN.-.....	2
2	PAOZF	96906	MS90726-113	20UNJF-3B.....	4
3	PAOZZ	96906	M535338-48	...SCREW, CAP, HEXAGON H 1/2IN.-.....	2
4	XDOOO	81381	12890138	20UNF X 1-1/2 IN. LG.....	1
5	PAOZZ	96906	MS90725-65	...WASHER, LOCK 1/2IN. ID.....	4
6	PAOZZ	96906	MS35338-46	...SURGE BRAKE ASSY.....	4
7	XDOZZ	81381	12884125	... BOLT, HEX HEAD 3/8IN.-16NC X 1-.....	4
8	XDOZZ	81381	12884122	3/4 IN. LG.....	4
9	PAOZZ	93702	10614	...WASHER, LOCK 3/8IN. ID.....	1
10	XDOZZ	81381	12871519	... PLATE/ARM.....	1
11	XDOZZ	81381	99730	...BRAKE ACTUATOR.....	1
12	PAOZZ	52457	3360-0608	...CYLINDER ASSEMBLY, H.....	1
13	XDOZZ	81381	90978	...NAMEPLATE WARNING BRAKE FLUID.....	1
14	XDOZZ	81381	12885644	...NAMEPLATE.....	1
15	XDOZZ	81381	99698	...SCREW, DRIVE NO. 6 X 1/4IN. LG.....	8
16	XDOZZ	81381	99695	...NAMEPLATE SET IDENTIFICATION.....	1
17	XDOZZ	81381	99090	...NAMEPLATE SHIPPING DATA.....	1
18	XDOZZ	81381	99697	...NAMEPLATE TAG DIESEL.....	1
19	XDOZZ	81381	99696	...NAMEPLATE TAG AIR CLEANER.....	2
20	XDOZZ	81381	99644	...NAMEPLATE TAG FUEL PUMP/FILTER.....	2
21	PAOZZ	81349	M24243/1-B403	...NAMEPLATE TAG OIL DRAIN.....	2
22	XDOZZ	81381	12871173	...NAMEPLATE TAG OIL FILL.....	2
23	XDOZZ	26006	1160	...NAMEPLATE CAUTION HEARING.....	2
24	XDOZZ	81381	90975	PROTECT.....	4
25	XDOZZ	81381	90976	...RIVET, BLIND 1/8IN. DIA. X 5/.....	2
				16IN. AL.....	2
				...NAMEPLATE STEWART & STEVENSON.....	2
				LOGO.....	2
				...BAG, POLYESTER 9IN. X 12-1/2 X 4.....	2
				MIL THK.....	2
				...NAMEPLATE WIRING SCHEMATIC.....	2
				...NAMEPLATE WIRING DIAGRAM.....	2

END OF FIGURE

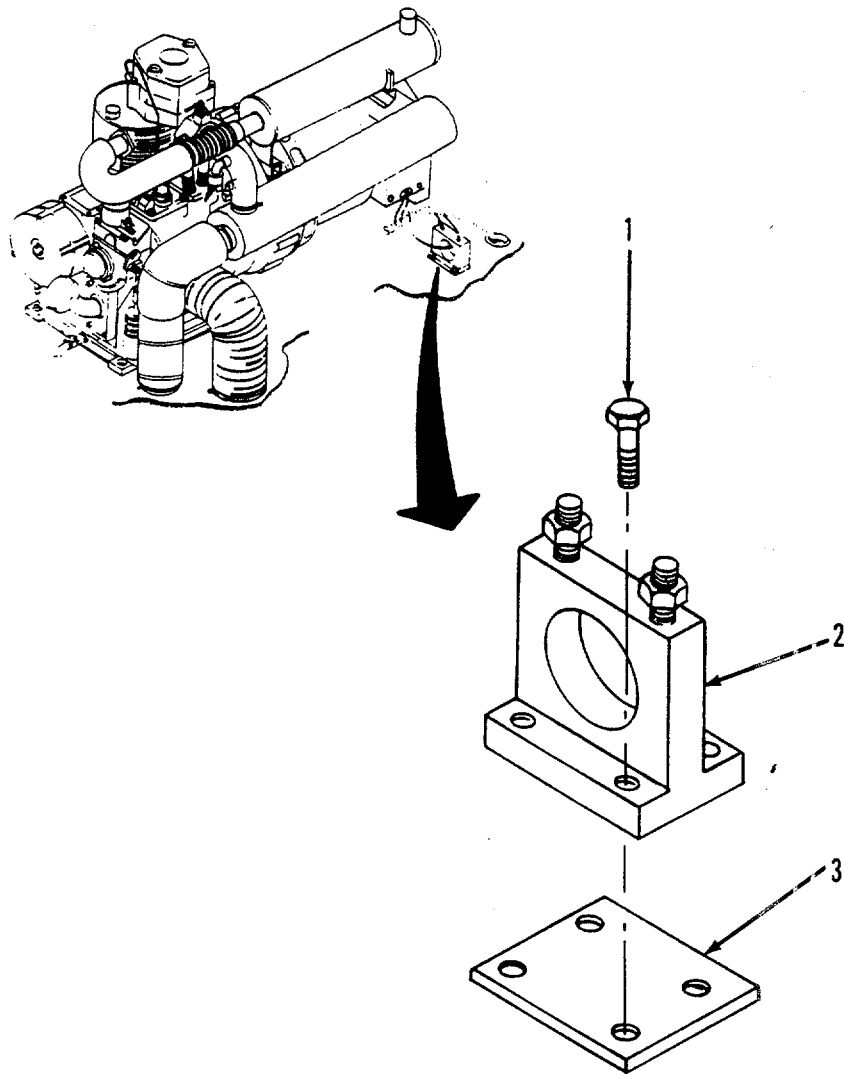


Figure 56. Current Transformer

SECTION II TM9-6115-654-24P

(1) ITEM NO	(2) SMR CODE	(3) CAGEC	(4) PART NUMBER	(5) DESCRIPTION AND USABLE ON CODES(UOC)	(6) QTY
-------------------	--------------------	--------------	-----------------------	---------------------------------------------	------------

GROUP 08 TRAILER

FIG. 56 CURRENT TRANSFORMER

1	PAFZO	96906	M590725-6	.....SCREW, CAP, HEXAGON H 1/4IN.- .....	4
				20NC X 3/4IN. LG .....	
2	PAFZZ	53498	802-943U-PBLS	.....TRANSFORMER, CURRENT 75:5 RATIO .....	1
3	XAOZZ	81381	12871700	.....BRACKET, MOUNTING .....	1

END OF FIGURE

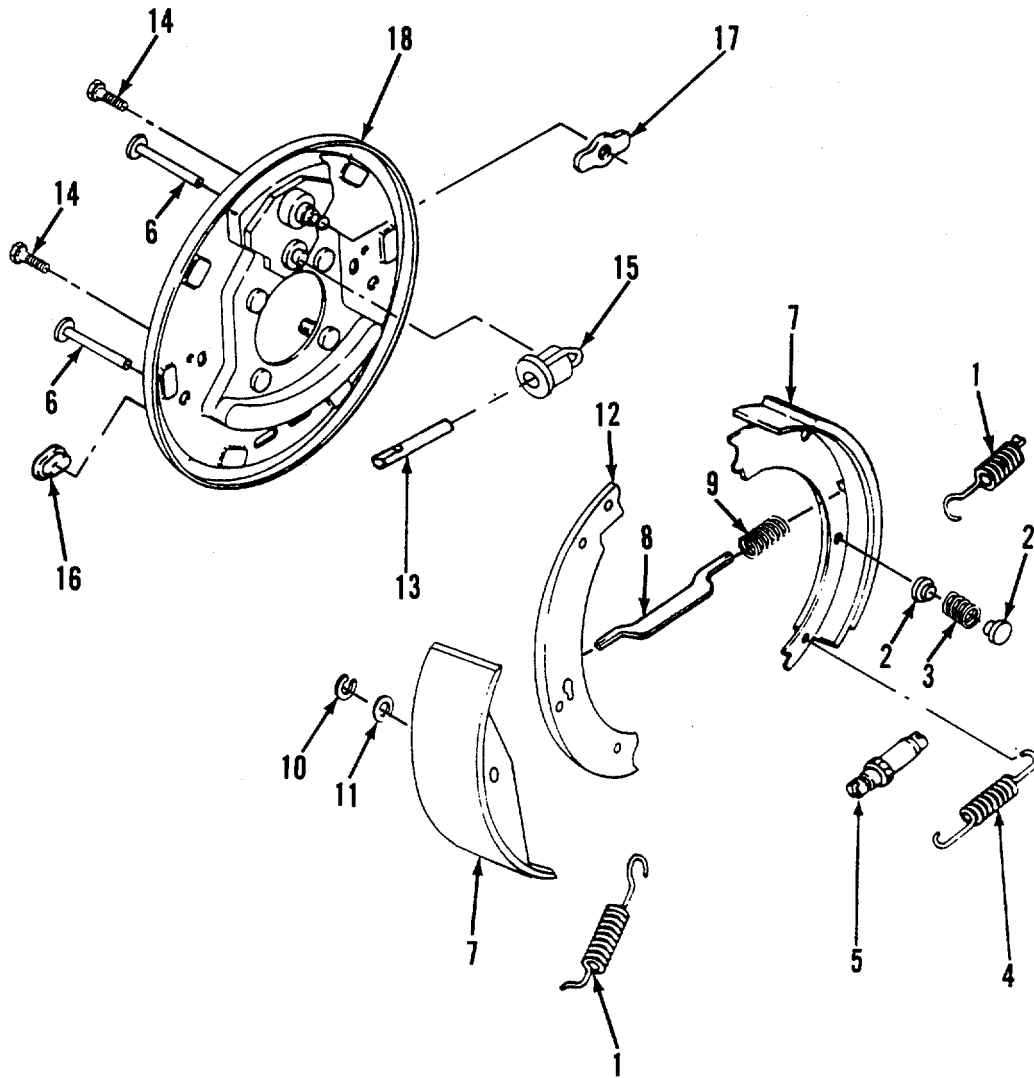


Figure 57. Brakes

## SECTION II TM9-6115-654-24P

(1) ITEM NO	(2) SMR CODE	(3) CAGEC	(4) PART NUMBER	(5) DESCRIPTION AND USABLE ON CODES(UOC)	(6) QTY
-------------------	--------------------	--------------	-----------------------	---------------------------------------------	------------

GROUP 08 TRAILER

FIG. 57 BRAKES

1	PAOZZ	14892	33786	.....SPRING, HELICAL, EXTE .....	4
2	PAOZZ	81240	TA554	.....SEAT, HELICAL COMPRE .....	8
3	PAOZZ	81240	JT9118	.....SPRING, HELICAL, COMP .....	4
4	PAOZZ	23040	39T2004A	.....SPRING, ADJUSTING .....	2
5	PAOZZ	14892	3202052	.....SCREW, ADJUSTING .....	2
6	PAOZZ	89346	59397H	.....PIN, STRAIGHT, HEADED .....	4
7	PAOZZ	14892	3202053	.....BRAKE SHOE SET, INTE .....	2
8	PAOZZ	14892	302143	.....ARM, STRUT .....	2
9	PAOZZ	14892	411999	.....SPRING, STRUT ARM .....	2
10	PAOZZ	89346	100202HA	.....RETAINER, BRAKE, LEVE .....	2
11	PAOZZ	14892	41647	.....WASHER, SPRING TENS .....	2
12	PAOZZ	19207	11686262-1	.....LEVER, LOCK-RELEASE .....	1
12	PAOZZ	19207	11686262-2	.....LEVER, SHOE RH .....	1
13	PAOZZ	14892	47865	.....PUSH ROD .....	2
14	PAOZZ	14892	48006	.....SCREW .....	4
15	PAOZZ	14892	617855	.....CYLINDER ASSEMBLY, H .....	1
15	PAOZZ	14892	617856	.....CYLINDER ASSEMBLY, H .....	1
16	PCOZZ	14894	301055	.....COVER, BRAKE, STEERIN .....	2
17	PAOZZ	14892	32594	.....PLATE, SHOE GUIDE .....	2
18	XDOZZ	14892	3202064	.....PLATE, BACK LH .....	1
18	XDOZZ	14892	3202065	.....PLATE, BACK RH .....	1

END OF FIGURE

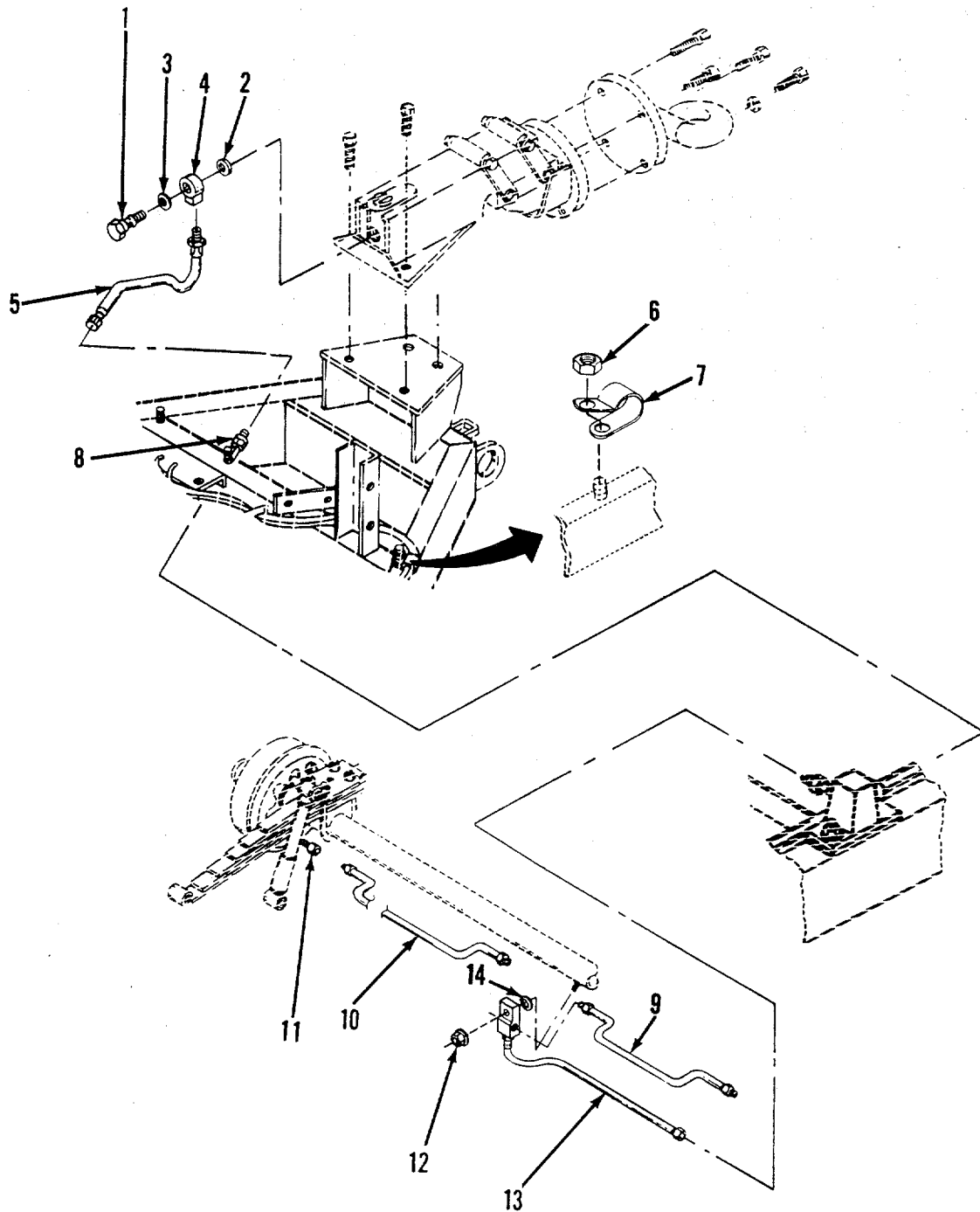


Figure 58. Brakes Lines and Fittings

(1) ITEM NO	(2) SMR CODE	(3) CAGEC	(4) PART NUMBER	(5) DESCRIPTION AND USABLE ON CODES(UOC)	(6) QTY
-------------------	--------------------	--------------	-----------------------	---------------------------------------------	------------

## GROUP 08 TRAILER

## FIG. 58 BRAKE LINES AND FITTINGS

1	PAOZZ	63477	F673	...BOLT, FLUID PASSAGE BANJO, 1/2IN.-20UNF .....	1
2	PAOZZ	94988	F602	...WASHER, FLAT, COPPER 1/2IN. ID .....	1
3	PAOZZ	63477	F603	...WASHER, FLAT 19/32 IN. ID .....	1
4	PAOZZ	7L639	F6720	...FITTING, BANJO 1/4IN. TUBE SEAT .....	1
5	PCOZZ	7L639	F66851	...HOSE, ASSY BRAKE 3/16IN. ID X 22-3/8IN. LG .....	1
6	PAOZZ	82465	31WLF1420	...NUT, PLAIN, EXTENDED 1/4IN.-20UNC .....	5
7	PAOZZ	01276	900729-3	...CLAMP, LOOP 0.688IN. ID .....	5
8	XDOZZ	81381	12885263	...TUBE ASSY, BRAKE .....	1
9	XDOZZ	81381	12870736	...TUBE ASSY, BRAKE LEFT WHEEL .....	1
10	XDOZZ	81381	12871400	...TUBE ASSY, BRAKE RIGHT WHEEL .....	1
11	PAOZZ	79470	7828	...REDUCER, TUBE 1/4IN. FEMALE OD 3/16IN. MALE OD .....	2
12	PAOZZ	82465	31WLF3816	...NUT, HEXAGON, LOCK 3/8IN.-16UNC .....	1
13	PCOZZ	81381	12871653	...HOSE, BRAKE LINE .....	1
14	PAOZO	96906	MS27183-14	...WASHER, FLAT 3/8IN. ID .....	1

END OF FIGURE





## SECTION II TM9-6115-654-24P

(1) ITEM NO	(2) SMR CODE	(3) CAGEC	(4) PART NUMBER	(5) DESCRIPTION AND USABLE ON CODES(UOC)	(6) QTY
-------------------	--------------------	--------------	-----------------------	---------------------------------------------	------------

## GROUP 08 TRAILER

## FIG. 59 HANDBRAKE AND LINKAGE

1	PAOZZ	82465	31WLF51618	...NUT, PLAIN, EXTENDED 5/16IN.- ..... 18UNC.....	2
2	PAOZZ	96906	MS90725-39	...BOLT, MACHINE 5/16IN.-18UNC X 1-..... 3/4 IN. LG .....	2
3	PAOZZ	82465	31WLF3816	...NUT, PLAIN, ASSY 3/8IN.-16UNC .....	6
4	PAOZZ	92867	81'000108	...CLAMP, CABLE .....	3
5	PAOZZ	96906	MS24665-368	...PIN, COTTER 7/64IN. DIA X 3/4 ..... IN. LG.....	3
6	PAOZZ	88044	AN121759	...PIN, CLEVIS 5/16IN. OD X 1 IN. .... LG .....	3
7	PBOZZ	92867	16552802	...CABLE, BRAKE.....	1
8	PBOZZ	92867	02182703	...LEVER, BRAKE.....	1
9	PAOZZ	96906	MS90728-62	...SCREW, CAP, HEXAGON H 3/8IN.- ..... 16UNC X 1-1/4IN. LG .....	4
10	PAOZO	96906	MS27183-14	...WASHER, FLAT .406 ID, 0.812 OD.....	4
11	PAOZZ	92867	8000131	...SPACER, LINK.....	3
12	XDOZZ	81381	12885819	...BRACKET, BRAKE.....	1
13	PBOZZ	92867	15552700	...CABLE, BRAKE.....	2

END OF FIGURE

2  
3-5

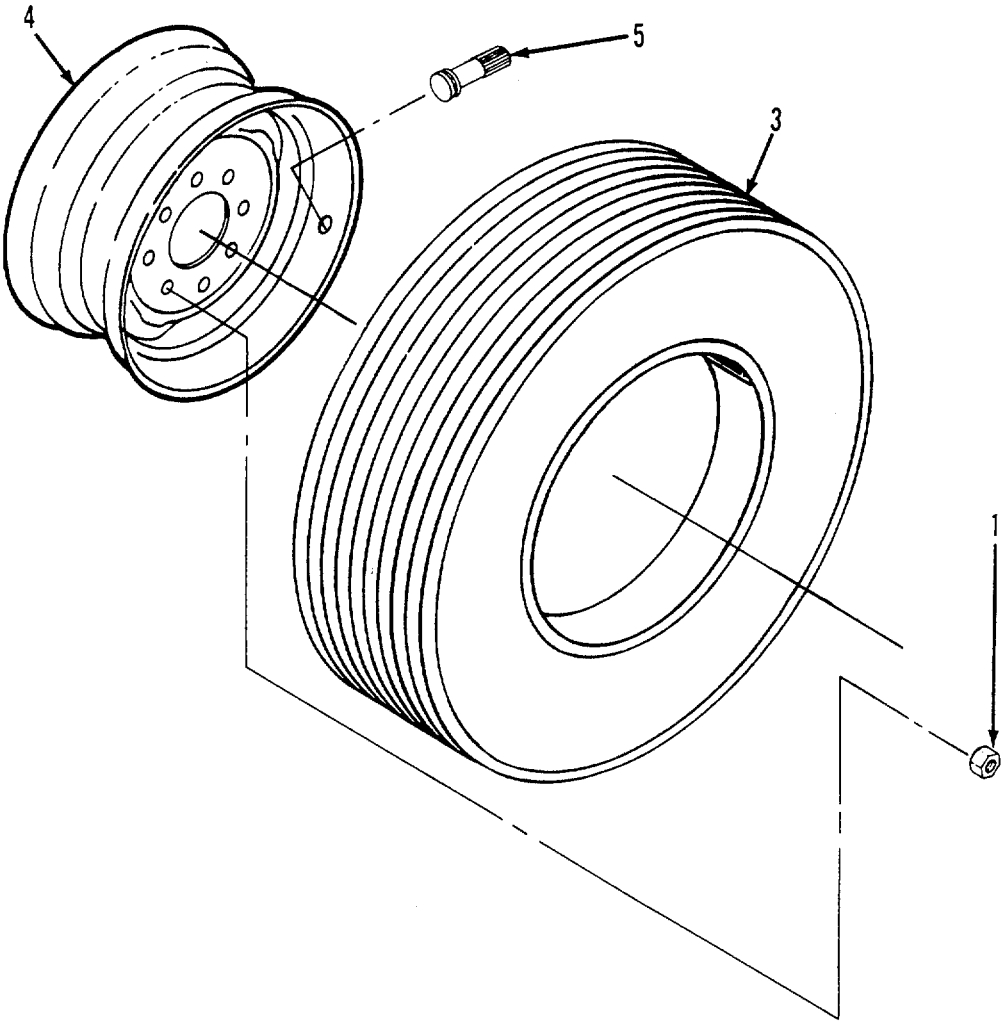


Figure 60. Wheel Assembly

## SECTION II TM9-6115-654-24P

(1) ITEM NO	(2) SMR CODE	(3) CAGEC	(4) PART NUMBER	(5) DESCRIPTION AND USABLE ON CODES(UOC)	(6) QTY
-------------------	--------------------	--------------	-----------------------	---------------------------------------------	------------

GROUP 08 TRAILER

FIG. 60 WHEEL ASSEMBLY

1	PAOZZ	15460	6-80	.....NUT, PLAIN, HEXAGON 1/2-20 THD ..... SIZE .....	16
2	XDOOO	81381	12870902	.....WHEEL ASSEMBLY .....	2
3	PAOZH	81348	GP2A/LT235/85R16 /E/LTAW	.....TIRE, PNEUMATIC .....	2
4	PBOZZ	33116	105789	.....WHEEL, PNEUMATIC TIR 16 X 6.5, ..... 8 BOLT ON 6.5 B.C.....	2
5	PAOZZ	22337	TR415	.....STEM, VALVE WITH METAL CAP .....	2

END OF FIGURE

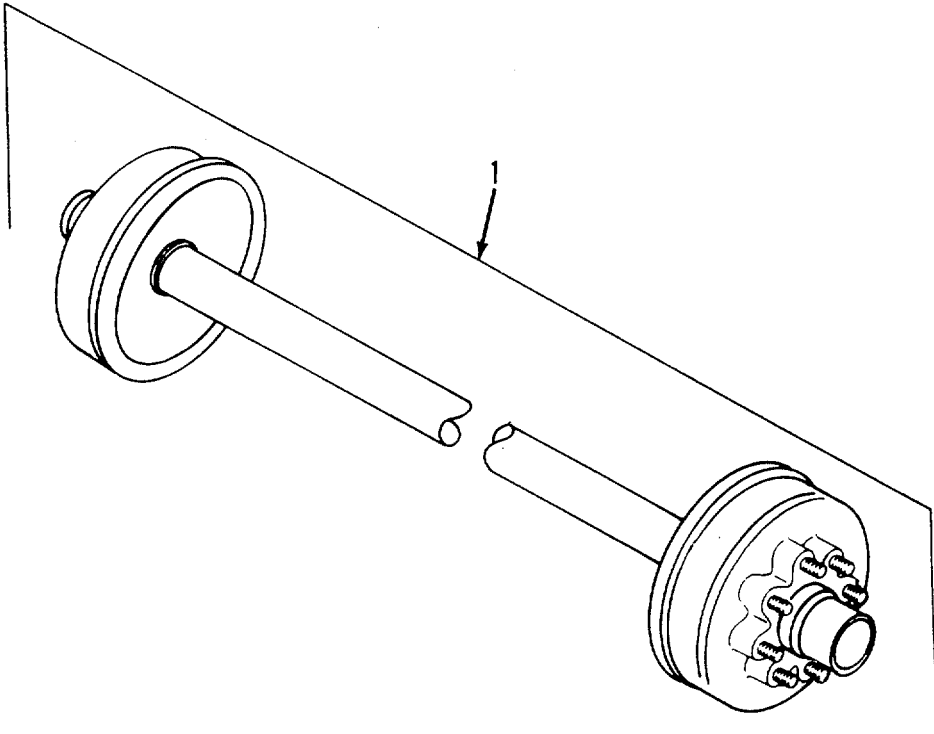


Figure 61. Axle Assembly

SECTION II		TM 9-6115-654-24P			
(1)	(2)	(3)	(4)	(5)	(6)
ITEM	SMR		PART		
NO	CODE	CAGEC	NUMBER	DESCRIPTION AND USABLE ON CODES(UOC)	QTY
GROUP 08 TRAILER					
FIG. 61 AXLE ASSEMBLY					
1	XDFFF	81381	12884360	....AXLE ASSEMBLY .....	1
END OF FIGURE					

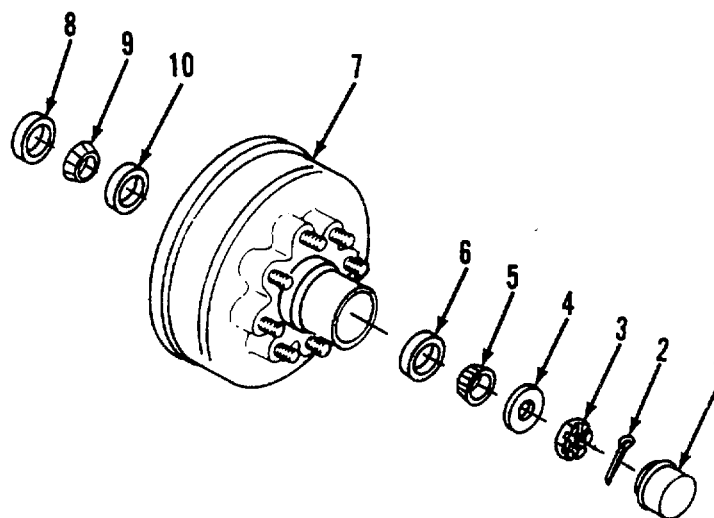


Figure 62. Wheel Bearings

SECTION II			TM 9-6115-654-24P		
(1)	(2)	(3)	(4)	(5)	(6)
ITEM	SMR		PART		
NO	CODE	CAGEC	NUMBER	DESCRIPTION AND USABLE ON CODES(UOC)	QTY
GROUP 08 TRAILER					
FIG. 62 WHEEL BEARINGS					
1	XDOZZ	15460	21-39	.....CAP, GREASE .....	2
2	PAOZZ	15460	19-2	.....PIN, COTTER .....	2
3	PAOZZ	15460	6-1	.....NUT .....	2
4	PAOZZ	15460	5-57	.....WASHER, SPINDLE .....	2
5	PAOZZ	60038	14125A	.....CONE AND ROLLERS, TA .....	2
6	PAOZF	60038	14276	.....CUP, TAPERED ROLLER .....	2
7	XDOZZ	15460	8-219-4	.....HUB AND DRUM ASSY .....	2
8	PAOZZ	15460	10-1	.....SEAL, PLAIN ENCASED .....	2
9	PAOZO	60038	25580	.....CONE AND ROLLERS, TA .....	2
10	PAOZZ	60038	25520	.....CUP, TAPERED ROLLER .....	2

END OF FIGURE

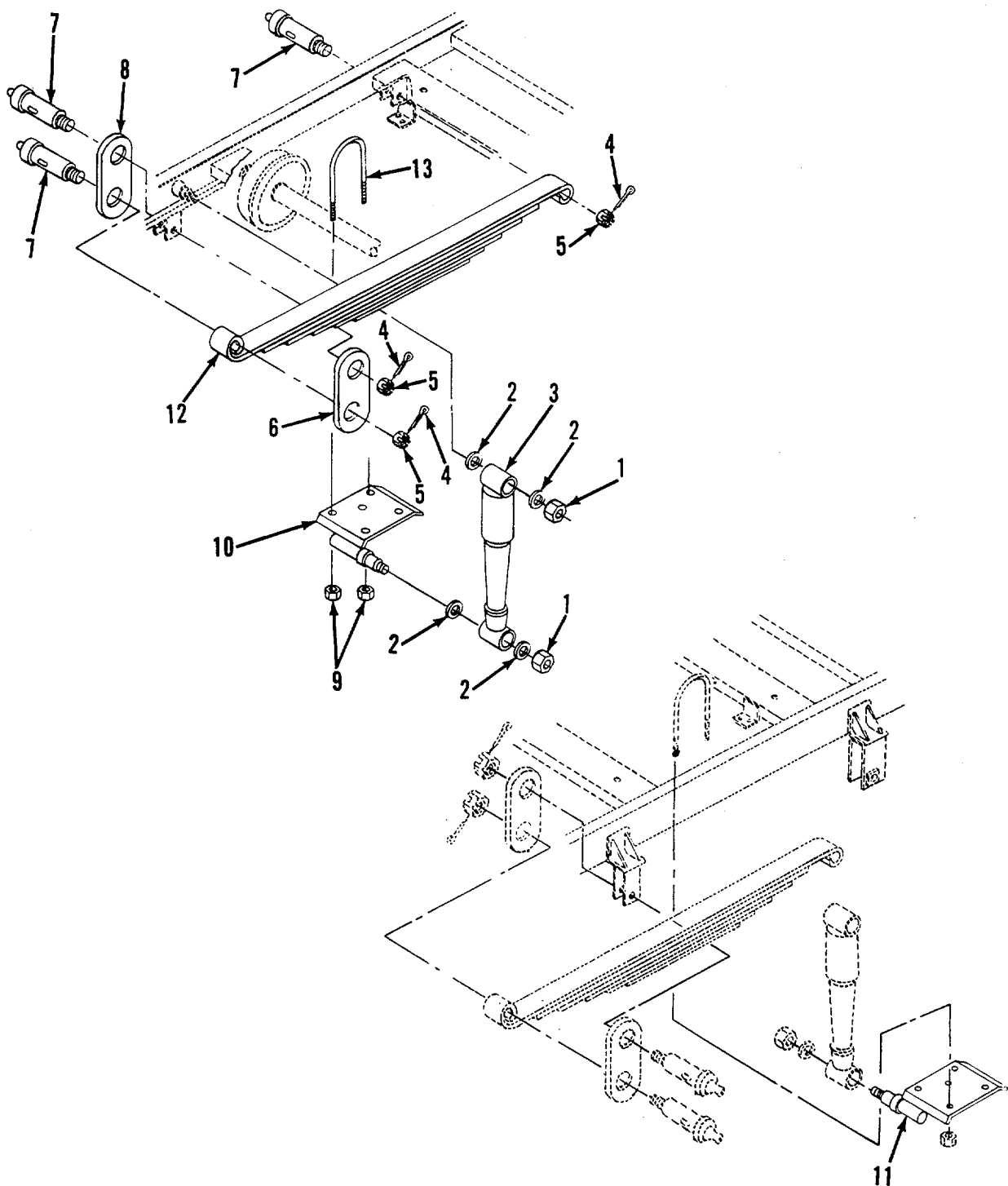


Figure 63. Springs and Shock Absorbers



SECTION II			TM 9-6115-654-24P		
(1)	(2)	(3)	(4)	(5)	(6)
ITEM	SMR		PART		
NO	CODE	CAGEC	NUMBER	DESCRIPTION AND USABLE ON CODES(UOC)	QTY
GROUP 08 TRAILER					
FIG. 63 SPRINGS AND SHOCK ABSORBERS					
1	PAOZZ	96906	MS51968-20	...NUT, PLAIN, HEXAGON 5/8IN.-18UNF. ....	4
2	PAOZF	96906	MS27183-22	...WASHER, FLAT 5/8IN. ID .....	4
3	PBOZZ	76445	18680	...ABSORBER, SHOCK .....	2
4	PAFZZ	96906	MS24665-374	...PIN, COTTER 7/64IN. DIA X 1-1/2IN. LG.....	6
5	PAFZZ	96906	MS17826-12	...NUT, CASTELLATED 3/4IN.-16UNF-2B.....	6
6	XDFZZ	15460	018-019-01	...LINK, SHACKLE INNER .....	2
7	PAFZZ	15460	007-119-01	...BOLT, SPRING, MTG.....	6
8	XDFZZ	15460	018-019-02	... LINK, SHACKLE OUTER .....	2
9	PAFZO	96906	MS21044C8	... NUT, SELF-LOCKING, HE 1/2IN.- 20UNF.....	8
10	XDFZZ	81381	12884170	...PLATE, SPRING TIE LH .....	1
11	XDFZZ	81381	12884376	...PLATE, SPRING TIE RH.....	1
12	XDFZZ	15460	72-14	...SPRING, LEAF .....	2
13	PBFZZ	15460	011-017-00	...U-BOLT, SPRING, MTG 1/2IN.-20OUNF X 6.63IN LG .....	4

END OF FIGURE

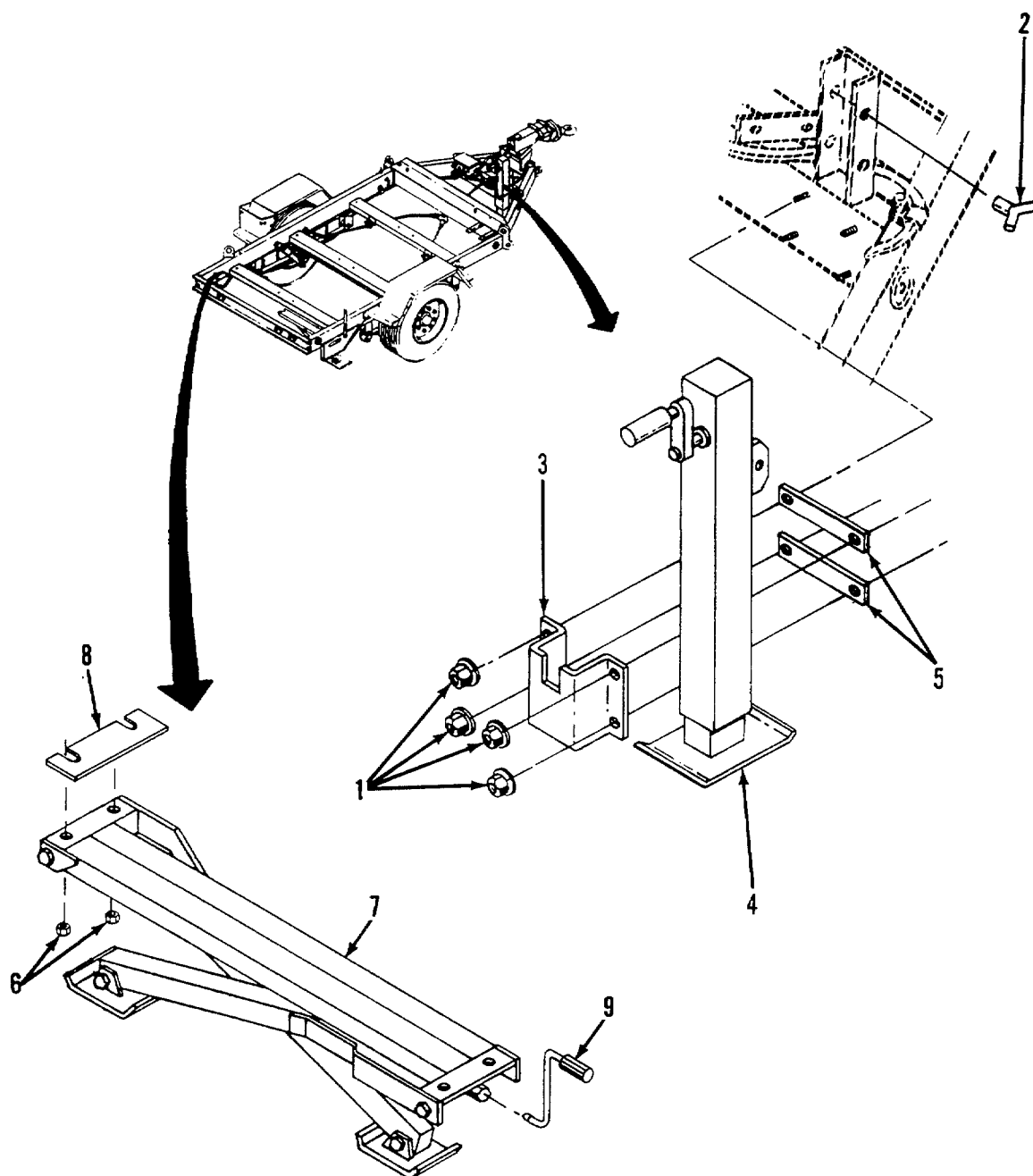


Figure 64. Jack Assemblies

SECTION II			TM 9-6115-654-24P		
(1)	(2)	(3)	(4)	(5)	(6)
ITEM	SMR		PART		
NO	CODE	CAGEC	NUMBER	DESCRIPTION AND USABLE ON CODES(UOC)	QTY
GROUP 08 TRAILER					
FIG. 64 JACK ASSEMBLIES					
1	PAOZZ	82465	31WLF3816	...NUT, HEXAGON, LOCK 3/8IN. - ..... 16UNC.....	4
2	PAOZZ	81381	12871468	...PIN, TONGUE JACK .....	1
3	PBOZZ	81381	12870763	...BRACKET, TONGUE JACK .....	1
4	PAOZZ	99411	455113	...JACK, TONGUE .....	1
5	XDOZZ	81381	12884148	...SPACER, FRONT JACK .....	2
6	PAOZZ	81381	12893574	...NUT, HEXAGON, LOCK 1/2IN.-13UNC-2B .....	4
7	PAFZZ	99411	454967	...JACK, LEVELING-SUPPO .....	1
8	PBOZZ	81381	12890139	...SPACER .....	2
9	PBOZZ	99411	456400	...HANDLE, CRANK .....	1

END OF FIGURE

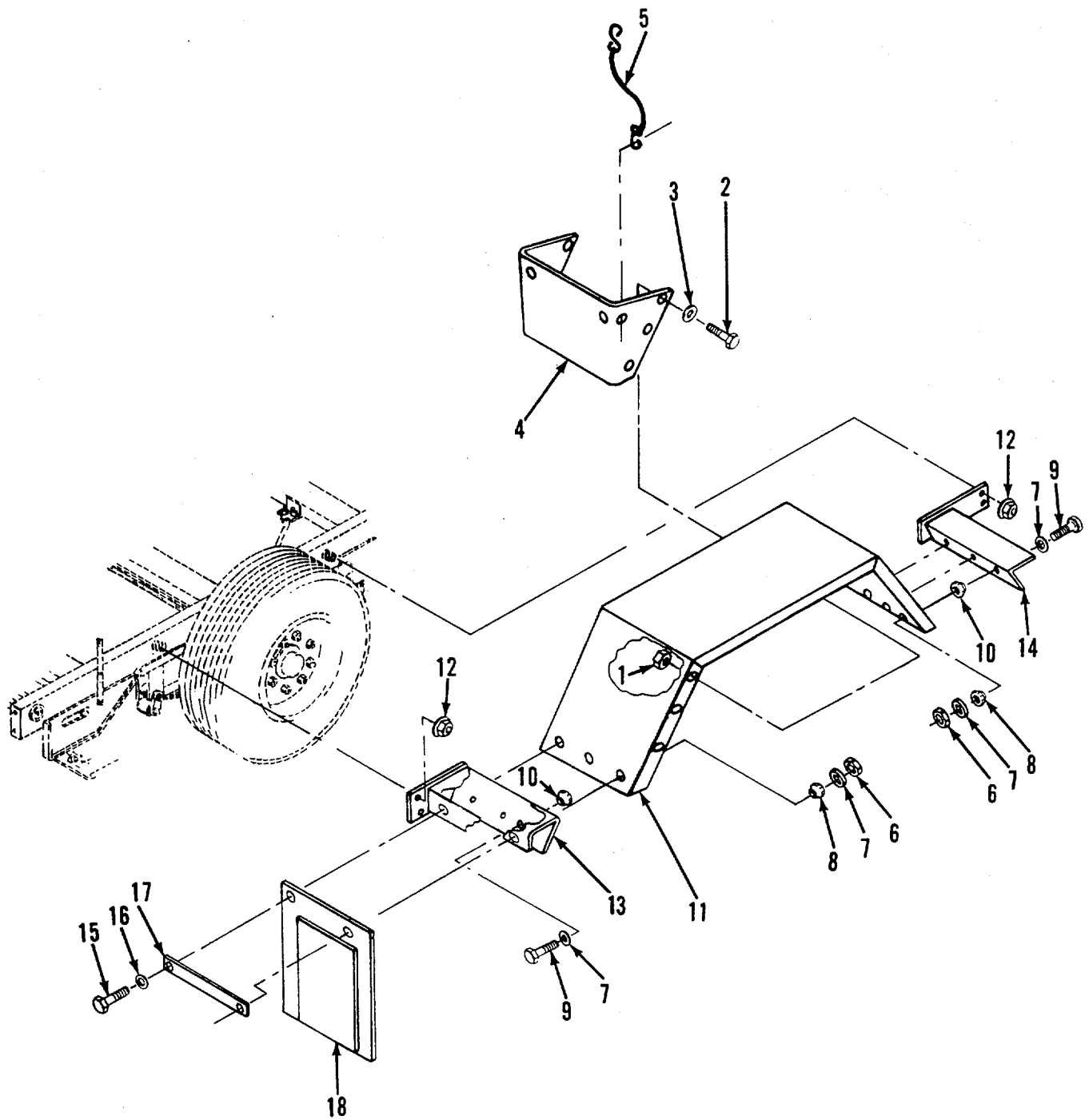


Figure 65. Fenders

SECTION II			TM 9-6115-654-24P		
(1)	(2)	(3)	(4)	(5)	(6)
ITEM NO	SMR CODE	CAGEC	PART NUMBER	DESCRIPTION AND USABLE ON CODES(UOC)	QTY
GROUP 08 TRAILER					
FIG. 65 FENDERS					
1	PAOZZ	568D8	21FAF518	..NUT, HEXAGON, LOCK 5/16IN.-18UNC.....	12
2	PAOZO	96906	MS90725-34	..BOLT, MACHINE 5/16IN.-18UNC X 1IN. LG.....	12
3	PAOZZ	96906	MS27183-12	..WASHER, FLAT .344 ID .....	12
4	XDOZZ	81381	12884392	..CHOCK HOLDER .....	2
5	PCOZZ	81381	12890264	..STRAP, RUBBER .....	2
6	PAOZZ	96906	17830-6C	..NUT, HEXAGON, LOCK 3/8IN.-16UNC.....	12
7	PAOZZ	81381	99456	..WASHER, FLAT .406 ID .....	24
8	PAOZZ	81381	99989	..BUSHING, MALE .....	12
9	PAOZZ	96906	MS90728-62	..SCREW, CAP, HEXAGON H 3/8IN.-16UNC.....	12
10	PAOZZ	81381	99990	X 1-1/4IN. LG.....	12
11	XDOFF	81381	12885264-1	..BUSHING, FEMALE .....	1
11	XDOFF	81381	12885264-2	..FENDER, LH .....	1
12	PAOZZ	82465	31WLF3816	..FENDER, RH .....	20
13	XDOZZ	81381	12870956	..NUT, HEXAGON, LOCK 3/8IN.-16UNC.....	1
13	XDOZZ	81381	12870969	..BRACKET, FNDR, RH REA .....	1
14	XDOZZ	81381	12870970	..BRACKET, FNDR, LH REA .....	1
14	XDOZZ	81381	12870971	..BRACKET, FNDR, LH FRT .....	1
15	PAOZZ	96906	MS90725-64	..BRACKET, FNDR, RH FRT .....	4
16	PAOZO	96906	MS27183-14	..SCREW, CAP, HEXAGON H 3/8IN.-16 NC .....	4
17	PBOZZ	81381	99994	X 1-1/2IN. LG.....	4
18	PAOZZ	05333	080001	..WASHER, FLAT 3/8IN. ID .....	2
				..CLAMP, SPLASH GUARD .....	2
				..GUARD, SPLASH .....	2

END OF FIGURE

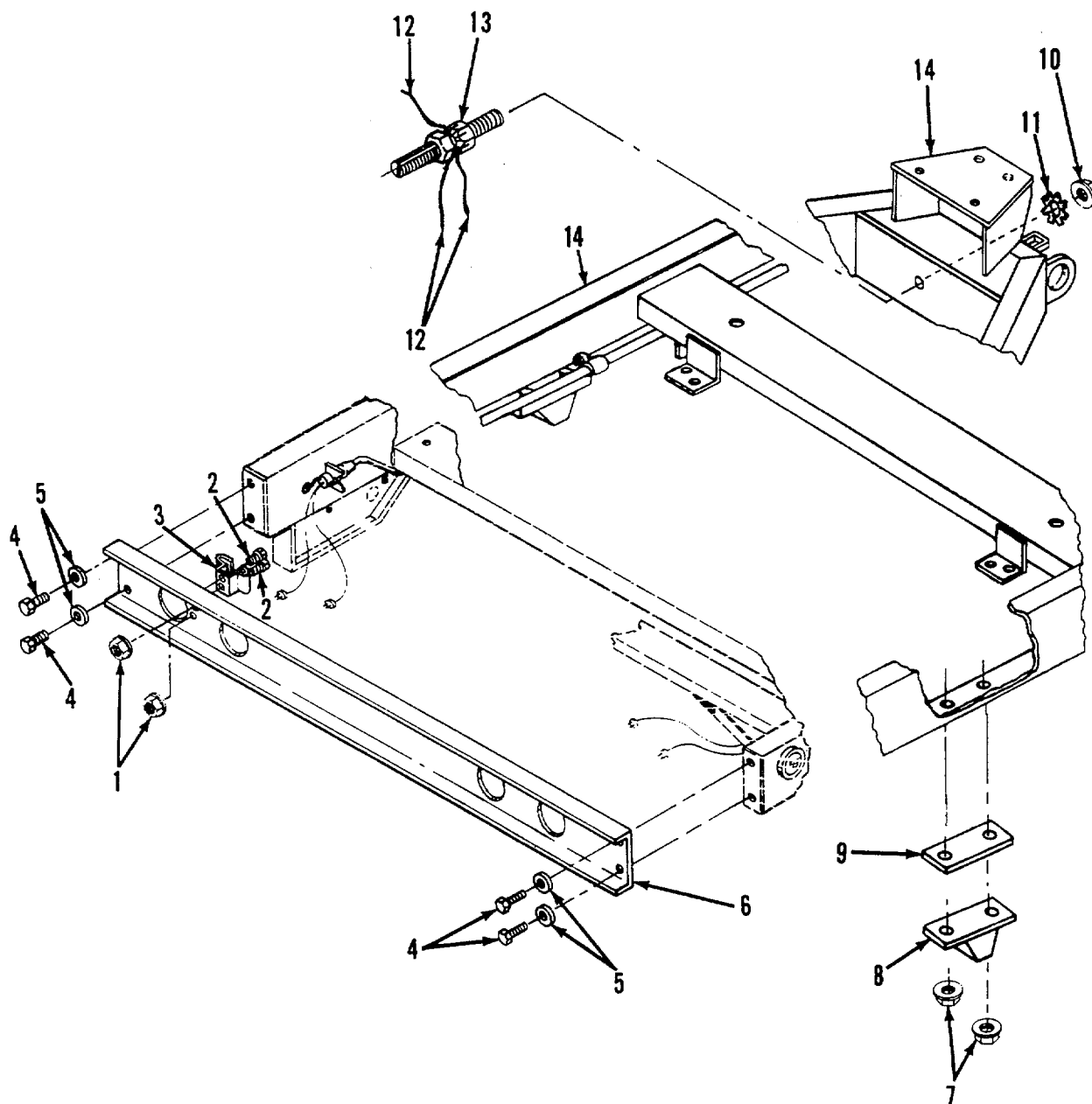


Figure 66. Structure

SECTION II			TM 9-6115-654-24P		
(1)	(2)	(3)	(4)	(5)	(6)
ITEM	SMR		PART		
NO	CODE	CAGEC	NUMBER	DESCRIPTION AND USABLE ON CODES(UOC)	QTY
GROUP 08 TRAILER					
FIG. 66 STRUCTURE					
1	PAOZZ	82465	31WLF51618	....NUT, PLAIN, EXTENDED 5/16IN. -.....	2
				18UNC.....	
2	PAOZZ	96906	MS90725-32	.... BOLT, HEX HEAD 5/16IN.-18UNC X.....	2
				3/4IN. LG.....	
3	PBOZZ	71938	24-83000	....BRACKET, MOUNTING .....	1
4	PAFZZ	96906	MS90728-62	....SCREW, CAP, HEXAGON H 3/8IN.- .....	4
				16UNC X 1-1/4IN. LG.....	
5	PAFZO	96906	MS27183-14	.... WASHER, FLAT .406 ID, .812 OD... .....	4
6	XDFZZ	81381	12870791	....BUMPER.....	1
7	PAOZZ	82465	31WLF3816	....NUT, HEXAGON, LOCK 3/8IN.-16UNC.....	4
8	XDOZZ	15460	071-068-00	....PAD, AXLE BUMPER .....	2
9	XDOZZ	81381	12884166	....SPACER, BUMPER PAD .....	2
10	PAOZO	96906	MS51971-1	....NUT, PLAIN, HEXAGON 1/4IN.-20UNC-.....	1
				2B.....	
11	PAOZZ	96906	MS35335-61	.... WASHER, LOCK 1/4IN.ID .....	1
12	PAOZZ	81381	99676	....CABLE, GROUND 6AWG, 36IN. LG, .. .....	3
13	PAOZO	30554	69-692-3	....TERMINAL, STUD .....	1
14	XDFHH	81381	12884119	....FRAME WELDMENT .....	1

END OF FIGURE

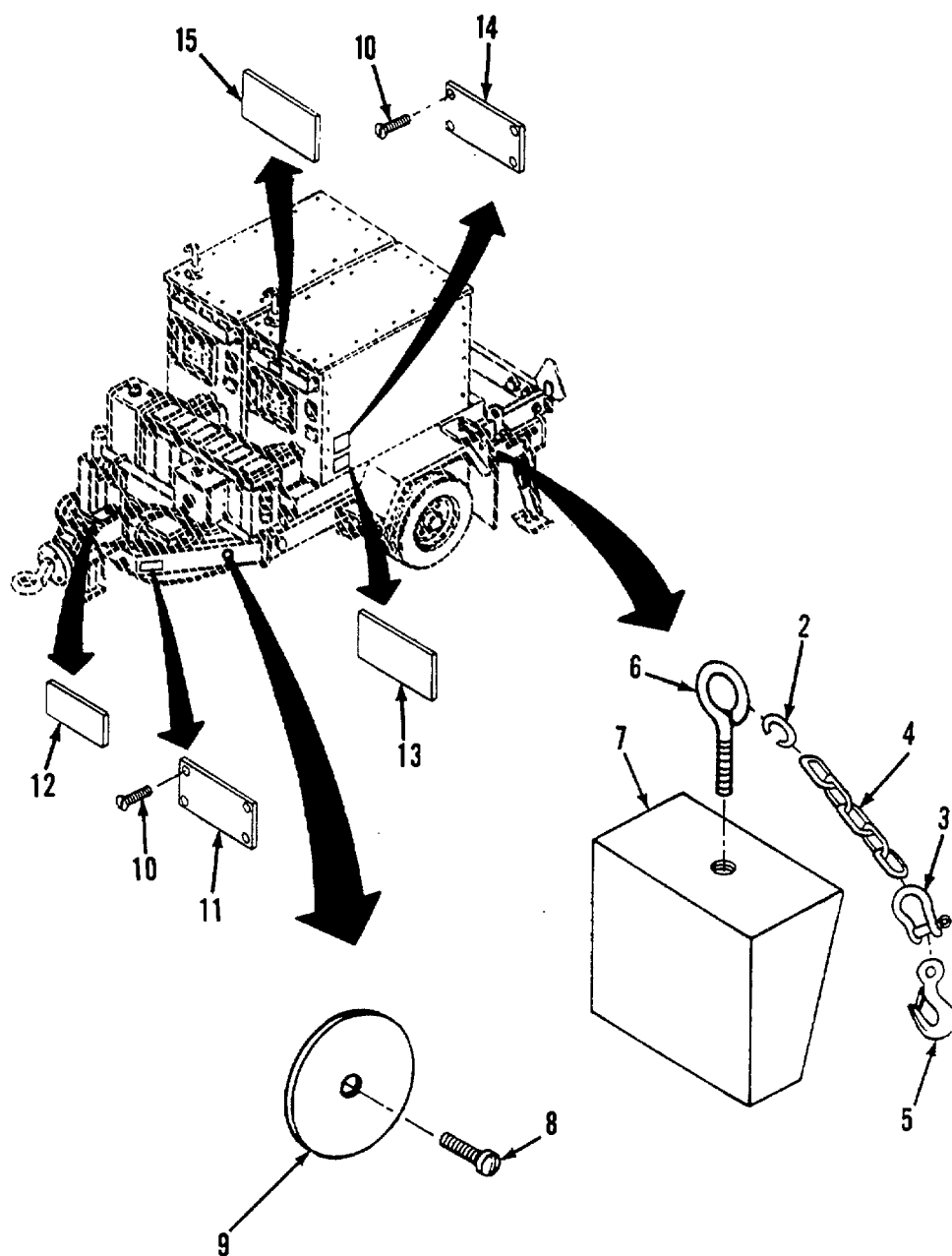


Figure 67. Chock Blocks and Reflectors



SECTION II			TM 9-6115-654-24P		
(1)	(2)	(3)	(4)	(5)	(6)
ITEM	SMR		PART		
NO	CODE	CAGEC	NUMBER	DESCRIPTION AND USABLE ON CODES(UOC)	QTY
GROUP 09 ACCESSORIES					
FIG. 67 CHOCK BLOCKS AND REFLECTORS					
1	XDOZZ	81381	12871027	CHOCK ASSEMBLY .....	2
2	PAOZZ	75535	G-335-1-4	..LINK, CHAIN, CONNECTI .....	2
3	PBOZZ	75535	G-209-1/3	..SHACKLE, ANCHOR .....	2
4	XDOZZ	75535	02-76150X62	..CHAIN, LINK 3/16IN. TRADE SIZE X .....	2
				62IN. LG.....	
5	PAOZZ	75535	G-3315 7/16	..SNAP HOOK .....	2
6	XAOZZ	9X737	FBE02500375	..SCREW, EYE 1/4IN. DIA X 3-3/4IN. ....	2
				LG .....	
7	XDOZZ	9X737	WC769R	..CHOCK, WHEEL .....	2
8	PAOZO	96906	MS35207-267	..SCREW, MACHINE NO. 10-32UNF X .....	2
				1IN. LG.....	
9	PAOZZ	13548	98007Y	..REFLECTOR, INDICATIN .....	2
10	PAOZZ	52457	3360-0608	..SCREW, DRIVE NO. 6 X 1/4IN. LG .....	8
11	XDOZZ	81381	12885775	..NAMEPLATE, I.D .....	1
12	XDOZZ	81381	12871520	..NAMEPLATE CAUTION BREAKAWAY LEVER.....	1
13	XDOZZ	81381	99730	..NAMEPLATE TAG WARRANTY .....	1
14	XDOZZ	81381	90978	..NAMEPLATE SET IDENTIFICATION .....	1
15	XDOZZ	81381	12885453	..NAMEPLATE OPERATION INSTRUCTIONS.....	2

END OF FIGURE

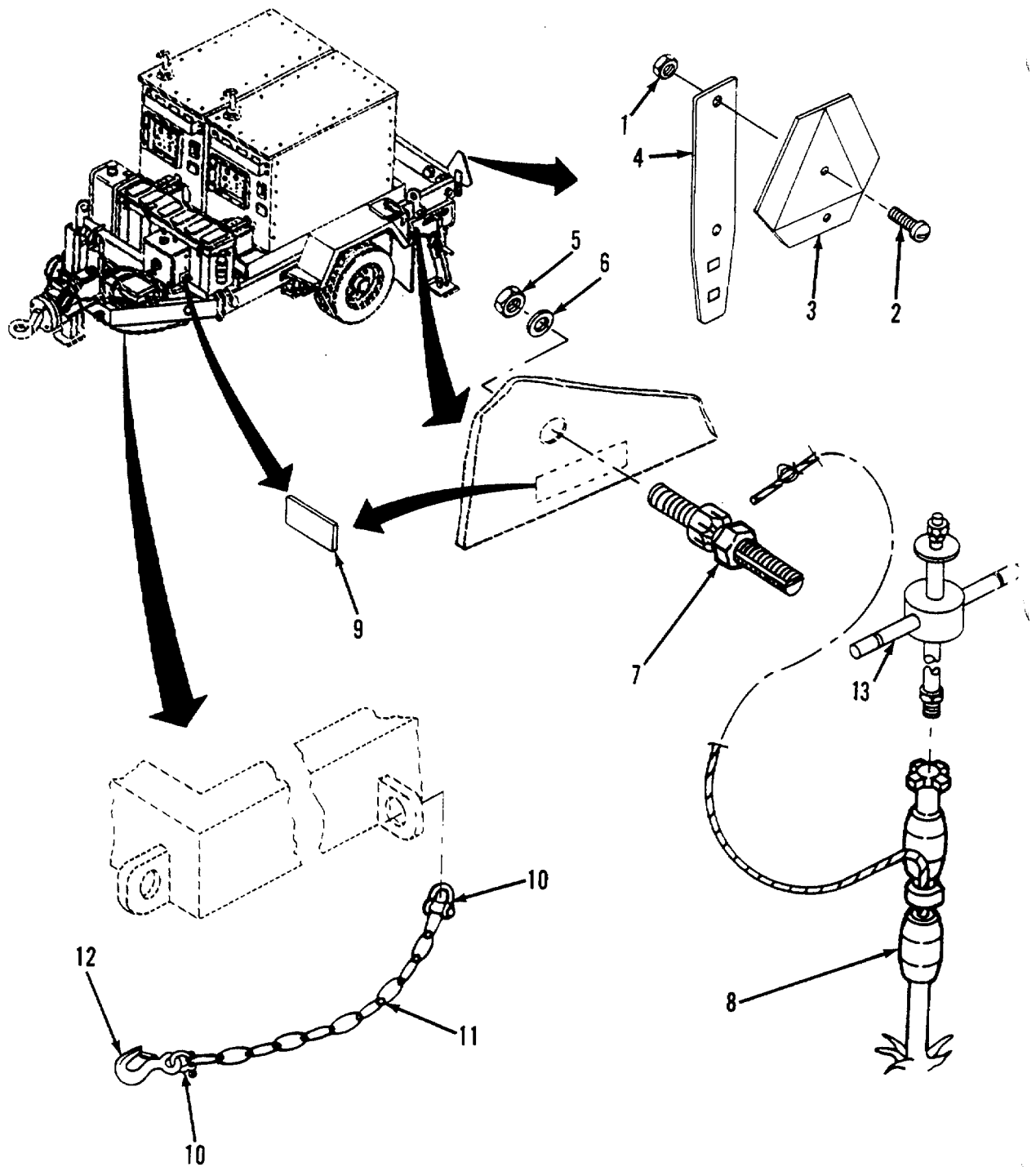


Figure 68. Safety Chains and Ground Rod

SECTION II			TM 9-6115-654-24P		
(1)	(2)	(3)	(4)	(5)	(6)
ITEM	SMR		PART		
NO	CODE	CAGEC	NUMBER	DESCRIPTION AND USABLE ON CODES(UOC)	QTY
GROUP 09 ACCESSORIES					
FIG. 68 SAFETY CHAINS AND GROUND ROD					
1	PAOZZ	82465	31WLF1032	NUT, HEXAGON, LOCK NO. 10-32UNF .....	2
2	PAOZO	96906	MS35207-267	SCREW, MACHINE NO.10-32UNF X IIN. LG.....	2
3	XDOZZ	72635	8-29000	EMBLEM, SLOW-MOVING VEHICLE .....	1
4	XDOZZ	71938	24-82900	BRACKET, MTG .....	1
5	PAOZO	96906	MS51971-1	NUT, PLAIN, HEXAGON 1/4IN.-20UNC-2B.. .....	1
6	PAOZZ	96906	M535335-61	WASHER, LOCK 1/4IN. ID .....	1
7	PAOZO	30554	69-692-3	TERMINAL, STUD .....	1
8	PAOZO	15277	FS0216B122-1	ROD, GROUND .....	1
9	XDOZZ	81381	90943	NAMEPLATE GROUND STUD .....	2
10	PAOZZ	75535	G209-5/16	SHACKLE .....	4
11	XDOZZ	75535	02-76258	CHAIN, LINK 1/4IN. TRADE SIZE X .....	2
				40 IN. MIN. LG.....	
12	PBOZZ	75535	G320C-FC-S4055	HOOK, EYE .....	2
13	PAOZZ	97403	13226E7741	SLIDE HAMMER, GROUND .....	1

END OF FIGURE

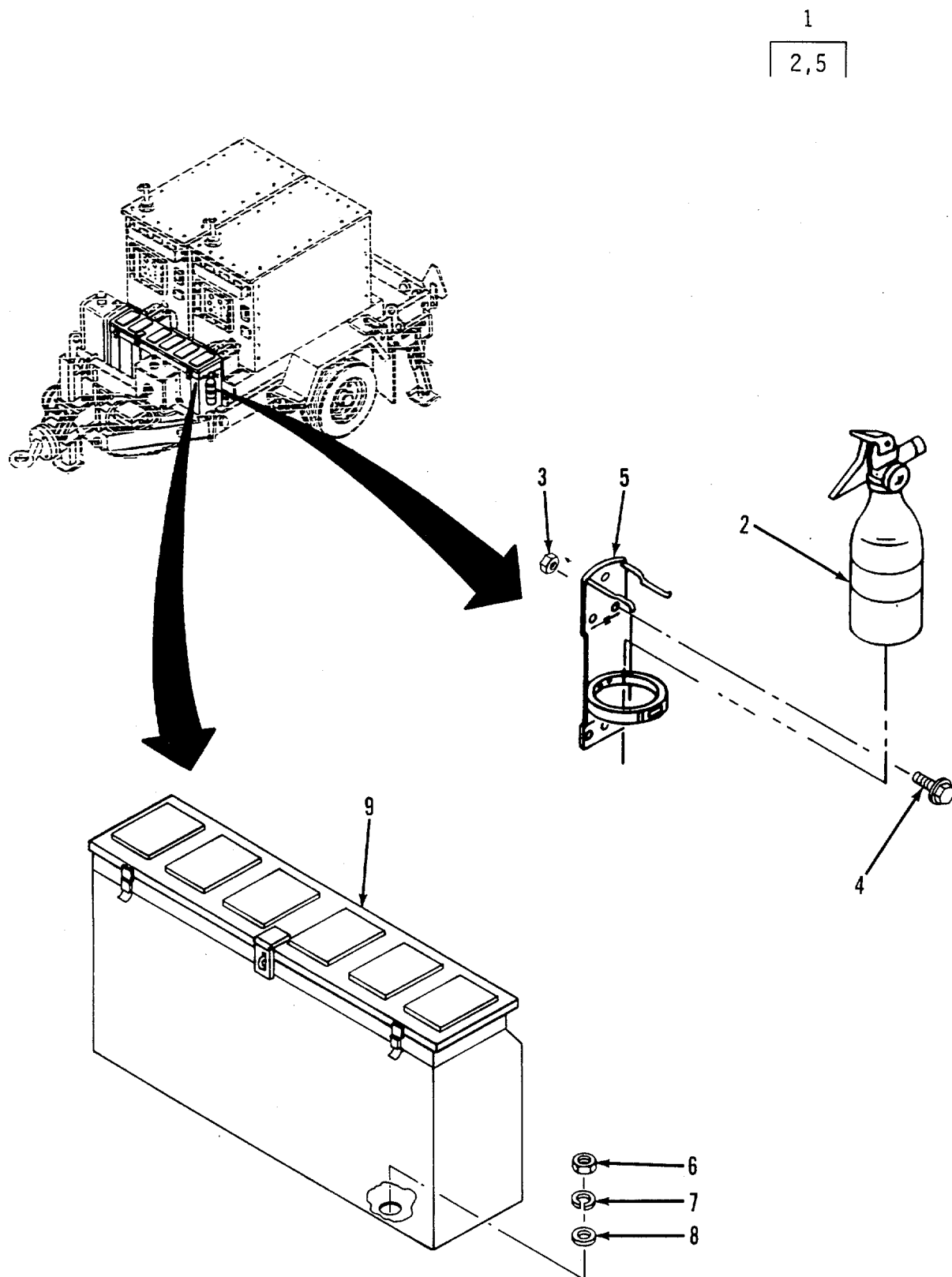


Figure 69. Fire Extinguisher and Tool Box

SECTION II			TM 9-6115-654-24P		
(1)	(2)	(3)	(4)	(5)	(6)
ITEM	SMR		PART		
NO	CODE	CAGEC	NUMBER	DESCRIPTION AND USABLE ON CODES(UOC)	QTY
GROUP 09 ACCESSORIES					
FIG. 69 FIRE EXTINGUISHER AND TOOL BOX					
1	PBOZF	03670	21876	FIRE EXTINGSHR ASSY 5 LBS .....	1
2	XDOZZ	61649	899150	.EXTINGUISHER, FIRE 5 LBS .....	1
3	PAOZZ	82465	32WLF-1420	NUT, SELF-LOCKING, HE 1/4IN.-20UNC.....	3
4	PAOZZ	82465	32WLFS1420-1	BOLT, HEX HEAD, LOCK 1/4IN.-20UNC X .....	3
				1IN. LG.....	
5	XDOZZ	61649	896697	.BRACKET, FIRE EXT .....	1
6	PAOZF	96906	MS35690-604	.NUT, PLAIN, HEXAGON 3/8IN. - 16UNC.....	4
7	PAOZZ	96906	MS35338-27	.WASHER, LOCK 3/8IN. ID .....	4
8	PAOZO	96906	MS27183-14	.WASHER, FLAT 3/8IN. ID D .....	4
9	PBOZZ	81381	91158	.TOOL BOX, PORTABLE .....	1

END OF FIGURE

SECTION II		TM 9-6115-654-24P			
(1)	(2)	(3)	(4)	(5)	(6)
ITEM	SMR		PART		
NO	CODE	CAGEC	NUMBER	DESCRIPTION AND USABLE ON CODES(UOC)	QTY
GROUP 10 BULK MATERIALS LIST					
FIG. BULK					
1	PAOZZ	96906	MS35823-6C	HINGE, BUTT .050 THK, .125 PIN DIA, ..... 72IN. LG .....	V

END OF FIGURE

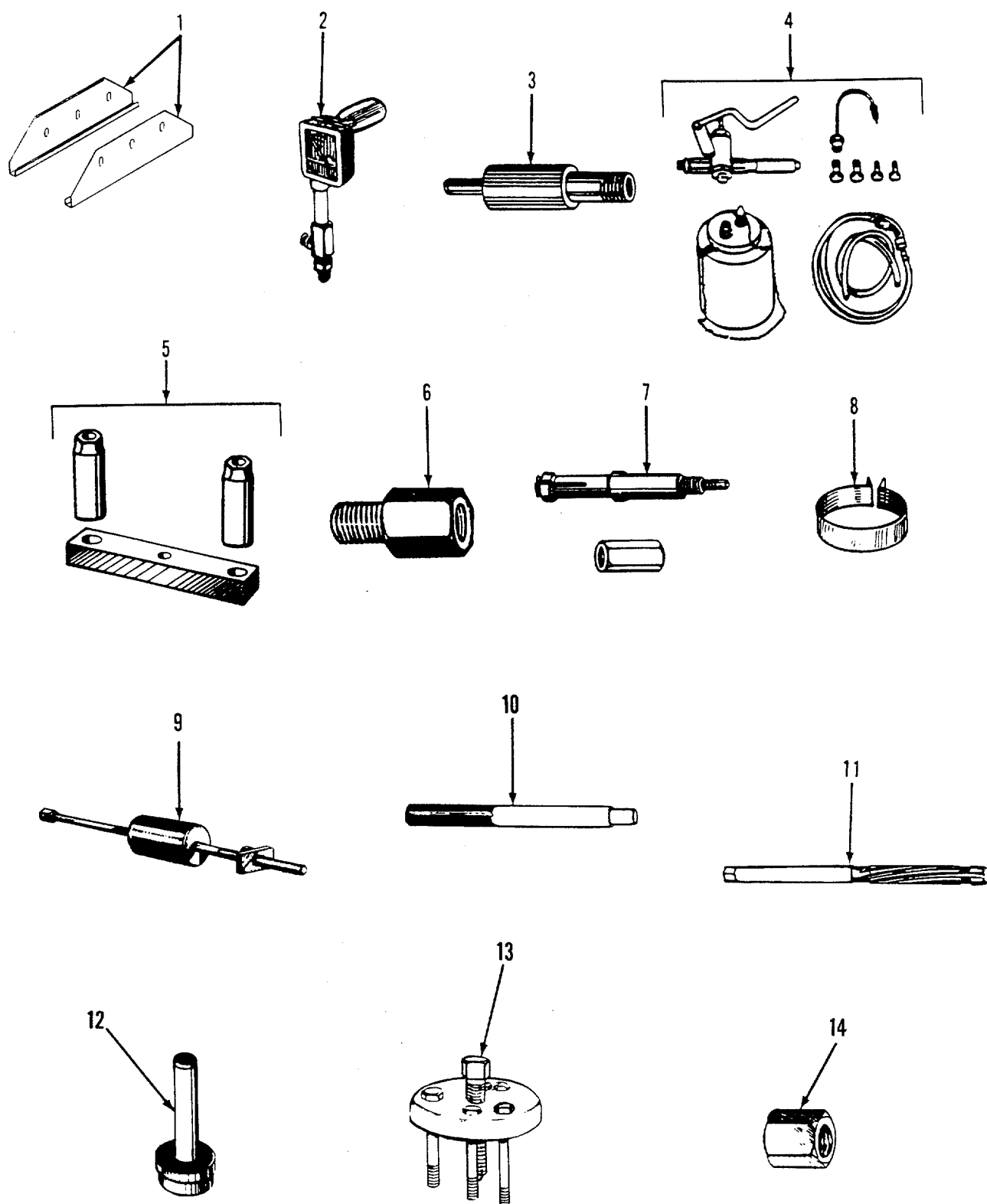


Figure 70. Special Tools

SECTION II		TM 9-6115-654-24P			
(1)	(2)	(3)	(4)	(5)	(6)
ITEM	SMR		PART		
NO	CODE	CAGEC	NUMBER	DESCRIPTION AND USABLE ON CODES(UOC)	QTY
GROUP 11 SPECIAL TOOLS LIST					
FIG. 70 SPECIAL TOOLS					
1	PEOZZ	81381	12890811	PLATE, LIFTING.....	
2	PEFZZ	62445	2461S	METER, SPECIAL SCALE.....	
3	PEFZZ	62445	003-1230	ADAPTER, COMPRESSION.....	
4	PEFZZ	62445	003-0714	PUMP, RECIPROCATING .....	
5	PEFZZ	62445	003-1022	FIXTURE, HOLDOWN.....	
6	PEFZZ	62445	003-0422	THREADED PIECE.....	
7	PEFZZ	62445	0030748	PULLER, MECHANICAL.....	
8	PEFZZ	62445	0030744	COMPRESSOR, PISTON R.....	
9	PEFZZ	36719	150800	REMOVAL TOOL.....	
10	PEHZZ	62445	123340	MANDREL SET, MACHINE 0.7MM.....	
11	PEHZZ	62445	0031236	REAMER, HAND.....	
12	PEHZZ	62445	003-1034	ARBOR MILLING CUTTE.....	
13	PEHZZ	62445	0030417	PULLER KIT, UNIVERSA.....	
14	PEHZZ	62445	0030416	NUT, PLAIN, HEXAGON.....	

END OF FIGURE



**CROSS-REFERENCE INDEXES**  
**NATIONAL STOCK NUMBER INDEX**

STOCK NUMBER	FIG.	ITEM	STOCK NUMBER	FIG.	ITEM
5940-00-021-3321	7	23		69	8
	49	28	5310-00-081-4219	36	11
	66	13		65	3
	68	7	5340-00-087-0300	45	4
5340-00-029-0022	57	2	5340-00-087-0301	40	1
5310-00-045-3299	51	10	3110-00-100-0516	62	6
5310-00-047-2965	63	5	3110-00-100-0544	62	10
5310-00-052-3632	6	2	3110-00-100-3541	62	9
	47	19	3110-00-107-7563	51	21
5305-00-054-6655	6	22	5940-00-113-8179	46	14
	27	8	5940-00-114-1305	48	2
	49	18	4730-00-118-8546	26	20
5305-00-059-3659	3	4	3110-00-142-4355	62	5
	49	2	5310-00-160-1606	6	5
4820-00-060-6182	26	3		45	8
5310-00-062-4954	55	1		49	11
5310-00-063-7360	6	20		52	1
	47	2		53	1
5305-00-068-0500	1	1		58	6
	1	13	2530-00-161-7575	57	15
	4	4	2530-00-161-7576	57	15
	6	6	5310-00-166-8341	45	2
	7	32		59	1
	33	3		66	1
	33	8	5310-00-167-0768	5	4
	45	6	5320-00-173-8625	1	17
	51	6	5310-00-184-1107	7	27
5305-00-068-0502	1	4	4730-00-188-3513	13	7
	7	1	4010-00-191-0091	67	2
	26	14	5360-00-200-5990	57	3
	27	3	9905-00-205-0502	46	11
	38	14	5310-00-209-1761	58	3
	45	9	5305-00-225-3842	41	7
	49	13	5306-00-225-8497	45	3
	51	3		51	18
	51	14		66	2
	53	2	5306-00-225-8499	36	12
	56	1		65	2
5305-00-68-0509	39	1	5306-00-225-8503	59	2
5305-00-068-0511	7	37	4730-00-230-1996	42	7
	59	9	5315-00-236-8357	59	5
	65	9	4720-00-241-4435	10	2
	66	4	5310-00-241-6604	33	4
5310-00-080-6004	7	36		44	5
	25	3	5310-00-241-6640	41	4
	36	9	5315-00-241-7332	63	4
	58	14	5975-00-246-4906	53	10
	59	10	2910-00-2484355	27	5
	65	16	5305-00-269-3211	36	7
5310-00-080-6004	66	5			

## SECTION II

TM 9-6115-654-24P CO2

(1) ITEM NO	(2) SMR CODE	(3) CAGEC	(4) PART NUMBER	(5) DESCRIPTION AND USABLE ON CODES(UOC)	(6) QTY		
5305-00269-3217			5	2	4730-00-679-9280	26	12
5305-00-269-3219			9	3		27	11
5940-00-276-0678			44	3	5330-00-684-7851	25	10
4730-00-277-9177			27	2	5920-00-686-9514	50	11
4030-00-282-4885			68	10	5340-00-689-3828	4	8
5325-00-282-7471			6	21		26	15
4730-00-287-1614			27	21		28	9
5920-00-290-1844			50	14	5310-00-721-7809	49	3
5325-00-290-1960			26	22	5305-00-725-4183	55	2
5975-00-296-4096			49	20	4730-00-754-0152	58	1
4730-00-301-7470			26	9	5310-00-761-6882	46	1
5310-00-355-5645			25	13	6240-00-763-3450	50	6
			58	12	5310-00-763-8905	63	1
			59	3	5310-00-765-3197	47	20
			64	1	5330-00-788-8713	49	21
			65	12	5310-00-809-4058	49	6
			66	7	5945-00-853-6024	45	7
5340-00-359-5269			51	20	3040-00-872-8567	57	12
5325-00373-1323			26	24	5310-00-874-2922	57	11
5360-00-384-0004			57	1	2530-00-874-2923	57	17
5310-00-407-9566			51	15	5310-00-877-5795	5	1
5340-00-455-1121			27	26		9	1
5340-00-455-1133			46	13	5310-00-877-5797	50	18
5325-00-455-1250			26	25	5975-00-878-3791	68	8
5310-00-483-8792			4	1	5310-00-903-5966	7	20
6240-00-504-2523			49	33		49	26
5310-00-527-3634			7	21		66	10
			66	11		68	5
			68	6	5320-00-904-4136	55	21
5910-00-532-1225			27	7	2910-00-911-0081	25	9
			46	12	6210-00-913-6461	47	30
4730-00-540-1525			3	14	5310-00-926-1835	50	1
5310-00-543-5101			5	3	5961-00-935-0138	45	11
			7	35	6240-00-941-2683	47	33
			25	2	6210-00-941-5863	47	29
			36	8	5310-00-951-7209	63	2
			69	7	5310-00-982-4973	63	9
5310-00-550-1130			51	23	5940-00-983-6114	46	10
5310-00-582-5965			39	2	5340-00-985-6690	52	2
			41	9		58	7
			46	2	5305-00-993-1851	67	8
5310-00-584-5272			55	3		68	2
2350-00-585-6079			57	13	6140-01-210-1964	37	4
4820-00-595-3191			26	8	5940-01-009-4763	49	24
5930-00-615-6731			47	25	5120-01-013-1676	68	13
2530-00-621-6330			57	10	5306-01-013-2928	38	9
4730-00-623-9137			3	15	5330-01-035-9418	62	8
5315-00-627-2540			57	6	6645-01-048-3014	47	13
5310-00-655-9544			7	34	2530-01-050-9193	57	7
			25	1	5340-01-053-7130	BULK	1
5310-00-655-9544			69	6			

## CROSS-REFERENCE INDEXES

		NATIONAL STOCK NUMBER INDEX			
STOCK NUMBER	FIG.	ITEM	STOCK NUMBER	FIG.	ITEM
5340-01-069-6705	57	12	4730-01-240-6108	26	4
9905-01-070-0471	67	9	2940-01-242-1405	20	1
5340-01-070-4475	59	4	5330-01-247-8512	31	16
5325-01-078-5180	54	3	5310-01-250-3730	17	6
5940-01-082-3321	44	2		22	2
	50	7	5310-01-250-3733	31	2
4210-01-087-4989	69	1	4730-01-251-8377	26	11
5310-01-090-2453	7	9	5310-01-254-2572	49	15
	26	13		50	12
	27	24	5310-01-254-2573	7	24
	33	9		68	1
	69	3	5306-01-254-6357	7	25
5961-01-101-3967	47	24		50	19
5920-01-116-6631	47	34	4320-01-263-9680	70	4
2530-01-124-5454	57	16	5325-01-265-3678	54	2
5940-01-126-3973	42	4	5930-01-268-7729	47	18
	43	2	5310-01-277-4855	60	1
5305-01-132-5275	47	23	5310-01-277-7334	24	2
5940-01-139-0853	44	1	5330-01-278-6913	21	7
	50	8	5305-01-282-6414	57	5
5961-01-141-8093	51	11	5330-01-286-7794	18	31
2610-01-148-1635	60	3	5330-01-286-7795	18	5
4730-01-152-1147	70	6	5330-01-286-7810	18	33
5330-01-153-1240	50	4	5330-01-286-7811	20	13
2530-01-155-3905	60	4	5305-01-286-7836	18	39
5307-01-164-5516	41	3	5365-01-286-7910	15	2
4730-01-167-0830	58	11	2815-01-286-9373	16	3
5120-01-167-5726	70	9	2920-01-286-9387	41	10
6220-01-182-3380	54	1	2815-01-286-9423	20	12
6220-01-183-4557	54	4	2815-01-286-9424	23	1
5310-01-193-9081	62	4	5315-01-287-0158	18	41
5310-01-193-9303	18	28	5306-01-287-0159	22	1
	23	2	5306-01-287-0160	16	7
	30	1	5315-01-287-0209	23	11
5306-01-194-2589	69	4	5305-01-287-0258	8	3
5310-01-196-3870	18	15	5365-01-287-0266	16	2
5310-01-197-1476	62	3	3120-01-287-0295	16	10
4933-01-214-6263	28	11	3120-01-287-0296	16	10
4730-01-217-4555	4	6	5307-01-287-0310	18	10
5310-01-235-1857	18	12	5307-01-287-0311	18	38
5310-01-237-2051	21	4	5307-01-287-0318	18	14
5310-01-237-2776	17	2	5315-01-287-0747	23	12
	18	13	3020-01-287-0826	23	4
	20	9	5310-01-287-0847	18	29
	23	3	5310-01-287-0853	18	2
5310-01-238-8389	20	11		18	36
5310-01-238-8409	38	10	2815-01-287-3162	18	6
	41	2	2815-01-287-3163	23	8
5310-01-239-2390	18	16	2510-01-287-3188	8	5
5306-01-239-3241	23	6	2815-31-287-3232	16	6

## CROSS-REFERENCE INDEXES

		NATIONAL STOCK NUMBER INDEX			
STOCK NUMBER	FIG.	ITEM	STOCK NUMBER	FIG.	ITEM
4710-01-287-3244	22	3	5365-01-288-1473	29	4
5307-01-287-3535	14	2	3120-01-288-2083	17	12
3020-01-287-4447	23	9	5330-01-288-2119	31	4
3040-01-287-4450	23	10	3020-01-288-3601	18	25
2815-01-287-4501	16	4	2910-01-288-3691	17	3
2815-01-287-4593	15	1	2815-01-288-3696	14	5
2815-01-287-4594	16	1	2815-01-288-3982	18	24
2815-01-287-4595	16	1	5330-01-288-4537	13	10
2815-01-287-4596	16	1	5330-01-288-5101	38	13
5310-01-287-5743	6	11	5330-01-288-5102	38	12
5310-01-287-6516	38	3	5330-01-288-5103	35	5
5315-01-287-6522	18	32	5330-01-288-5107	29	2
5310-01-287-6555	38	4	2815-01-288-5300	18	37
5310-01-287-6556	12	5	5306-01-288-5682	17	5
5365-01-287-6572	20	2	5306-01-288-5691	30	5
5330-01-287-6642	12	10	5365-01-288-5744	29	3
3020-01-287-6840	18	19	5306-01-288-6566	17	7
5305-01-287-7329	41	12	5365-01-288-6621	29	5
5330-01-287-7558	12	13	5315-01-288-6740	18	20
2815-01-287-7820	16	4	5977-01-288-6754	41	16
5340-01-287-8579	14	16	5977-01-288-6760	41	15
5360-01-287-8646	18	40	5365-01-288-6977	14	6
5330-01-287-8657	11	4	5310-01-288-7826	30	15'
5330-01-287-8658	11	7	4730-01-289-1384	35	8
5330-01-287-8659	17	4	2920-01-289-1422	41	11
3120-01-287-8711	16	10	5330-01-289-3239	41	14
5330-01-287-8731	35	9	4710-01-289-3380	12	11
5305-01-287-8741	23	5	3120-01-289-9257	38	8
2815-01-287-9109	14	15	2815-01-289-9397	12	14
4710-01-287-9125	28	12	5935-01-292-0135	38	15
4820-01-287-9126	14	8	2815-01-292-6753	16	4
4820-01-287-9342	14	7	2815-01-292-6754	14	14
2815-01-287-9367	31	5	4730-01-297-9223	10	1
5310-01-288-0029	18	8	5315-01-304-5121	62	2
5310-01-288-0061	31	6	5310-01-308-8205	1	18
5310-01-288-0083	18	35		2	3
5310-01-288-0084	18	9		2	10
5310-01-288-0085	16	8		3	8
5306-01-288-0133	20	8		7	5
5360-01-288-0905	14	12		7	16
5340-01-288-0906	14	11		41	8
5310-01-288-0907	18	22	5930-01-311-1298	47	9
5330-01-288-1093	17	11	2815-01-314-9248	14	10
3120-01-288-1181	18	3	5930-01-316-6644	43	1
	18	34	5998-01-316-6652	47	27
3120-01-288-1182	18	3	5306-01-316-7588	4	3
	18	34	5325-01-316-7619	7	29
3120-01-288-1183	18	3		47	3
	18	34	5930-01-316-9462	47	17
5307-01-288-1263	18	17	5930-01-316-9463	47	15

## CROSS-REFERENCE INDEXES

		NATIONAL STOCK NUMBER INDEX			
STOCK NUMBER	FIG.	ITEM	STOCK NUMBER	FIG.	ITEM
5340-01-316-9618	3	11	6220-01-324-3622	54	5
5340-01-317-0365	36	6	4330-01-324-3623	27	19
4330-01-317-5387	27	12	6625-01-324-3625	70	2
4330-01-317-5390	27	14	5330-01-324-3682	27	18
4820-01-318-1843	60	5	5930-01-324-3684	42	6
2910-01-318-4196	27	4	5340-01-324-3698	24	5
2910-01-318-6290	25	5	6625-01-324-3699	47	7
5330-01-318-8182	24	3	3040-01-324-3700	31	15
5340-01-319-2000	31	9	2990-01-325-1784	36	1
6625-01-320-2548	47	8	5305-01-325-8387	65	15
5945-01-320-5352	44	8			
5330-01-320-5381	13	5			
6625-01-320-5453	47	6			
2990-01-320-5508	36	13			
5355-01-321-5354	49	16			
5930-01-322-0286	49	17			
5930-01-322-7054	42	2			
4140-01-322-7080	46	6			
6115-01-322-7391	51	1			
5905-01-323-0906	47	11			
5925-01-323-0907	47	14			
5930-01-323-0932	47	16			
6210-01-323-0933	50	5			
2920-01-323-0949	51	19			
2940-01-323-0951	24	1			
6695-01-323-0952	42	3			
6680-01-323-0956	27	17			
2590-01-323-0957	64	7			
4810-01-323-5176	20	5			
6115-01-323-5203	38	5			
5360-01-323-5212	31	11			
5360-01-323-5213	17	10			
4010-01-323-5447	31	8			
2910-01-323-6408	30	4			
5120-01-323-6431	70	8			
3040-01-323-7048	31	17			
2815-01-323-7355	14	1			
5961-01-323-9098	51	22			
3460-01-323-9123	70	10			
5180-01-323-9126	70	13			
6110-01-323-9162	38	16			
5110-01-323-9184	70	11			
2940-01-324-1242	24	6			
5310-01-324-3611	70	14			
2815-01-324-3612	8	1			
5935-01-324-3616	50	16			
4820-01-324-3617	27	16			
4720-01-324-3618	34	2			
5120-01-324-3619	70	7			
5140-01-324-3621	69	9			

## CROSS-REFERENCE INDEXES

CAGEC	PART NUMBER	PART NUMBER INDEX		FIG.	ITEM
			STOCK NUMBER		
51831	ACC-8008			53	
71400	AGX-5		5920-01-116-6631	47	
84256	ANS2-832		5340-00-455-1133	46	
88044	AN121759			59	6
88044	AN970-6		5310-00-167-0768	5	4
84256	APS-5-420-165			1	6
				1	15
				2	7
				2	14
				2	22
				3	17
				4	9
				6	23
				7	2
				27	27
				39	5
				46	8
08441	A17198-2			26	10
OBTN9	B-1716PS			51	2
74545	CWP-26H			50	17
10983	C42C54187EF		5930-01-322-0286	49	17
71590	DD403		5910-00-532-1225	27	
				46	
D8286	DIN912-MIOX30-8.8			51	
D8286	DIN933-M8X16-8.8			36	18
	-TZN				
D8286	DIN933-M8X40-8.8			44	6
	-TZN				
D8286	DIN933-M8X60-8.8			51	16
D8286	DIN933-M8X65-8.8			36	16
	-TZN				
4J564	DT301			53	3
9X737	FBE02500375			67	6
16632	FLX300140007204		4720-01-324-3618	34	2
15277	F50216B122-1		5975-00-878-3791	68	8
81349	F09A250V20A		5920-00-686-9514	50	11
94988	F602			58	2
63477	F603		5310-00-209-1761	58	3
7L639	F66851			58	5
7L639	F6720			58	4
63477	F673		4730-00-754-0152	58	1
75535	G-209-1/3			67	
75535	G-3315 7/16			67	
75535	G-335-1-4		4010-00-191-0091	67	
74545	GF-8200NF		5935-01-324-3616	50	16
81348	GP2A/LT235/85R16		2610-01-148-1635	60	3
	/E/LTAW				
75535	G209-5/16		4030-00-282-4885	68	1
75535	G320C-FC-S4055			68	12
66920	H23997			1	9

## CROSS-REFERENCE INDEXES

PART NUMBER INDEX				
CAGEC	PART NUMBER	STOCK NUMBER	FIG.	ITEM
81349	JAN1N1188R	5961-01-101-3967	47	24
81349	JAN1N1202A	5961-00-935-0138	45	11
81240	JT9118	5360-00-200-5990	57	3
84483	K150-FY-12		1	7
			2	18
			7	11
04034	LS-117780	5930-01-316-6644	43	1
04713	MDA2506	5961-01-141-8093	51	11
29666	MGLP-R6-4		2	2
			2	9
			3	2
			6	1
			6	14
			7	4
			7	15
			9	9
			45	13
			49	5
81368	MPB-0022		2	15
81381	MPB-0023		3	1
81381	MPB-0024		1	12
81381	MPB-0025		7	3
81381	MPB-0026		7	10
81381	MPB-0028		1	2
81381	MPB-0029		2	8
81381	MPB-0030		2	1
96906	MS127830-5C		36	10
96906	MS16228-6C	5310-00-241-6640	41	4
96906	MS17826-12	5310-00-047-2965	63	5
96906	MS17829-4C	5310-00-483-8792	4	1
96906	MS17830-3F		45	10
96906	MS17830-4C	5310-00-241-6604	33	4
			44	5
96906	MS21044C8	5310-00-982-4973	63	9
96906	MS21044N3	5310-00-877-5797	50	18
96906	MS21044N8	5310-00-877-5795	5	1
			9	1
96906	MS21045-8	5310-00-062-4954	55	1
96906	MS21083C3	5310-00-926-1835	50	1
96906	MS21122C8		26	18
96906	MS21919WCF-15	5340-00-087-0301	40	1
96906	MS24665-368	5315-00-236-8357	59	5
96906	MS24665-374	5315-00-241-7332	63	4
96906	MS25036-107	5940-00-113-8179	46	14
96906	MS25036-116	5940-00-114-1305	48	2
96906	MS25224-1	5930-00-615-6731	47	25
96906	MS27183-10	5310-00-809-4058	49	6
			49	12
			50	3
96906	MS27183-12	5310-00-081-4219	36	11
			65	3

## SECTION IV

TM 9-6115-654-24P

## CROSS-REFERENCE INDEXES

PART NUMBER INDEX				
CAGEC	PART NUMBER	STOCK NUMBER	FIG.	ITEM
96906	MS27183-14	5310-00-080-6004	7	36
			25	3
			36	9
			58	14
			59	10
			65	16
			66	5
			69	8
			63	2
96906	MS27183-22	5310-00-951-7209	47	20
96906	MS27183-41	5310-00-765-3197	1	18
96906	MS27183-48	5310-00-308-8205	2	3
			2	10
			3	8
			7	5
			7	16
			41	8
			46	3
			46	11
96906	MS35207-267	5305-00-993-1851	67	8
96906	MS35333-40	5310-00-550-1130	68	2
			51	23
			7	21
			66	11
			68	6
			5	3
			7	35
			25	2
			36	8
96906	MS35338-27	5310-00-543-5101	69	7
			51	10
			39	2
			41	9
96906	MS35338-42	5310-00-045-3299	46	2
			51	15
			9	4
			55	6
96906	MS35338-45	5310-00-407-9566	55	3
			49	3
			26	22
			25	10
96906	MS35338-48	5330-00-684-7851	25	9
			25	34
			7	1
			25	6
96906	MS35338-43	5310-00-721-7809	69	1
			42	8
			26	20
			26	12
96906	MS35340-43	5325-00-290-1960	27	11
96906	MS35489-27	5310-00-655-9544		
96906	MS35643-1	2910-00-911-0081		
96906	MS35645-2	5340-01-053-7130		
96906	MS35690-604	4730-00-118-8546		
96906	MS35823-6C	4730-00-679-9280		
96906	MS39230-1			
96906	MS51507A4			
96906	MS51520A4			



## CROSS-REFERENCE INDEXES

PART NUMBER INDEX				
CAGEC	PART NUMBER	STOCK NUMBER	FIG.	ITEM
96906	MS51520B6	4730-00-623-9137	3	15
96906	MS51532B6	4730-00-540-1525	3	14
96906	MS51846-1	4730-00-230-1996	42	7
96906	MS51957-31	5305-00-054-6655	6	22
			27	8
			49	18
96906	MS51958-63	5305-00-059-3659	3	4
			49	2
96906	MS51967-2	5310-00-761-6882	46	1
96906	MS51967-8		36	5
96906	MS51968-20	5310-00-763-8905	63	1
96906	MS51971-1	5310-00-903-5966	7	20
			49	26
96906	MS52149-1	6140-01-210-1964	37	4
			66	10
			68	5
96906	MS75020-1	5935-00-067-0032	53	7A
96906	MS90725-10	5305-00-068-0500	39	1
			46	5
96906	MS90725-3	5305-00-068-0500	1	1
			1	13
			4	4
			6	6
			7	32
			33	3
			33	8
			45	6
			51	6
96906	MS90725-32	5306-00-225-8497	45	3
			51	18
			66	2
96906	MS90725-34	5306-00-225-8499	36	12
			65	2
96906	MS90725-39	5306-00-225-8503	59	2
96906	MS90725-6	5305-00-068-0502	1	4
			7	1
			26	14
			27	3
			38	14
			45	9
			49	13
			51	3
			51	14
			53	2
			56	1
96906	MS90725-60	5305-00-269-3211	36	7
96906	MS90725-64	5305-01-325-8387	65	15
96906	MS90725-65		55	5
96906	MS90725-67	5305-00-269-3217	5	2
96906	MS90725-69	5305-00-269-3219	9	3
96906	MS90725-113	5305-00-725-4183	55	2
96906	MS90725-62	5305-00-068-0511	7	37
			59	9

## CROSS-REFERENCE INDEXES

PART NUMBER INDEX				
CAGEC	PART NUMBER	STOCK NUMBER	FIG.	ITEM
96906	MS90728-62	5305-00-068-0511	65	9
			66	4
96906	MS90728-9	5305-00-225-3842	41	7
81349	M19622-1-006	5975-00-296-4096	49	20
81349	M19622/20-0002	5330-00-788-8713	49	21
81349	M24243/1-B403	5320-00-904-4136	55	21
81349	M24243/1F404	5320-00-173-8625	1	17
80205	NAS1515HHL		6	18
73370	PH3512	2940-01-242-1405	20	1
91929	PWP23Q3	5930-01-316-9462	47	17
91929	PWP36Q3	5930-01-316-9463	47	15
18265	P10-5541		33	2
76700	Q-03677		24	9
76700	Q-32896		24	4
76700	Q-32897		24	8
76700	Q-33620		36	3
76700	Q-33965		13	4
76700	Q-54246		27	13
76700	Q-54331		27	20
76700	Q-56747	4820-01-324-3617	27	16
76700	Q-66971	5330-01-318-8182	24	3
76700	Q01366	5340-01-324-3698	24	5
76700	Q01444	5310-01-277-7334	24	2
76700	Q33714		1	5
76700	Q58515	5330-01-324-3682	27	18
76700	Q61960	6680-01-323-0956	27	17
59730	RB 25177	5940-01-139-0853	44	1
			50	8
18265	REX77-0050	5930-01-324-3684	42	6
03938	S-473F335977M4		36	19
4K766	SSA-156-20		47	28
97539	SS083AA08		51	9
10983	S1BG221	5355-01-321-5354	49	16
81240	TA554	5340-00-029-0022	57	2
22337	TR415	4820-01-318-1843	60	5
9X737	WC769R		67	7
81348	WL101-88T	6240-00-504-2523	49	33
76385	Z-2198		50	10
76385	Z-2264	5325-00-455-1250	26	25
76385	Z-3065	5325-01-078-5180	54	3
76385	Z-4173		26	23
53867	0001211225	2920-01-286-9387	41	10
62445	003-0422	4730-01-152-1147	70	6
62445	003-0714	4320-01-263-9680	70	4
62445	003-1022		70	5
62445	003-1034		70	12
62445	003-1230		70	3
62445	0030416	5310-01-324-3611	70	14
62445	0030417	5180-01-323-9126	70	13
62445	0030744	5120-01-323-6431	70	8
62445	0030748	5120-01-324-3619	70	7

## CROSS-REFERENCE INDEXES

CAGEC	PART NUMBER	PART NUMBER INDEX		FIG.	ITEM
		STOCK NUMBER			
62445	0031236	5110-01-323-9184		70	11
15460	007-119-01			63	7
15460	011-017-00			63	13
62445	0110 5518			35	2
62445	0110 7095			10	7
62445	0110 7283			11	2
				12	2
62445	0110 7724			12	4
62445	0110 7743			18	18
62445	0110 7746			19	3
62445	0110 9035			19	7
62445	0110 9122			17	13
62445	0111 0183			14	4
62445	0111 0195			14	3
62445	0111 0201			35	7
62445	0111 0548			21	3
62445	0111 0683			8	6
62445	0111 2201			32	1
62445	0111 2341			11	1
62445	0111 2813			10	6
62445	0111 2824			11	5
				13	1
				41	1
62445	0111 3136			12	7
62445	0111 5403			18	4
62445	0111 7283			17	8
62445	0111 7928			32	2
62445	0111 7987			19	8
62445	0111 8337			18	27
62445	0111 8963			20	10
62445	01112322			17	1
62445	0112 2389			31	1
62445	0112 2477			12	1
62445	0112 6697			18	23
62445	0112 6725			35	3
62445	0112 6726			8	4
62445	0112 8242			19	2
62445	0113 0533			10	8
62445	0113 1017			31	12
62445	0113 1027			18	21
62445	0113 1203			38	1
62445	0117 1449			10	4
62445	0117 2482			18	11
62445	0117 8905			32	4
62445	0121 1794			21	6
62445	0132 1097			30	10
62445	0132 1195			30	6
62445	0132 1197			30	8
62445	0132 1198			30	9
62445	0132 1199			30	11
62445	0132 1200			30	12

## CROSS-REFERENCE INDEXES

CAGEC	PART NUMBER	PART NUMBER INDEX		FIG.	ITEM
			STOCK NUMBER		
62445	0132 1201			30	13
62445	0132 1202			30	14t
15460	018-019-01			63	6
15460	018-019-02			63	8
50184	019614			46	7
75535	02-76150X62			67	4
75535	02-76258			68	11
92867	02182703			59	8
62445	0419 1227			38	6
62445	0419 1228			38	7
62445	0419-1226	6115-01-323-5203		38	5
15460	071-068-00			66	8
05333	080001			65	18
53867	1 007 010 003	2920-01-289-1422		41	11
14936	1N4004GP			45	15
15460	10-1	5330-01-035-9418		62	8
80204	10-32UNFX3/4			50	2
89346	100202HA	2530-00-621-6330		57	10
53867	1007010004	5330-01-289-3239		41	14
27182	102-S	5340-01-316-9618		3	11
13548	10205R	6220-01-183-4557		54	4
13548	10205Y	6220-01-182-3380		54	1
33116	105789	2530-01-155-3905		60	4
93702	10614			55	9
13548	10700	5325-01-265-3678		54	2
62445	110 0693	5310-01-288-0907		18	22
62445	110 7283	5310-01-238-8409		41	2
62445	110-3316	5306-01-239-3241		23	6
62445	110-7283	5310-01-237-2776		17	2
				18	13
				20	9
				23	3
62445	110-7548	5310-01-237-2051		21	4
62445	1101342	5330-01-287-8731		35	9
62445	1102904	5307-01-287-0311		18	38
62445	1105505	5305-01-287-7329		41	12
62445	1105537	5305-01-287-0258		8	3
62445	1107095	5310-01-250-3733		31	2
62445	1107117	5310-01-287-6555		38	4
62445	1107283	5310-01-238-8409		38	10
62445	1107816	5365-01-287-0266		16	2
62445	111 0175	5307-01-287-0318		18	14
62445	111 0183	5307-01-164-5516		41	3
62445	111 5403	5315-01-287-6522		18	32
62445	111 8029	5315-01-288-6740		18	20
62445	111-2824	5310-01-235-1857		18	12
62445	111-8647	5330-01-247-8512		31	16
62445	111-8688	5310-01-238-8389		20	11
62445	1110145	5307-01-288-1263		18	17
62445	1111145	5306-01-288-0133		20	8
62445	1112322	5306-01-013-2928		38	9

## CROSS-REFERENCE INDEXES

CAGEC	PART NUMBER	PART NUMBER INDEX		FIG.	ITEM
			STOCK NUMBER		
62445	1112350		5306-01-288-6566	17	7
62445	1112813		5310-01-196-3870	18	15
62445	1112895		5310-01-287-6516	38	3
62445	1118322		5315-01-287-0209	23	11
62445	1118659		5310-01-250-3730	17	6
				22	2
62445	112 5925			17	15
62445	1127085		5310-01-288-0029	18	8
62445	112-2477		5310-01-193-9303	18	28
				23	2
				30	1
62445	112-6726		5310-01-239-2390	18	16
62445	1130500		5306-01-287-0159	22	1
62445	1130506		5315-01-287-0747	23	12
26006	1160			55	23
19207	11686262-1		5340-01-069-6705	57	12
19207	11686262-2		3040-00-872-8567	57	12
62445	117-9016		4730-01-289-1384	35	8
13445	12092		5935-00-067-0032	53	5A
28520	1210		5975-00-246-4906	53	10
62445	1216121		5310-01-288-0085	16	8
62445	1216293		5330-01-278-6913	21	7
62445	123340		3460-01-323-9123	70	10
15526	127B6MM			34	4
81381	12870736			58	9
81381	12870746			50	9
81381	12870751			50	13
81381	12870763			64	3
81381	12870791			66	6
81381	12870902			60	2
81381	12870956			65	13
81381	12870969			65	13
81381	12870970			65	14
81381	12870971			65	14
81381	12870995			21	1
81381	12871027			67	1
81381	12871046			53	5
81381	12871107		5330-01-320-5381	13	5
81381	12871115			49	14
81381	12871173			55	22
81381	12871400			58	10
81381	12871468			64	2
81381	12871481			54	7
81381	12871482			54	12
81381	12871514			54	9
81381	12871517			54	8
81381	12871518			54	13
81381	12871519			55	10
81381	12871520			67	12
81381	12871521			53	8
81381	12871522			53	9
81381	12871653			58	13

## CROSS-REFERENCE INDEXES

CAGEC	PART NUMBER	PART NUMBER INDEX		FIG.	ITEM
			STOCK NUMBER		
81381	12871700			56	3
81381	12872635		5930-01-322-7054	42	2
81381	12872872			50	21
81381	12872898			50	25
81381	12872977			39	3
81381	12873087			39	4
81381	12873148			50	22
81381	12873857			36	4
81381	12874447			46	4
81381	12874564			26	6
81381	12880039			25	16
81381	12880116			36	20
81381	12880160			9	10
81381	12880854			27	6
81381	12881663		2990-01-320-5508	36	13
81381	12881671			47	31
81381	12883388			27	28
81381	12883445			27	25
81381	12883473			9	8
81381	12883586		2990-01-325-1784	36	1
81381	12884020			7	38
81381	12884021			7	33
81381	12884119			66	14
81381	12884122			55	8
81381	12884125			55	7
81381	12884148			64	5
81381	12884166			66	9
81381	12884170			63	10
81381	12884360			61	1
81381	12884376			63	11
81381	12884392			65	4
81381	12884448			27	10
81381	12884462			50	20
81381	12884489			28	4
81381	12884490			28	1
81381	12884514		5945-01-320-5352	44	8
81381	12884613			47	12
81381	12884802			49	27
81381	12884851			41	6
81381	12884903			7	22
				49	29
81381	12884987			7	41
81381	12885028			38	17
81381	12885263			58	8
81381	12885264-1			65	11
81381	12885264-2			65	11
81381	12885280-2			25	12
81381	12885281			25	7
81381	1288545'0			37	3
81381	12885451			37	2
81381	12885453			67	15

## SECTION IV

TM9-6115-654-24P

## CROSS-REFERENCE INDEXES

CAGEC	PART NUMBER	PART NUMBER INDEX		FIG.	ITEM
		STOCK NUMBER			
81381	12885644			55	14
81381	12885667	2815-01-324-3612		8	1
81381	12885738			41	5
81381	12885775			67	11
81381	12885818			7	42
81381	12885819			59	12
81381	12890024			28	7
81381	12890035			36	15
81381	12890041			9	5
81381	12890042			9	11
81381	12890115			27	22
81381	12890138			55	4
81381	12890139			64	8
81381	12890260			52	6
81381	12890261			52	5
81381	12890262			52	3
81381	12890263			52	4
81381	12890264			65	5
81381	12890274			36	14
81381	12890288			13	6
81381	12890811			70	1
81381	12892294	6115-01-322-7391		51	1
81381	12892296			51	13
81381	12892298			51	7
81381	12892347			26	16
81381	12893156	5340-01-317-0365		36	6
81381	12893448			27	1
81381	12893574			64	6
81381	12901012			2	23
81831	12901838			49	4
62445	1309857	5977-01-288-6754		41	16
62445	1309860	5977-01-288-6760		41	15
97403	13211E6848	5340-00-359-5269		51	20
97403	13226E7741	5120-01-013-1676		68	13
60038	14125A	3110-00-142-4355		62	5
60038	14276	3110-00-100-0516		62	6
28520	1497			53	11
01276	15.063-6-4S			28	2
57137	150-1/8IN.-B-2 A			6	16
	L				
36719	150800	5120-01-167-5726		70	9
01276	1525-10	4720-00-241-4435		10	2
92867	15552700			59	13
OBTN9	16-SN			51	4
92867	16552802			59	7
96906	17830-6C			65	6
76445	18680			63	3
92966	1893	6240-00-763-3450		50	6
15460	19-2	5315-01-304-5121		62	2
02697	2-107 N674-70	5330-01-153-1240		50	4
00779	2-520103-2	5940-01-126-3973		42	4

## CROSS-REFERENCE INDEXES

CAGEC	PART NUMBER	PART NUMBER INDEX		FIG.	ITEM
			STOCK NUMBER		
00779	2-520103-2		5940-01-126-3973	43	2
62445	2002 0011		4820-01-287-9342	14	7
62445	2002 0173		4820-01-287-9126	14	8
62445	2002 0233			28	5
62445	2002 1044		2815-01-286-9373	16	3
62445	2002 1268		2815-01-287-3232	16	6
62445	2002 1324			8	2
62445	2002 1330			21	5
62445	2002 1351		2815-01-287-4595	16	1
62445	2002 1352		2815-01-287-4596	16	1
62445	2002 1356		2815-01-292-6753	16	4
62445	2002 1357		2815-01-287-4501	16	4
62445	2002 1358		2815-01-287-7820	16	4
62445	2002 1528			10	9
62445	2002 1554			10	10
62445	2002 1568			18	30
62445	2002 1590			10	11
62445	2002 1607			38	2
62445	2002 1649			30	7
62445	2002 1653			18	1
62445	2002 1679			19	6
62445	2002 1685			17	9
62445	2002 1737			11	3
62445	2002 1766			19	4
62445	2002 1842			12	9
62445	2002 1856			31	14
62445	2002 1857			31	13
62445	2002 1860			12	6
62445	2002 1862			32	5
62445	2002 1864			32	3
62445	2002 1866			19	5
62445	2002 1868			14	13
62445	2002-1644		2910-01-323-6408	30	4
62445	20020038		5365-01-286-7910	15	2
62445	20020104		5310-01-288-7826	30	15
62445	20020129		2815-01-287-4594	16	1
62445	20020129-1			16	5
62445	20020311		5340-01-287-8579	14	16
				30	3
62445	20021229		4710-01-287-9125	28	12
62445	20021264		2815-01-287-4593	15	1
62445	20021268-1			16	9
62445	20021273		2815-01-323-7355	14	1
62445	20021320		5340-01-319-2000	31	9
62445	20021322		4010-01-323-5447	31	8 -
62445	20021330-1			21	9
62445	20021489			31	10
62445	20021553			30	2
62445	20021606			38	11
62445	20021612			29	1
62445	20021653-1			18	7



## CROSS-REFERENCE INDEXES

CAGEC	PART NUMBER	PART NUMBER INDEX		FIG.	ITEM
			STOCK NUMBER		
62445	20021686		3040-01-323-7048	31	17
62445	20021809		5360-01-323-5212	31	11
62445	20021858		3040-01-324-3700	31	15
01276	2003-4-4B		4730-00-277-9177	27	2
62445	20031273-1			14	9
62445	2005 1066		5330-01-288-4537	13	10
62445	20051077		5330-01-288-5103	35	5
62445	2007 3221		5330-01-286-7795	18	5
62445	2007 3333			21	2
62445	2007 3334			21	8
62445	20070003		5310-01-288-0061	31	6
62445	20073236		5330-01-287-6642	12	10
62445	2008 0437		5360-01-287-8646	18	40
62445	20080419		5360-01-323-5213	17	10
62445	2012 5009			23	7
62445	2012 5012			8	7
62445	20149372		2815-01-288-5300	18	37
62445	2016 7103			41	13
62445	2019 5085		5340-01-288-0906	14	11
62445	20202040		3120-01-288-1181	18	3
				18	34
62445	20202041		3120-01-288-1182	18	3
				18	34
62445	20202042		3120-01-288-1183	18	3
				18	34
62445	2021 3084		2815-01-288-3696	14	5
01276	2021-2-4S			27	23
62445	2022 3071		5360-01-288-0905	14	12
62445	20222424		5306-01-288-5691	30	5
62445	2024 3116		2815-01-287-9109	14	15
62445	2024 3117		2815-01-292-6754	14	14
62445	2024 4196		2815-01-289-9397	12	14
62445	2024 4198			12	8
01276	203102-4-4S		4933-01-214-6263	28	11
62445	2032 1176		5310-01-288-0083	18	35
62445	20321039		3120-01-288-2083	17	12
62445	2033 1117			19	1
62445	2039 4179			17	14
62445	20399040		2815-01-287-9367	31	5
62445	2051 9053			23	13
62445	2052 9067		3120-01-287-8711	16	10
62445	2052 9068		3120-01-287-0295	16	10
62445	2052 9069		3120-01-287-0296	16	10
62445	2053 1027		5306-01-287-0160	16	7
62445	20549589		2510-01-287-3188	8	5
62445	2055 4177		5365-01-288-6977	14	6
62445	2055 8119		5305-01-287-8741	23	5
62445	2057 6150		2815-01-286-9423	20	12
62445	20597539		3120-01-289-9257	38	8
62445	2060 7027		3020-01-287-0826	23	4
62445	20606044		3020-01-287-6840	18	19

## CROSS-REFERENCE INDEXES

CAGEC	PART NUMBER	PART NUMBER INDEX		FIG.	ITEM
			STOCK NUMBER		
62445	20607026		3020-01-287-4447	23	9
62445	2062 0144		5310-01-287-6556	12	5
62445	2062 6152		5330-01-288-2119	31	4
62445	20626135		5330-01-288-5107	29	2
62445	20626167		5330-01-288-5102	38	12
62445	20626168		5330-01-287-8659	17	4
62445	20626180		5330-01-287-7558	12	13
62445	20626182		5330-01-286-7811	20	13
62445	20626183		5330-01-288-1093	17	11
62445	20626188		5330-01-286-7810	18	33
62445	20626212		5330-01-287-8658	11	7
62445	20626213		5330-01-287-8657	11	4
62445	2064 1064		5310-01-287-0847	18	29
62445	20641113		5310-01-288-0084	18	9
62445	2069 4060			10	5
4K766	207-180201-01-01 08			7	30
62445	2071 8116		3040-01-287-4450	23	10
62445	2079 7136			11	6
26151	208-0034			13	3
				36	2
26151	208-0094			24	7
62445	2080 3027		5315-01-287-0158	18	41
62445	2081 0274			31	
62445	2081 0305		2910-01-288-3691	17	3 t
62445	2081 0351			12	12
62445	2081 0393		2815-01-287-3162	18	6
62445	20813125		5935-01-292-0135	38	15
62445	20897033		4710-01-289-3380	12	11
62445	2095 4095		5307-01-287-3535	14	2
62445	20955086		5307-01-287-0310	18	10
62445	2096 1002		5306-01-288-5682	17	5
62445	2096 1003		5305-01-286-7836	18	39
62445	2099 5026		5310-01-287-0853	18	2
62445	2099 9010			31	7
62445	20995026		5310-01-287-0853	18	36
15460	21-39			62	1
568D8	21FAF518			65	1
62445	21175009		5365-01-288-5744	29	3
62445	21175011		5365-01-288-1473	29	4
62445	21175013		5365-01-288-6621	29	5
62445	2155 3159			35	4
62445	2165 2344			8	8
62445	2170 0028		5365-01-287-6572	20	2
62445	2173 9009		2815-01-314-9248	14	10
62445	2179 0016		3020-01-288-3601	18	25
76700	21869-N			33	11
03670	21876		4210-01-087-4989	69	1
8L740	224100			25	6
71938	24-82900			68	4
71938	24-83000			66	3

## CROSS-REFERENCE INDEXES

CAGEC	PART NUMBER	PART NUMBER INDEX		FIG.	ITEM
			STOCK NUMBER		
13445	24059		5945-00-853-6024	45	7
8L740	241000			25	8
02768	242-180602-91-01			47	5
	01				
62445	2461S	6625-01-324-3625		70	2
MS907	25-6			44	4
62445	2509 7540			35	6
60038	25520	3110-00-100-0544		62	10
60038	25580	3110-00-100-3541		62	9
77969	26	5325-00-373-1323		26	24
62676	274-415			47	10
71400	2807	5920-00-290-1844		50	14
81860	28120-1			9	7
28520	2873			26	17
02329	2877-3A			49	25
62445	2902 5099	2815-01-286-9424		23	1
62445	2903 2264	2815-01-287z3163		23	8
62445	2903 2265	4710-01-287-3244		22	3
62445	2945 0022			35	1
62445	2949 1059	2815-01-288-3982		18	24
62445	29491059-1			18	26
62445	29493107	5330-01-288-5101		38	13
62445	29493127	5330-01-286-7794		18	31
62445	2963 7002			12	3
00779	3-350820-2	5940-01-082-3321		44	2
				50	7
14894	301055	2530-01-124-5454		57	16
58854	30122-0	6210-00-941-5863		47	29
14892	302143			57	8
81692	3025S13	6695-01-323-0952		42	3
02929	31N2519			42	5
82465	31WLFS1024L1/2			6	12
82465	31WLFS1032X1/2	5306-01-254-6357		7	25
				50	19
82465	31WLFS632X1/2			7	28
82465	31WLF1024	5310-01-287-5743		6	11
82465	31WLF1032	5310-01-254-2573		7	24
				68	1
82465	31WLF1420	5310-00-160-1606		6	5
				45	8
				49	11
				52	1
				53	1
				58	6
82465	31WLF3816	5310-00-355-5645		25	13
				58	12
				59	3
				64	1
				65	12
				66	7
82465	31WLF51618	5310-00-166-8341		45	2

## CROSS-REFERENCE INDEXES

CAGEC	PART NUMBER	PART NUMBER INDEX		FIG.	ITEM
			STOCK NUMBER		
82465	31WLF51618		5310-00-166-8341	59	1
				66	1
82465	31WLF632		5310-00-184-1107	7	27
79470	3151X4		4730-00-188-3513	13	7
82465	32WLF-1420		5310-01-090-2453	7	9
				26	13
				27	24
				33	9
				69	3
82465	32WLFS1420-1		5306-01-194-2589	69	4
79470	3200X4		4730-00-301-7470	26	9
14892	3202052		5305-01-282-6414	57	5
14892	3202053		2530-01-050-9193	57	7
14892	3202064			57	18
14892	3202065			57	18
14892	32594		2530-00-874-2923	57	17
79470	3300X2		4730-00-287-1614	27	21
15912	3303			53	4
15912	3304			53	6
52457	3360-0406			49	34
52457	3360-0608			54	10
				55	12
				67	10
14892	33786		5360-00-384-0004	57	1t
79470	3400X4		4730-01-240-6108	26	4
81381	37TB-2			27	9
81349	38TB3		5940-00-983-6114	46	10
71744	386		6240-00-941-2683	47	33
23040	39T2004A			57	4
81343	4-4140137B		4730-01-251-8377	26	11
72850	40161		2910-01-318-4196	27	4
13548	40215R		6220-01-324-3622	54	5
6N299	4044210-5		3110-00-107-7563	51	21
77977	40700			54	6
06402	41-2-P10-LN2-10A		5925-01-323-0907	47	14
14892	411999			57	9
14892	41647		5310-00-874-2922	57	11
62445	419-1231		6110-01-323-9162	38	16
99411	454967		2590-01-323-0957	64	7
99411	455113			64	4
99411	456400			64	9
14892	47865		2530-00-585-6079	57	13
72850	479808		2910-00-248-4355	27	5
14892	48006			57	14
15460	5-57		5310-01-193-9081	62	4
84483	500-069			1	8
				2	16
				7	12
84483	500-074			2	17
78189	511-061800-00		5310-00-063-7360	6	20
				47	2

## CROSS-REFERENCE INDEXES

CAGEC	PART NUMBER	PART NUMBER INDEX		FIG.	ITEM
			STOCK NUMBER		
78189	511-081800-00		5310-00-052-3632	6	2
				47	19
78189	511-101800-50			3	6
33955	52435-001		6645-01-048-3014	47	13
94222	57-99-312-10		5325-01-316-7619	7	29
				47	3
OCAO1	5796-523			49	32
72741	590-020		4730-01-217-4555	4	6
89346	59397H		5315-00-627-2540	57	6
15460	6-1		5310-01-197-1476	62	3
70318	6-32UNCX3/8			47	21
70318	6-32UNC3AX1/2			47	4
15460	6-80		5310-01-277-4855	60	1
56289	602D			45	5
81834	61081		6210-01-323-0933	50	5
00779	61765-2		5940-00-276-0678	44	3
14892	617855		2530-00-161-7576	57	15
14892	617856		2530-00-161-7575	57	15
00779	63038-1			49	31
82227	6601-005-005-001			42	1
	6				
79470	6700		4820-00-060-6182	26	3
81646	68104			34	1
81646	6812		4730-01-297-9223	10	1
81646	6836			13	8
				33	1
30554	69-692-1		5940-01-009-4763	49	24
30554	69-692-3		5940-00-021-3321	7	23
				49	28
				66	13
				68	7
79470	695		4820-00-595-3191	26	8
12361	7-872-000576		5930-01-268-7729	47	18
12361	7-872-000592		5930-01-311-1298	47	9
76700	70650-A		2940-01-324-1242	24	6
38636	713211		2920-01-323-0949	51	19
15460	72-14			63	12
81381	728197			37	1
76700	75538-N		2940-01-323-0951	24	1
13440	759CCA-1/2IN			3	18
13440	759CCA-1/2IN.			7	43
15526	7603CU-A12X16MM			28	3
15526	7603CU-A16X22MM			20	6
15526	7603CU-A6X10MM			28	6
81381	76529			46	9
79470	7828		4730-01-167-0830	58	11
15460	8-219-4			62	7
72635	8-29000			68	3
70318	8-32UNC-2AX1/2LG		5305-01-132-5275	47	23
70318	8-32UNC-24X1/2LG			6	3
92867	8000131			59	11

## CROSS-REFERENCE INDEXES

PART NUMBER INDEX				
CAGEC	PART NUMBER	STOCK NUMBER	FIG.	ITEM
53498	802-943U-PBLS		56	2
92867	81000108	5340-01-070-4475	59	4
OBTN9	813173-5		51	8
OBTN9	814977		51	17 -
OBTN9	814991		51	5
7J984	814992	5961-01-323-9098	51	22
81381	83042		50	15
81381	83049	310-01-254-2572	49	15
			50	12
94222	85-16-880-16		6	17
94222	85-35-295-15	5325-00-282-7471	6	21
8L740	850024		25	11
76700	85242-P	4330-01-317-5390	27	14
81640	8530K311	5930-01-323-0932	47	16
76700	85408-A	4330-01-324-3623	27	19
81381	85645		26	5
61649	896697		69	5
61649	899150		69	2
01276	900729-13	5340-00-087-0300	45	4
01276	900729-2	5340-00-689-3828	4	8
			26	15
			28	9
01276	900729-3	5340-00-985-6690	52	2
			58	7
8L740	906059	2910-01-318-6290	25	57
8L740	906060		25	4
81381	90938		28	8
81381	90943		7	44
			53	12
			68	9
81381	90947		13	2
			36	17
81381	90955	6625-01-320-5453	47	6
81381	90956	6625-01-320-2548	47	8
81381	90957	6625-01-324-3699	47	7
81381	90959	5905-01-323-0906	47	11
81381	90975		55	24
81381	90976		55	25
81381	90977		54	11
81381	90978		55	13
			67	14
81381	90990		26	7
81381	91063		9	2
81381	91068		28	10
81381	91069		7	39
81381	91075		26	19'
81381	91082		34	5
81381	91090		47	1
81381	91091		7	40
81381	91094		3	3
81381	91095		6	24

## CROSS-REFERENCE INDEXES

CAGEC	PART NUMBER	PART NUMBER INDEX		FIG.	ITEM
		STOCK NUMBER			
81381	91096			2	6
81381	91097			1	3
81381	91098			1	16
81381	91099			2	20
81381	91100			1	10
81381	91102			3	16
81381	91103			3	13
81381	91105			1	11
81381	91106			1	19
81381	91107			2	4
				2	11
81381	91108			2	19
81381	91109			2	21
81381	91111			3	10
81381	91150			3	12
81381	91158		5140-01-324-3621	69	9
81381	91216			49	1
81381	91226			2	13
76700	91506-P		4330-01-317-5387	27	12
81381	91574			7	14
81381	91575			7	13
81381	91576			7	7
81381	91577			7	8
81381	91637			40	2
81381	91649			6	9
81381	91650			6	4
81381	91651			1	14
81381	91657			26	21
81381	91660			50	23
81381	91661			49	35
81381	91663			13	9
76700	91669-A			27	15
15526	933M6X1MMX16MM			34	3
72619	95-0973		6210-00-913-6461	47	30
19738	9505-06		5340-00-455-1121	27	26
81381	96401			47	26
81381	96407			47	32
81381	96494			45	12
				47	22
13548	98007Y		9905-01-070-0471	67	9
81381	99089			50	24
81381	99090			55	17
81381	99094		4810-01-323-5176	20	5
81381	99095			20	3
81381	99096			20	7
81381	99104			20	4
81381	99107			9	6
81381	99254			6	8
06540	99287			1	20
				2	5
				2	12

## CROSS-REFERENCE INDEXES

CAGEC	PART NUMBER	PART NUMBER INDEX		FIG.	ITEM
			STOCK NUMBER		
06540	99287			7	6
06540	99288			3	9
				7	17
81381	99307	5998-01-316-6652		47	27
81381	99311			3	7
81381	99312			3	5
81381	99369			45	14
81381	99408			4	5
81381	99409			4	2
81381	99410	5306-01-316-7588		4	3
81381	99448			49	30
81381	99456			65	7
81381	99511			49	19
81381	99541			25	14
81381	99542			25	15
81381	99580			6	13
81381	99581			49	36
81381	99589			6	15
81381	99594			6	19
81381	99599			49	8
81381	99600			49	10
81381	99607			45	1
81381	99608			49	9
81381	99629			25	17 R
81381	99640			48	1
81381	99640-3			48	3
81381	99644			55	20
81381	99676			66	12
81381	99682			48	4
81381	99695			55	16
81381	99696			55	19
81381	99697			55	18
81381	99698			55	15
81381	99706			10	3
27434	99708			49	22
27434	99709			49	23
81381	99730			55	11
				67	13
81381	99745			4	7
81381	99772			26	1
81381	99773			26	2
81361	99832			44	7
81381	99924			7	18
13440	99925			33	5
13440	99927			33	10
81381	99935			7	31
81381	99936			7	26
81381	99962			33	7
81381	99963			33	6
81381	99978			7	19
81381	99982			49	7



## SECTION IV

TM9-6115-654-24P

## CROSS-REFERENCE INDEXES

CAGEC	PART NUMBER	PART NUMBER INDEX	FIG.	ITEM
		STOCK NUMBER		
81381	99984		6	7
81381	99989		65	8
81381	99990		65	10
81381	99994		65	17
81381	99997		6	10
81381	99998	4140-01-322-7080	46	6

## CROSS-REFERENCE INDEXES

FIG.	ITEM	FIGURE AND ITEM NUMBER INDEX STOCK NUMBER	CAGEC	PART NUMBER
BULK	1	5340-01-053-7130	96906	MS35823-6C
1	1	5305-00-068-0500	96906	MS90725-3
1	2		81381	MPB-0028
1	3		81381	91097
1	4	5305-00-068-0502	96906	MS90725-6
1	5		76700	Q33714
1	6		84256	APS-5-420-165
1	7		84483	K150-FY-12
1	8		84483	500-069
1	9		66920	H23997
1	10		81381	91100
1	11		81381	91105
1	12		81381	MPB-0024
1	13	5305-00-068-0500	96906	MS90725-3
1	14		81381	91651
1	15		84256	APS-5-420-165
1	16		81381	91098
1	17	5320-00-173-8625	81349	M24243/1F404
1	18	5310-01-308-8205	96906	MS27183-48
1	19			81381 91106
1	20		06540	99287
2	1		81381	MPB-0030
2	2		29666	MGLP-R6-4
2	3	5310-01-308-8205	96906	MS27183-48
2	4		81381	91107
2	5		06540	99287
2	6		81381	91096
2	7		84256	APS-5-420-165
2	8		81381	MPB-0029
2	9		29666	MGLP-R6-4
2	10	5310-01-308-8205	96906	MS27183-48
2	11		81381	91107
2	12		06540	99287
2	13		81381	91226
2	14		84256	APS-5-420-165
2	15		81368	MPB-0022
2	16		84483	500-069
2	17		84483	500-074
2	18		84483	K150-FY-12
2	19		81381	91108
2	20		81381	91099
2	21		81381	91109
2	22		84256	APS-5-420-165
2	23		81381	12901012
3	1		81381	MPB-0023
3	2		29666	MGLP-R6-4
3	3		81381	91094
3	4	5305-00-059-3659	96906	MS51958-63
3	5		81381	99312
3	6		78189	511-101800-50
3	7		81381	99311

## CROSS-REFERENCE INDEXES

FIG.	ITEM	FIGURE AND ITEM NUMBER INDEX STOCK NUMBER	CAGEC	PART NUMBER
3	8	5310-01-308-8205	96906	MS27183-48
3	9		06540	99288
3	10		81381	91111
3	11	15340-01-316-9618	27182	102-S
3	12		81381	91150
3	13		81381	91103
3	14	4730-00-540-1525	96906	MS51532B6
3	15	4730-00-623-9137	96906	MS51520B6
3	16		81381	91102
3	17		84256	APS-5-420-165
3	18		13440	759CCA-1/2IN
4	1	5310-00-483-8792	96906	MS17829-4C
4	2		81381	99409
4	3	5306-01-316-7588	81381	99410
4	4	5305-00-068-0500	96906	MS90725-3
4	5		81381	99408
4	6	4730-01-217-4555	72741	590-020
4	7		81381	99745
4	8	5340-00-689-3828	01276	900729-2
4	9		84256	APS-5-420-165
5	1	5310-00-877-5795	96906	MS21044N8
5	2	5305-00-269-3217	96906	MS90725-67
5	3	5310-00-543-5101	96906	MS35338-27
5	4	5310-00-167-0768	88044	AN970-6
6	1		29666	MGLP-R6-4
6	2	5310-00-052-3632	78189	511-081800-00
6	3		70318	8-32UNC-24X1/2LG
6	4		81381	91650
6	5	5310-00-160-1606	82465	31WLF1420
6	6	5305-00-068-0500	96906	MS90725-3
6	7		81381	99984
6	8		81381	99254
6	9		81381	91649
6	10		81381	99997
6	11	5310-01-287-5743	82465	31WLF1024
6	12		82465	31WLFS1024L1/2
6	13		81381	99580
6	14		29666	MGLP-R6-4
6	15		81381	99589
6	16		57137	150-1/8IN.-B-2 A L
6	17		94222	85-16-880-16
6	18		80205	NAS1515HHL
6	19		81381	99594
6	20	5310-00-063-7360	78189	511-061800-00
6	21	5325-00-282-7471	94222	85-35-295-15
6	22	5305-00-054-6655	96906	MS51957-31
6	23		84256	APS-5-420-165
6	24		81381	91095
7	1	5305-00-068-0502	96906	MS90725-6
7	2		84256	APS-5-420-165

## CROSS-REFERENCE INDEXES

FIG.	ITEM	FIGURE AND ITEM NUMBER INDEX STOCK NUMBER	CAGEC	PART NUMBER
7	3		81381	MPB-0025
7	4		29666	MGLP-R6-4
7	5	5310-01-308-8205	96906	MS27183-48
7	6		06540	99287
7	7		81381	91576
7	8		81381	91577
7	9	5310-01-090-2453	82465	32WLF-1420
7	10		81381	MPB-0026
7	11		84483	K150-FY-12
7	12		84483	500-069
7	13		81381	91575
7	14		81381	91574
7	15		29666	MGLP-R6-4
7	16	5310-01-308-8205	96906	MS27183-48
7	17		06540	99288
7	18		81381	99924
7	19		81381	99978
7	20	5310-00-903-5966	96906	MS51971-1
7	21	5310-00-527-3634	96906	MS35335-61
7	22		81381	12884903
7	23	5940-00-021-3321	30554	69-692-3
7	24	5310-01-254-2573	82465	31WLF1032
7	25	5306-01-254-6357	82465	31WLFS1032X1/2
7	26		81381	99936
7	27	5310-00-184-1107	82465	31WLF632
7	28		82465	31WLFS632X1/2
7	29	5325-01-316-7619	94222	57-99-312-10
7	30		4K766	207-180201-01-01 08
7	31		81381	99935
7	32	5305-00-068-0500	96906	MS90725-3
7	33		81381	12884021
7	34	5310-00-655-9544	96906	MS35690-604
7	35	5310-00-543-5101	96906	MS35338-27
7	36	5310-00-080-6004	96906	MS27183-14
7	37	5305-00-068-0511	96906	MS90728-62
7	38		81381	12884020
7	39		81381	91069
7	40		81381	91091
7	41		81381	12884987
7	42		81381	12885818
7	43		13440	759CCA-1/2IN.
7	44		81381	90943
8	1	2815-01-324-3612	81381	12885667
8	2		62445	2002 1324
8	3	5305-01-287-0258	62445	1105537
8	4		62445	0112 6726
8	5	2510-01-287-3188	62445	20549589
8	6		62445	0111 0683
8	7		62445	2012 5012
8	8		62445	2165 2344

## CROSS-REFERENCE INDEXES

FIG.	ITEM	FIGURE AND ITEM NUMBER INDEX STOCK NUMBER	CAGEC	PART NUMBER
9	1	5310-00-877-5795	96906	MS21044N8
9	2		81381	91063
9	3	5305-00-269-3219	96906	MS90725-69
9	4		96906	MS35338-46
9	5		81381	12890041
9	6		81381	99107
9	7		81860	28120-1
9	8		81381	12883473
9	9		29666	MGLP-R6-4
9	10		81381	12880160
9	11		81381	12890042
10	1	4730-01-297-9223	81646	6812
10	2	4720-00-241-4435	01276	1525-10
10	3		81381	99706
10	4		62445	0117 1449
10	5		62445	2069 4060
10	6		62445	0111 2813
10	7		62445	0110 7095
10	8		62445	0113 0533
10	9		62445	2002 1528
10	10		62445	2002 1554
10	11		62445	2002 1590
11	1		62445	0111 2341
11	2		62445	0110 7283
11	3		62445	2002 1737
11	4	5330-01-287-8657	62445	20626213
11	5		62445	0111 2824
11	6		62445	2079 7136
11	7	5330-01-287-8658	62445	20626212
12	1		62445	0112 2477
12	2		62445	0110 7283
12	3		62445	2963 7002
12	4		62445	0110 7724
12	5	5310-01-287-6556	62445	2062 0144
12	6		62445	2002 1860
12	7		62445	0111 3136
12	8		62445	2024 4198
12	9		62445	2002 1842
12	10	5330-01-287-6642	62445	20073236
12	11	4710-01-289-3380	62445	20897033
12	12		62445	2081 0351
12	13	5330-01-287-7558	62445	20626180
12	14	2815-01-289-9397	62445	2024 4196
13	1		62445	0111 2824
13	2		81381	90947
13	3		26151	208-0034
13	4		76700	Q-33965
13	5	5330-01-320-5381	81381	12871107
13	6		81381	12890288
13	7	4730-00-188-3513	79470	3151X4
13	8		81646	6836

## CROSS-REFERENCE INDEXES

FIG.	ITEM	FIGURE AND ITEM NUMBER INDEX STOCK NUMBER	CAGEC	PART NUMBER
13	9		81381	91663
13	10	5330-01-288-4537	62445	2005 1066
14	1	2815-01-323-7355	62445	20021273
14	2	5307-01-287-3535	62445	2095 4095
14	3		62445	0111 0195
14	4		62445	0111 0183
14	5	2815-01-288-3696	62445	2021 3084
14	6	5365-01-288-6977	62445	2055 4177
14	7	4820-01-287-9342	62445	2002 0011
14	8	4820-01-287-9126	62445	2002 0173
14	9		62445	20031273-1
14	10	2815-01-314-9248	62445	2173 9009
14	11	5340-01-288-0906	62445	2019 5085
14	12	5360-01-288-0905	62445	2022 3071
14	13		62445	2002 1868
14	14	2815-01-292-6754	62445	2024 3117
14	15	2815-01-287-9109	62445	2024 3116
14	16	5340-01-287-8579	62445	20020311
15	1	2815-01-287-4593	62445	20021264
15	2	5365-01-286-7910	62445	20020038
16	1	2815-01-287-4594	62445	20020129
16	1	2815-01-237-4595	62445	2002 1351
16	1	2815-01-287-4596	62445	2002 1352
16	2	5365-01-287-0266	62445	1107816
16	3	2815-01-286-9373	62445	2002 1044
16	4	2815-01-287-4501	62445	2002 1357
16	4	2815-01-287-7820	62445	2002 1358
16	4	2815-01-292-6753	62445	2002 1356
16	5		62445	20020129-1
16	6	2815-01-287-3232	62445	2002 1268
16	7	5306-01-287-0160	62445	2053 1027
16	8	5310-01-288-0085	62445	1216121
16	9		62445	20021268-1
16	10	3120-01-287-0295	62445	2052 9068
16	10	3120-01-287-0296	62445	2052 9069
16	10	3120-01-287-8711	62445	2052 9067
17	1		62445	01112322
17	2	5310-01-237-2776	62445	110-7283
17	3	2910-01-288-3691	62445	2081 0305
17	4	5330-01-287-8659	62445	20626168
17	5	5306-01-288-5682	62445	2096 1002
17	6	5310-01-250-3730	62445	1118659
17	7	5306-01-288-6566	62445	1112350
17	8		62445	0111 7283
17	9		62445	2002 1685
17	10	5360-01-323-5213	62445	20080419
17	11	5330-01-288-1093	62445	20626183
17	12	3120-01-288-2083	62445	20321039
17	13		62445	0110 9122
17	14		62445	2039 4179
17	15		62445	112 5925

## CROSS-REFERENCE INDEXES

FIG.	ITEM	FIGURE AND ITEM NUMBER INDEX STOCK NUMBER	CAGEC	PART NUMBER
18	1		62445	2002 1653
18	2	5310-01-287-0853	62445	2099 5026
18	3	3120-01-288-1181	62445	20202040
18	3	3120-01-288-1182	62445	20202041
18	3	3120-01-268-1183	62445	20202042
18	4		62445	0111 5403
18	5	5330-01-286-7795	62445	2007 3221
18	6	2815-01-287-3162	62445	2081 0393
18	7		62445	20021653-1
18	8	5310-01-288-0029	62445	112 7085
18	9	5310-01-288-0084	62445	20641113
18	10	5307-01-287-0310	62445	20955086
18	11		62445	0117 2482
18	12	5310-01-235-1857	62445	111-2824
18	13	5310-01-237-2776	62445	110-7283
18	14	5307-01-287-0318	62445	111 0175
18	15	5310-01-196-3870	62445	1112813
18	16	5310-01-239-2390	62445	112-6726
18	17	5307-01-288-1263	62445	1110145
18	18		62445	0110 7743
18	19	3020-01-287-6840	62445	20606044
18	20	5315-01-288-6740	62445	111 8029
18	21		62445	0113 1027
18	22	5310-01-288-0907	62445	110 0693
18	23		62445	0112 6697
18	24	2815-01-288-3982	62445	2949 1059
18	25	3020-01-288-3601	62445	2179 0016
18	26		62445	29491059-1
18	27		62445	0111 8337
18	28	5310-01-193-9303	62445	112-2477
18	29	5310-01-287-0847	62445	2064 1064
18	30		62445	2002 1568
18	31	5330-01-286-7794	62445	29493127
18	32	5315-01-287-6522	62445	111 5403
18	33	5330-01-286-7810	62445	20626188
18	34	3120-01-288-1181	62445	20202040
18	34	3120-01-288-1182	62445	20202041
18	34	3120-01-288-1183	62445	20202042
18	35	5310-01-288-0083	62445	2032 1176
18	36	5310-01-287-0853	62445	20995026
18	37	2815-01-288-5300	62445	20149372
18	38	5307-01-287-0311	62445	1102904
18	39	5305-01-286-7836	62445	2096 1003
18	40	5360-01-287-8646	62445	2008 0437
18	41	5315-01-287-0158	62445	2080 3027
19	1		62445	2033 1117
19	2		62445	0112 8242
19	3		62445	0110 7746
19	4		62445	2002 1766
19	5		62445	2002 1866
19	6		62445	2002 1679

## CROSS-REFERENCE INDEXES

FIG.	ITEM	FIGURE AND ITEM NUMBER INDEX STOCK NUMBER	CAGEC	PART NUMBER
19	7		62445	0110 9035
19	8		62445	0111 7987
20	1	2940-01-242-1405	73370	PH3512
20	2	5365-01-287-6572	62445	2170 0028
20	3		81381	99095
20	4		81381	99104
20	5	4810-01-323-5176	81381	99094
20	6		15526	7603CU-A16X22MM
20	7		81381	99096
20	8	5306-01-288-0133	62445	1111145
20	9	5310-01-237-2776	62445	110-7283
20	10		62445	0111 8963
20	11	5310-01-238-8389	62445	111-8688
20	12	2815-01-286-9423	62445	2057 6150
20	13	5330-01-286-7811	62445	20626182
21	1		81381	12870995
21	2		62445	2007 3333
21	3		62445	0111 0548
21	4	5310-01-237-2051	62445	110-7548
21	5		62445	2002 1330
21	6		62445	0121 1794
21	7	5330-01-278-6913	62445	1216293
21	8		62445	2007 3334
21	9		62445	20021330-1
22	1	5306-01-287-0159	62445	113 0500
22	2	5310-01-250-3730	62445	1118659
22	3	4710-01-287-3244	62445	2903 2265
23	1	2815-01-286-9424	62445	2902 5099
23	2	5310-01-193-9303	62445	112-2477
23	3	5310-01-237-2776	62445	110-7283
23	4	3020-01-287-0826	62445	2060 7027
23	5	5305-01-287-8741	62445	2055 8119
23	6	5306-01-239-3241	62445	110-3316
23	7		62445	2012 5009
23	8	2815-01-287-3163	62445	2903 2264
23	9	3020-01-287-4447	62445	20607026
23	10	3040-01-287-4450	62445	2071 8116
23	11	5315-01-287-0209	62445	1118322
23	12	5315-01-287-0747	62445	1130506
23	13		62445	2051 9053
24	1	2940-01-323-0951	76700	75538-N
24	2	5310-01-277-7334	76700	Q01444
24	3	5330-01-318-8182	76700	Q-66971
24	4		76700	Q-32896
24	5	5340-01-324-3698	76700	Q01366
24	6	2940-01-324-1242	76700	70650-A
24	7		26151	208-0094
24	8		76700	Q-32897
24	9		76700	Q-03677
25	1	5310-00-655-9544	96906	MS35690-604
25	2	5310-00-543-5101	96906	MS35338-27



## CROSS-REFERENCE INDEXES

FIG.	ITEM	FIGURE AND ITEM NUMBER INDEX STOCK NUMBER	CAGEC	PART NUMBER
25	3	5310-00-080-6004	96906	MS27183-14
25	4		8L740	906060
25	5	2910-01-318-6290	8L740	906059
25	6		8L740	224100
25	7		81381	12885281
25	8		8L740	241000
25	9	2910-00-911-0081	96906	MS35645-2
25	10	5330-00-684-7851	96906	MS35643-1
25	11		8L740	850024
25	12		81381	12885280-2
25	13	5310-00-355-5645	82465	31WLF3816
25	14		81381	99541
25	15		81381	99542
25	16		81381	12880039
25	17		81381	99629
26	1		81381	99772
26	2		81381	99773
26	3	4820-00-060-6182	79470	6700
26	4	4730-01-240-6108	79470	3400X4
26	5		81381	85645
26	6		81381	12874564
26	7		81381	90990
26	8	4820-00-595-3191	79470	695
26	9	4730-00-301-7470	79470	3200X4
26	10		08441	A17198-2
26	11	4730-01-251-8377	81343	4-4140137B
26	12	4730-00-679-9280	96906	MS51520A4
26	13	5310-01-090-2453	82465	32WLF-1420
26	14	5305-00-068-0502	96906	MS90725-6
26	15	5340-00-689-3828	01276	900729-2
26	16		81381	12892347
26	17		28520	2873
26	18		96906	MS21122C8
26	19		81381	91075
26	20	4730-00-118-8546	96906	MS51507A4
26	21		81381	91657
26	22	5325-00-290-1960	96906	MS35489-27
26	23		76385	Z-4173
26	24	5325-00-373-1323	77969	26
26	25	5325-00-455-1250	76385	Z-2264
27	1		81381	12893448
27	2	4730-00-277-9177	01276	2003-4-4B
27	3	5305-00-068-0502	96906	MS90725-6
27	4	2910-01-318-4196	72850	40161
27	5	2910-00-248-4355	72850	479808
27	6		81381	12880854
27	7	5910-00-532-1225	71590	DD403
27	8	5305-00-054-6655	96906	MS51957-31
27	9		81381	37TB-2
27	10		81381	12884448
27	11	4730-00-679-9280	96906	MS51520A4

## CROSS-REFERENCE INDEXES

FIG.	ITEM	FIGURE AND ITEM NUMBER INDEX STOCK NUMBER	CAGEC	PART NUMBER
27	12	4330-01-317-5387	76700	91506-P
27	13		76700	Q-54246
27	14	4330-01-317-5390	76700	85242-P
27	15		76700	91669-A
27	16	4820-01-324-3617	76700	Q-56747
27	17	6680-01-323-0956	76700	Q61960
27	18	5330-01-324-3682	76700	Q58515
27	19	4330-01-324-3623	76700	85408-A
27	20		76700	Q-54331
27	21	4730-00-287-1614	79470	3300X2
27	22		81381	12890115,
27	23		01276	2021-2-4S
27	24	5310-01-090-2453	82465	32WLF-1420
27	25		81381	12883445
27	26	5340-00-455-1121	19738	9505-06
27	27		84256	APS-5-420-165
27	28		81381	12883388
28	1		81381	12884490
28	2		01276	15.063-6-4S
28	3		15526	7603CU-A12X16MM
28	4		81381	12884489
28	5		62445	2002 0233
28	6		15526	7603CU-A6X10MM
28	7		81381	12890024
28	8		81381	90938
28	9	5340-00-689-3828	01276	900729-2
28	10		81381	91068
28	11	4933-01-214-6263	01276	203102-4-4S
28	12	4710-01-287-9125	62445	20021229
29	1		62445	20021612
29	2	5330-01-288-5107	62445	20626135
29	3	5365-01-288-5744	62445	21175009
29	4	5365-01-288-1473	62445	21175011
29	5	5365-01-288-6621	62445	21175013
30	1	5310-01-193-9303	62445	112-2477
30	2		62445	20021553
30	3		62445	20020311
30	4	2910-01-323-6408	62445	2002-1644
30	5	5306-01-288-5691	62445	20222424
30	6		62445	0132 1195
30	7		62445	2002 1649
30	8		62445	0132 1197
30	9		62445	0132 1198
30	10		62445	0132 1097
30	11		62445	0132 1199
30	12		62445	0132 1200
30	13		62445	0132 1201
30	14		62445	0132 1202
30	15	5310-01-288-7826	62445	20020104
31	1		62445	0112 2389
31	2	5310-01-250-3733	62445	1107095

**CROSS-REFERENCE INDEXES**  
**FIGURE AND ITEM NUMBER INDEX**

FIG.	ITEM	STOCK NUMBER	CAGEC	PART NUMBER
31	3		62445	2081 0274
31	4	5330-01-288-2119	62445	2062 6152
31	5	2815-01-287-9367	62445	20399040
31	6	5310-01-288-0061	62445	20070003
31	7		62445	2099 9010
31	8	4010-01-323-5447	62445	2002 1322
31	9	5340-01-319-2000	62445	2002 1320
31	10		62445	2002 1489
31	11	5360-01-323-5212	62445	2002 1809
31	12		62445	0113 1017
31	13		62445	2002 1857
31	14		62445	2002 1856
31	15	3040-01-324-3700	62445	20021858
31	16	5330-01-247-8512	62445	111-8647
31	17	3040-01-323-7048	62445	20021686
32	1		62445	0111 2201
32	2		62445	0111 7928
32	3		62445	2002 1864
32	4		62445	0117 8905
32	5		62445	2002 1862
33	1		81646	6836
33	2		18265	P10-5541
33	3	5305-00-068-0500	96906	MS90725-3
33	4	5310-00-241-6604	96906	MS17830-4C
33	5		13440	99925
33	6		81381	99963
33	7		81381	99962
33	8	5305-00-068-0500	96906	MS90725-3
33	9	5310-01-090-2453	82465	32WLF-1420
33	10		13440	99927
33	11		76700	21869-N
34	1		81646	68104
34	2	4720-01-324-3618	16632	FLX300140007204
34	3		15526	933M6X1MMX16MM
34	4		15526	127B6MM
34	5		81381	91082
35	1		62445	2945 0022
35	2		62445	0110 5518
35	3		62445	0112 6725
35	4		62445	2155 3159
35	5	5330-01-288-5103	62445	20051077
35	6		62445	2509 7540
35	7		62445	0111 0201
35	8	4730-01-289-1384	62445	117-9016
35	9	5330-01-287-8731	62445	1101342
36	1	2990-01-325-1784	81381	12883586
36	2		26151	208-0034
36	3		76700	Q-33620
36	4		81381	12873857
36	5		96906	MS51967-8
36	6	5340-01-317-0365	81381	12893156

**CROSS-REFERENCE INDEXES**  
**FIGURE AND ITEM NUMBER INDEX**

FIG.	ITEM	STOCK NUMBER	CAGEC	PART NUMBER
36	7	5305-00-269-3211	96906	MS90725-60
36	8	5310-00-543-5101	96906	MS35338-27
36	9	5310-00-080-6004	96906	MS27183-14
36	10		96906	MS127830-5C
36	11	5310-00-081-4219	96906	MS27183-12
36	12	5306-00-225-8499	96906	MS90725-34
36	13	2990-01-320-5508	81381	12881663
36	14		81381	12890274
36	15		81381	12890035
36	16		D8286	DIN933-MI8X65-8.8-TZN
36	17		81381	90947
36	18		D8286	DIN933-M8X16-8.8-TZN
36	19		03938	S-473F335977M4
36	20		81381	12880116
37	1		81381	728197
37	2		81381	12885451
37	3		81381	12885450
37	4	6140-01-210-1964	96906	MS52149-1
38	1		62445	0113 1203
38	2		62445	2002 1607
38	3	5310-01-287-6516	62445	1112895
38	4	5310-01-287-6555	62445	1107117
38	5	6115-01-323-5203	62445	0419-1226
38	6		62445	0419-1227
38	7		62445	0419-1228
38	8	3120-01-289-9257	62445	20597539
38	9	5306-01-013-2928	62445	1112322
38	10	5310-01-238-8409	62445	1107283
38	11		62446	20021606
38	12	5330-01-288-5102	62445	20626167
38	13	5330-01-288-5101	62445	29493107
38	14	5305-00-068-0502	96906	MS90725-6
38	15	5935-01-292-0135	62445	20813125
38	16	6110-01-323-9162	62445	419-1231
38	17		81381	12885028
39	1	5305-00-06-0509	96906	MS90725-10
39	2	5310-00-582-5965	96906	MS3533844
39	3		81381	12872977
39	4		81381	12873087
39	5		84256	APS-5-420-165
40	1	5340-00-087-0301	96906	MS21919WCF-15
40	2		81381	91637
41	1		62445	0111 2824
41	2	5310-01-238-8409	62445	110 7283
41	3	5307-01-164-5516	62445	111 0183
41	4	5310-00-241-6640	96906	MS16228-6C
41	5		81381	12885738
41	6		81381	12884851
41	7	5305-00-225-3842	96906	MS90728-9

## CROSS-REFERENCE INDEXES

FIG.	ITEM	FIGURE AND ITEM NUMBER INDEX STOCK NUMBER	CAGEC	PART NUMBER
41	8	5310-01-308-8205	96906	MS27183-48
41	9	5310-00-582-5965	96906	MS35338-44
41	10	2920-01-286-9387	53867	0001211225
41	11	2920-01-289-1422	53867	1 007 010 003
41	12	5305-01-287-7329	62445	1105505
41	13		62445	2016 7103
41	14	5330-01-289-3239	53867	1007010004
41	15	5977-01-288-6760	62445	1309860
41	16	5977-01-288-6754	62445	1309857
42	1		82227	6601-005-005-001
				6
42	2	5930-01-322-7054	81381	12872635
42	3	6695-01-323-0952	81692	3025S13
42	4	5940-01-126-3973	00779	2-520103-2
42	5		02929	31N2519
42	6	5930-01-324-3684	18265	REX77-0050
42	7	4730-00-230-1996	96906	MS51846-1
42	8		96906	MS39230-1
43	1	5930-01-316-6644	04034	LS-117780
43	2	5940-01-126-3973	00779	2-520103-2
44	1	5940-01-139-0853	59730	RB 25177
44	2	5940-01-082-3321	00779	3-350820-2
44	3	5940-00-276-0678	00779	61765-2
44	4		M5907	25-6
44	5	5310-00-241-6604	96906	MS17830-4C
44	6		D8286	DIN933-M8X40-8.8
				-TZN
44	7		81361	99832
44	8	5945-01-320-5352	81381	12884514
45	1		81381	99607
45	2	5310-00-166-8341	82465	31WLF51618
45	3	5306-00-225-8497	96906	MS90725-32
45	4	5340-00-087-0300	01276	900729-13
45	5		56289	602D
45	6	5305-00-068-0500	96906	M590725-3
45	7	5945-00-853-6024	13445	24059
45	8	5310-00-160-1606	82465	31WLF1420
45	9	5305-00-068-0502	96906	MS90725-6
45	10		96906	MS17830-3F
45	1	5961-00-935-0138	81349	JAN1N1202A
45	12		81381	96494
45	13		29666	MGLP-R6-4
45	14		81381	99369
45	15		14936	1N4004GP
46	1	5310-00-761-6882	96906	M551967-2
46	2	5310-00-582-5965	96906	M535338-44
46	3		96906	M527813-52
46	4		81381	12874447
46	5		96096	MS90725-10
46	6	4140-01-322-7080	81381	99998
46	7		50184	019614

## CROSS-REFERENCE INDEXES

FIG.	ITEM	FIGURE AND ITEM NUMBER INDEX STOCK NUMBER	CAGEC	PART NUMBER
46	8		84256	APS-5-420-165
46	9		81381	76529
46	10	5940-00-983-6114	81349	38TB3
46	11	9905-00-205-0502	71785	MS3-141
46	12	5910-00-532-1225	71590	DD403
46	13	5340-00-455-1133	84256	ANS2-832
46	14	5940-00-113-8179	96906	MS25036-107
47	1		81381	91090
47	2	5310-00-063-7360	78189	511-061800-00
47	3	5325-01-316-7619	94222	57-99-312-10
47	4		70318	6-32UNC3AX1/2
47	5		02768	242-180602-91-01
				01
47	6	6625-01-320-5453	81381	90955
47	7	6625-01-324-3699	81381	90957
47	8	6625-01-320-2548	81381	90956
47	9	5930-01-311-1298	12361	7-872-000592
47	10		62676	274-415
47	11	5905-01-323-0906	81381	90959
47	12		81381	12884613
47	13	6645-01-048-3014	33955	52435-001
47	14	5925-01-323-0907	06402	41-2-P10-LN2-10A
47	15	5930-01-316-9463	91929	PWP36Q3
47	16	5930-01-323-0932	81640	8530K311
47	17	5930-01-316-9462	91929	PWP23Q3
47	18	5930-01-268-7729	12361	7-872-000576
47	19	5310-00-052-3632	78189	511-081800-00
47	20	5310-00-765-3197	96906	MS27183-41
47	21		70318	6-32UNCX3/8
47	22		81381	96494
47	23	5305-01-132-5275	70318	8-32UNC-2AX1/2LC
47	24	5961-01-101-3967	81349	JAN1N1188R
47	25	5930-00-615-6731	96906	MS25224-1
47	26		81381	96401
47	27	5998-01-316-6652	81381	99307
47	28		4K766	SSA-156-20
47	29	6210-00-941-5863	58854	30122-0
47	30	6210-00-913-6461	72619	95-0973
47	31		81381	12881671
47	32		81381	96407
47	33	6240-00-941-2683	71744	386
47	34	5920-01-116-6631	71400	AGX-5
48	1		81381	99640
48	2	5940-00-114-1305	96906	MS25036-116
48	3		81381	99640-3
48	4		81381	99682
49	1		81381	91216
49	2	5305-00-059-3659	96906	MS51958-63
49	3	5310-00-721-7809	96906	M535340-43
49	4		81831	12901838
49	5		29666	MGLP-R6-4

## CROSS-REFERENCE INDEXES

FIG.	ITEM	FIGURE AND ITEM NUMBER INDEX STOCK NUMBER	CAGEC	PART NUMBER
49	6	5310-00-809-4058	96906	MS27183-10
49	7		81381	99982
49	8		81381	99599
49	9		81381	99608
49	10		81381	99600
49	11	5310-00-160-1606	82465	31WLF1420
49	12		79807	MS27183-10
49	13	5305-00-Ob8-0502	96906	MS90725-6
49	14		81381	12871115
49	15	5310-01-254-2572	81381	83049
49	16	5355-01-32'1-5354	10983	SIBG221
49	17	5930-01-322-0286	10983	C42C54187EF
49	18	5305-00-054-6655	96906	M551957-31
49	19		81381	99511
49	20	5975-00-296-4096	81349	M19622-1-006
49	21	5330-00-788-8713	81349	M19622/20-0002
49	22		27434	99708
49	23		27434	99709
49	24	5940-01-009-4763	30554	69-692-1
49	25		02329	2877-3A
49	26	5310-00-903-5966	96906	MS51971-1
49	27		81381	12884802
49	28	5940-00-021-3321	30554	69-692-3
49	29		81381	12884903
49	30		81381	99448
49	31		00779	63038-1
49	32		OCAO1	5796-523
49	33	6240-00-504-2523	81348	WL101-88T
49	34		52457	3360-0406
49	35		81381	91661
49	36		81381	99581
50	1	5310-00-926-1835	96906	MS21083C3
50	2		80204	10-32UNFX3/4
50	3		79807	M5S27183-10
50	4	5330-01-153-1240	02697	2-107 N674-70
50	5	6210-01-323-0933	81834	61081
50	6	6240-00-763-3450	92966	1893
50	7	5940-01-082-3321	00779	3-350820-2
50	8	5940-01-139-0853	59730	RB 25177
50	9		81381	12870746
50	10		76385	Z-2198
50	11	5920-00-686-9514	81349	F09A250Y20A
50	12	5310-01-254-2572	81381	83049
50	13		81381	12870751
50	14	5920-00-290-1844	71400	2807
50	15		81381	83042
50	16	5935-01-324-3616	74545	GF-8200NF
50	17		74545	CWP-26H
50	18	5310-00-877-5797	96906	MS21044N3
50	19	5306-01-254-6357	82465	31WLFS1032X1/2
50	20		81381	12884462

## CROSS-REFERENCE INDEXES

FIG.	ITEM	FIGURE AND ITEM NUMBER INDEX STOCK NUMBER	CAGEC	PART NUMBER
50	21		81381	12872872
50	22		81381	12873148
50	23		81381	91660
50	24		81381	99089
50	25		81381	12872898
51	1	6115-01-322-7391	81381	12892294
51	2		OBTN9	B-1716PS
51	3	5305-00-068-0502	96906	MS90725-6
51	4		OBTN9	16-SN
51	5		OBTN9	814991
51	6	5305-00-068-0500	96906	MS90725-3
51	7		81381	12892298
51	8		OBTN9	813173-5
51	9		97539	SS083AA08
51	10	5310-00-05-3299	96906	MS35338-42
51	11	5961-01-141-8093	04713	MDA2506
51	12		D8286	DIN912-M1 0X30-8.8
51	13		81381	12892296
51	14	5305-00-0 -0502	96906	MS90725-6
51	15	5310-00-407-9566	96906	MS35338-45
51	16		D8286	DIN933-M8X60-8.8
51	17		OBTN9	814977
51	18	5306-00-225-8497	96906	MS90725-32
51	19	2920-01-323-0949	38636	713211
51	20	53400-359-5269	97403	13211E6848
51	21	3110-00-107-7563	6N299	4044210-5
51	22	5961-01-323-9098	7J984	814992
51	23	5310-00-550-1130	96906	MS35333-40
52	1	5310-00-160-1606	82465	31 WLF1420
52	2	5340- 985-6690	01276	900729-3
52	3		81381	12890262
52	4		81381	12890263
52	5		81381	12890261
52	6		81381	12890260
53	1	5310-00-160-1606	82465	31WLF1420
53	2	5305-00-068-0502	96906	MS90725-6
53	3		4J564	DT301
53	4		15912	3303
53	5		81381	12871046
53	5A	5935-00-067-0032	13445	12092
53	6		15912	3304
53	7		51831	ACC-8008
53	7A	5935-0-059-2841	96906	MS75020-1
53	8		81381	12871521
53	9		81381	12871522
53	10	5975-00-246-4906	28520	1210
53	11		28520	1497
53	12		81381	90943
54	1	6220-01-182-3380	13548	10205Y
54	2	5325-01-265-3678	13548	10700
54	3	5325-01-078-5180	76385	Z-3065
54	4	6220-01-183-4557	13548	10205R



## CROSS-REFERENCE INDEXES

FIG.	ITEM	FIGURE AND ITEM NUMBER INDEX STOCK NUMBER	CAGEC	PART NUMBER
54	5	6220-01-324-3622	13548	40215R
54	6		77977	40700
54	7		81381	12871481
54	8		81381	12871517
54	9		81381	12871514
54	10		52457	3360-0608
54	11		81381	90977
54	12		81381	12871482
54	13		81381	12871518
55	1	5310-00-062-4954	96906	MS21045-8
55	2	5305-00-725-4183	96906	MS90726-113
55	3	5310-00-584-5272	96906	MS35338-48
55	4		81381	12890138
55	5		96906	MS90725-65
55	6		96906	MS35338-46
55	7		81381	12884125
55	8		81381	12884122
55	9		93702	10614
55	10		81381	12871519
55	11		81381	99730
55	12		52457	3360-0608
55	13		81381	90978
55	14		81381	12885644
55	15		81381	99698
55	16		81381	99695
55	17		81381	99090
55	18		81381	99697
55	19		81381	99696
55	20		81381	99644
55	21	5320-00-904-4136	81349	M24243/1-B403
55	22		81381	12871173
55	23		26006	1160
55	24		81381	90975
55	25		81381	90976
56	1	5305-00-068-0502	96906	MS90725-6
56	2		53498	802-943U-PBLS
56	3		81381	12871700
57	1	5360-00-384-0004	14892	33786
57	2	5340-00-029-0022	81240	TA554
57	3	5360-00-200-5990	81240	JT9118
57	4		23040	39T2004A
57	5	5305-01-282-6414	14892	3202052
57	6	5315-00-627-2540	89346	59397H
57	7	2530-01-050-9193	14892	3202053
57	8		14892	302143
57	9		14892	411999
57	10	2530-00-621-6330	89346	100202HA
57	11	5310-00-874-2922	14892	41647
57	12	3040-00-872-8567	19207	11686262-2
57	12	5340-01-069-6705	19207	11686262-1
57	13	2530-00-585-6079	14892	47865

## CROSS-REFERENCE INDEXES

FIG.	ITEM	FIGURE AND ITEM NUMBER INDEX STOCK NUMBER	CAGEC	PART NUMBER
57	14		14892	48006
57	15	2530-00-161-7575	14892	617856
57	15	2530-00-161-7576	14892	617855
57	16	2530-01-124-5454	14894	301055
57	17	2530-00-874-2923	14892	32594
57	18		14892	3202064
57	18		14892	3202065
58	1	4730-00-754-0152	63477	F673
58	2		94988	F602
58	3	5310-00-209-1761	63477	F603
58	4		7L639	F6720
58	5		7L639	F66851
58	6	5310-00-160-1606	82465	31WLF1420
58	7	5340-00-985-6690	01276	900729-3
58	8		81381	12885263
58	9		81381	12870736
58	10		81381	12871400
58	11	4730-01-167-0830	79470	7828
58	12	5310-00-355-5645	82465	31WLF3816
58	13		81381	12871653
58	14	5310-00-080-6004	96906	MS27183-14
59	1	5310-00-166-8341	82465	31WLF51618
59	2	5306-00-225-8503	96906	MS90725-39
59	3	5310-00-355-5645	82465	31WLF3816
59	4	5340-01-070-4475	92867	81000108
59	5	5315-00-236-8357	96906	MS24665-368
59	6		88044	AN121759
59	7		92867	16552802
59	8		92867	02182703
59	9	5305-00-068-0511	96906	MS90728-62
59	10	5310-00-080-6004	96906	MS27183-14
59	11		92867	8000131
59	12		81381	12885819
59	13		92867	15552700
60	1	5310-01-277-4855	15460	6-80
60	2		81381	12870902
60	3	2610-01-148-1635	81348	GP2A/LT235/85R16 /E/LTAW
60	4	2530-01-155-3905	33116	105789
60	5	4820-01-318-1843	22337	TR415
61	1		81381	12884360
62	1		15460	21-39
62	2	5315-01-304-5121	15460	19-2
62	3	5310-01-197-1476	15460	6-1
62	4	5310-01-193-9081	15460	5-57
62	5	3110-00-142-4355	60038	14125A
62	6	3110-00-100-0516	60038	14276
62	7		15460	8-219-4
62	8	5330-01-035-9418	15460	10-1
62	9	3110-00-100-3541	60038	25580
62	10	3110-00-100-0544	60038	25520

## CROSS-REFERENCE INDEXES

FIG.	ITEM	FIGURE AND ITEM NUMBER INDEX STOCK NUMBER	CAGEC	PART NUMBER
63	1	5310-00-763-8905	96906	MS51968-20
63	2	5310-00-951-7209	96906	MS27183-22
63	3		76445	18680
63	4	5315-00-241-7332	96906	M524665-374
63	5	5310-00-047-2965	96906	M517826-12
63	6		15460	018-019-01
63	7		15460	007-119-01
63	8		15460	018-019-02
63	9	5310-00-982-4973	96906	MS21044C8
63	10		81381	12884170
63	11		81381	12884376
63	12		15460	72-14
63	13		15460	011-017-00
64	1	5310-00-355-5645	82465	31WLF3816
64	2		81381	12871468
64	3		81381	12870763
64	4		99411	455113
64	5		81381	12884148
64	6		81381	12893574
64	7	2590-01-323-0957	99411	454967
64	8		81381	12890139
64	9		99411	456400
65	1		568D8	21FAF518
65	2	5306-00-225-8499	96906	M590725-34
65	3	5310-00-081-4219	96906	MS27183-12
65	4		81381	12884392
65	5		81381	12890264
65	6		96906	17830-6C
65	7		81381	99456
65	8		81381	99989
65	9	5305-00-068-0511	96906	MS90728-62
65	10		81381	99990
65	11		81381	12885264-1
65	11		81381	12885264-2
65	12	5310-00-355-5645	82465	31WLF3816
65	13		81381	12870956
65	13		81381	12870969
65	14		81381	12870970
65	14		81381	12870971
65	15	5305-01-325-8387	96906	MS90725-64
65	16	5310-00-080-6004	96906	M527183-14
65	17		81381	99994
65	18		05333	080001
66	1	5310-00-166-8341	82465	31WLF51618
66	2	5306-00-225-8497	96906	MS90725-32
66	3		71938	24-83000
66	4	5305-00-068-0511	96906	MS90728-62
66	5	5310-00-080-6004	96906	MS27183-14
66	6		81381	12870791
66	7	5310-00-355-5645	82465	31WLF3816
66	8		15460	071-068-00

## CROSS-REFERENCE INDEXES

FIG.	ITEM	FIGURE AND ITEM NUMBER INDEX STOCK NUMBER	CAGEC	PART NUMBER
66	9		81381	12884166
66	10	5310-00-903-5966	96906	MS51971-1
66	11	5310-00-527-3634	96906	M535335-61
66	12		81381	99676
66	13	5940-00-021-3321	30554	69-692-3
66	14		81381	12884119
67	1		81381	12871027
67	2	4010-00-191-0091	75535	G-335-1-4
67	3		75535	G-209-1/3
67	4		75535	02-76150X62
67	5		75535	G-3315 7/16
67	6		9X737	FBE02500375
67	7		9X737	WC769R
67	8	5305-00-993-1851	96906	MS35207-267
67	9	9905-01-070-0471	13548	98007Y
67	10		52457	3360-0608
67	11		81381	12885775
67	12		81381	12871520
67	13		81381	99730
67	14		81381	90978
67	15		81381	12885453
68	1	5310-01-254-2573	82465	31WLF1032
68	2	5305-00-993-1851	96906	MS35207-267
68	3		72635	8-29000
68	4		71938	24-82900
68	5	5310-00-903-5966	96906	MS51971-1
68	6	5310-00-527-3634	96906	M535335-61
68	7	5940-00-021-3321	30554	69-692-3
68	8	5975-00-878-3791	15277	FS0216B122-1
68	9		81381	90943
68	10	4030-00-282-4885	75535	G209-5/16
68	11		75535	02-76258
68	12		75535	G320C-FC-S4055
68	13	5120-01-013-1676	97403	13226E7741
69	1	4210-01-087-4989	03670	21876
69	2		61649	899150
69	3	5310-01-090-2453	82465	32WLF-1420
69	4	5306-01-194-2589	82465	32WLFS1420-1
69	5		61649	896697
69	6	5310-00-655-9544	96906	MS35690-604
69	7	5310-00-543-5101	96906	MS35338-27
69	8	5310-00-080-6004	96906	MS27183-14
69	9	5140-01-324-3621	81381	91158
70	1		81381	12890811
70	2	6625-01-324-3625	62445	2461S
70	3		62445	003-1230
70	4	4320-01-263-9680	62445	003-0714
70	5		62445	003-1022
70	6	4730-01-152-1147	62445	003-0422
70	7	5120-01-324-3619	62445	0030748
70	8	5120-01-323-6431	62445	0030744

## SECTION IV

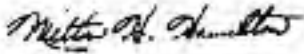
TM9-6115-654-24P

## CROSS-REFERENCE INDEXES

FIG.	ITEM	FIGURE AND ITEM NUMBER INDEX		PART NUMBER
		STOCK NUMBER	CAGEC	
70	9	5120-01-167-5726	36719	150800
70	10	3460-01-323-9123	62445	123340
70	11	5110-01-323-9184	62445	0031236
70	12		62445	003-1034
70	13	5180-01-323-9126	62445	0030417
70	14	5310-01-324-3611	62445	0030416

By Order of the Secretary of the Army:

Official:



MILTON H. HAMILTON  
*Administrative Assistant to the  
Secretary of the Army*  
00739

GORDON R. SULLIVAN  
*General, United States Army  
Chief of Staff*

**DISTRIBUTION:**

To be distributed in accordance with DA Form 12-25E, (qty rqr block no. 4522)

***These are the instructions for sending an electronic 2028***

The following format must be used if submitting an electronic 2028. The subject line must be exactly the same and all fields must be included; however only the following fields are mandatory: 1, 3, 4, 5, 6, 7, 8, 9, 10, 13, 15, 16, 17, and 27.

From: "Whomever" <whomever@avma27.army.mil>

To: mpmt/oavma28@st-louis-emh7.army.mil

Subject: DA Form 2028

1. *From:* Joe Smith
2. *Unit:* home
3. *Address:* 4300 Park
4. *City:* Hometown
5. *St:* MO
6. *Zip:* 77777
7. *Date Sent:* 19-OCT-93
8. *Pub no:* 55-2840-229-23
9. *Pub Title:* TM
10. *Publication Date:* 04-JUL-85
11. *Change Number:* 7
12. *Submitter Rank:* MSG
13. *Submitter FName:* Joe
14. *Submitter MName:* T
15. *Submitter LName:* Smith
16. *Submitter Phone:* 123-123-1234
17. *Problem:* 1
18. *Page:* 2
19. *Paragraph:* 3
20. *Line:* 4
21. *NSN:* 5
22. *Reference:* 6
23. *Figure:* 7
24. *Table:* 8
25. *Item:* 9
26. *Total:* 123
27. *Text:*

This is the text for the problem below line 27.

[illegible]



## The Metric System and Equivalents

### Linear Measure

1 centimeter = 10 millimeters = .39 inch  
 1 decimeter = 10 centimeters = 3.94 inches  
 1 meter = 10 decimeters = 39.37 inches  
 1 dekameter = 10 meters = 32.8 feet  
 1 hectometer = 10 dekameters = 328.08 feet  
 1 kilometer = 10 hectometers = 3,280.8 feet

### Weights

1 centigram = 10 milligrams = .15 grain  
 1 decigram = 10 centigrams = 1.54 grains  
 1 gram = 10 decigrams = .035 ounce  
 1 decagram = 10 grams = .35 ounce  
 1 hectogram = 10 decagrams = 3.52 ounces  
 1 kilogram = 10 hectograms = 2.2 pounds  
 1 quintal = 100 kilograms = 220.46 pounds  
 1 metric ton = 10 quintals = 1.1 short tons

### Liquid Measure

1 centiliter = 10 milliliters = .34 fl. ounce  
 1 deciliter = 10 centiliters = 3.38 fl. ounces  
 1 liter = 10 deciliters = 33.81 fl. ounces  
 1 dekaliter = 10 liters = 2.64 gallons  
 1 hectoliter = 10 dekaliters = 26.42 gallons  
 1 kiloliter = 10 hectoliters = 264.8 gallons

### Square Measure

1 sq. centimeter = 100 sq. millimeters = .155 sq. inch  
 1 sq. decimeter = 100 sq. centimeters = 15.5 sq. inches  
 1 sq. meter (centare) = 100 sq. decimeters = 10.76 sq. feet  
 1 sq. dekameter (are) = 100 sq. meters = 1,076.4 sq. feet  
 1 sq. hectometer (hectare) = 100 sq. dekameters = 2.47 acres  
 1 sq. kilometer = 100 sq. hectometers = .386 sq. mile

### Cubic Measure

1 cu. centimeter = 1000 cu. millimeters = .06 cu. inch  
 1 cu. decimeter = 1000 cu. centimeters = 61.02 cu. inches  
 1 cu. meter = 1000 cu. decimeters = 35.31 cu. feet

## Approximate Conversion Factors

<i>To change</i>	<i>To</i>	<i>Multiply by</i>	<i>To change</i>	<i>To</i>	<i>Multiply by</i>
inches	centimeters	2.540	ounce-inches	Newton-meters	.007062
feet	meters	.305	centimeters	inches	.394
yards	meters	.914	meters	feet	3.280
miles	kilometers	1.609	meters	yards	1.094
square inches	square centimeters	6.451	kilometers	miles	.621
square feet	square meters	.093	square centimeters	square inches	.155
square yards	square meters	.836	square meters	square feet	10.764
square miles	square kilometers	2.590	square meters	square yards	1.196
acres	square hectometers	.405	square kilometers	square miles	.386
cubic feet	cubic meters	.028	square hectometers	acres	2.471
cubic yards	cubic meters	.765	cubic meters	cubic feet	35.315
fluid ounces	milliliters	29.573	cubic meters	cubic yards	1.308
pints	liters	.473	milliliters	fluid ounces	.034
quarts	liters	.946	liters	pints	2.113
gallons	liters	3.785	liters	quarts	1.057
ounces	grams	28.349	liters	gallons	.264
pounds	kilograms	.454	grams	ounces	.035
short tons	metric tons	.907	kilograms	pounds	2.205
pound-feet	Newton-meters	1.356	metric tons	short tons	1.102
pound-inches	Newton-meters	.11296			

## Temperature (Exact)

°F	Fahrenheit temperature	5/9 (after subtracting 32)	Celsius temperature	°C
----	------------------------	----------------------------	---------------------	----

