

**TECHNICAL MANUAL**

**FIELD AND SUSTAINMENT MAINTENANCE REPAIR**

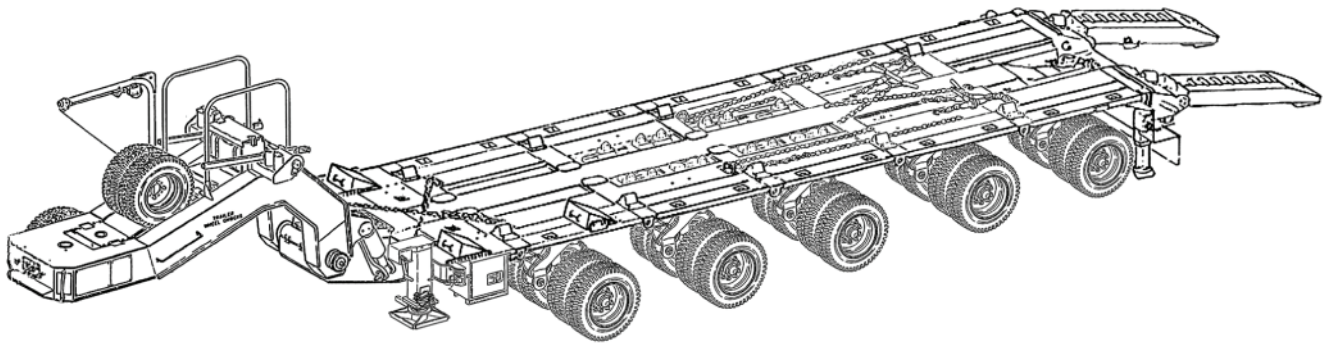
**PARTS AND SPECIAL TOOLS LIST**

**FOR**

**HEAVY EQUIPMENT TRANSPORTER**

**SEMITRAILER**

**NSN 2330-01-303-8832 (EIC: CXU)**



\* This manual supersedes TM 9-2330-381-24P dated 30 November 1994.

**DISTRIBUTION STATEMENT A** – Approved for public release, distribution is unlimited.

---

**HEADQUARTERS, DEPARTMENT OF THE ARMY**

**30 JUNE 2009**



**LIST OF EFFECTIVE PAGES/WORK PACKAGES**

NOTE: This manual supersedes TM 9-2330-381-24P dated 30 November 1994. Zero in the "Change No." column indicates an original page or work package.

Date of issue for original manual is:

Original 30 June 2009

THE TOTAL NUMBER OF PAGES FOR FRONT AND REAR MATTER IS 15 AND THE TOTAL NUMBER OF WORK PACKAGES IN THIS MANUAL IS 120 CONSISTING OF THE FOLLOWING:

<b>Page/ WP</b>	<b>Change</b>	<b>Page/WP</b>	<b>Change</b>
Front Cover .....	0	WP0039 (4 pgs) .....	0
Blank .....	0	WP0040 (4 pgs) .....	0
i-iv .....	0	WP0041 (4 pgs) .....	0
v blank .....	0	WP0042 (4 pgs) .....	0
Chp 1 title page .....	0	WP0043 (4 pgs) .....	0
Blank .....	0	WP0044 (4 pgs) .....	0
WP0001 (6 pgs) .....	0	WP0045 (4 pgs) .....	0
WP0002 (4 pgs) .....	0	WP0046 (4 pgs) .....	0
WP0003 (4 pgs) .....	0	WP0047 (4 pgs) .....	0
WP0004 (4 pgs) .....	0	WP0048 (4 pgs) .....	0
WP0005 (4 pgs) .....	0	WP0049 (4 pgs) .....	0
WP0006 (4 pgs) .....	0	WP0050 (4 pgs) .....	0
WP0007 (4 pgs) .....	0	WP0051 (4 pgs) .....	0
WP0008 (4 pgs) .....	0	WP0052 (4 pgs) .....	0
WP0009 (4 pgs) .....	0	WP0053 (4 pgs) .....	0
WP0010 (4 pgs) .....	0	WP0054 (4 pgs) .....	0
WP0011 (4 pgs) .....	0	WP0055 (4 pgs) .....	0
WP0012 (4 pgs) .....	0	WP0056 (4 pgs) .....	0
WP0013 (6 pgs) .....	0	WP0057 (4 pgs) .....	0
WP0014 (4 pgs) .....	0	WP0058 (6 pgs) .....	0
WP0015 (4 pgs) .....	0	WP0059 (4 pgs) .....	0
WP0016 (4 pgs) .....	0	WP0060 (4 pgs) .....	0
WP0017 (4 pgs) .....	0	WP0061 (4 pgs) .....	0
WP0018 (4 pgs) .....	0	WP0062 (4 pgs) .....	0
WP0019 (4 pgs) .....	0	WP0063 (4 pgs) .....	0
WP0020 (4 pgs) .....	0	WP0064 (4 pgs) .....	0
WP0021 (4 pgs) .....	0	WP0065 (4 pgs) .....	0
WP0022 (4 pgs) .....	0	WP0066 (4 pgs) .....	0
WP0023 (4 pgs) .....	0	WP0067 (4 pgs) .....	0
WP0024 (4 pgs) .....	0	WP0068 (4 pgs) .....	0
WP0025 (4 pgs) .....	0	WP0069 (4 pgs) .....	0
WP0026 (4 pgs) .....	0	WP0070 (4 pgs) .....	0
WP0027 (4 pgs) .....	0	WP0071 (4 pgs) .....	0
WP0028 (4 pgs) .....	0	WP0072 (4 pgs) .....	0
WP0029 (4 pgs) .....	0	WP0073 (4 pgs) .....	0
WP0030 (4 pgs) .....	0	WP0074 (4 pgs) .....	0
WP0031 (4 pgs) .....	0	WP0075 (4 pgs) .....	0
WP0032 (4 pgs) .....	0	WP0076 (4 pgs) .....	0
WP0033 (4 pgs) .....	0	WP0077 (4 pgs) .....	0
WP0034 (6 pgs) .....	0	WP0078 (4 pgs) .....	0
WP0035 (4 pgs) .....	0	WP0079 (4 pgs) .....	0
WP0036 (4 pgs) .....	0	WP0080 (4 pgs) .....	0
WP0037 (4 pgs) .....	0	WP0081 (4 pgs) .....	0
WP0038 (4 pgs) .....	0	WP0082 (4 pgs) .....	0

---

WP0083 (4 pgs) .....	0
WP0084 (4 pgs) .....	0
WP0085 (4 pgs) .....	0
WP0086 (4 pgs) .....	0
WP0087 (4 pgs) .....	0
WP0088 (4 pgs) .....	0
WP0089 (4 pgs) .....	0
WP0090 (4 pgs) .....	0
WP0091 (4 pgs) .....	0
WP0092 (4 pgs) .....	0
WP0093 (4 pgs) .....	0
WP0094 (4 pgs) .....	0
WP0095 (4 pgs) .....	0
WP0096 (4 pgs) .....	0
WP0097 (4 pgs) .....	0
WP0098 (4 pgs) .....	0
WP0099 (4 pgs) .....	0
WP0100 (4 pgs) .....	0
WP0101 (4 pgs) .....	0
WP0102 (4 pgs) .....	0
WP0103 (4 pgs) .....	0
WP0104 (4 pgs) .....	0
WP0105 (4 pgs) .....	0
WP0106 (4 pgs) .....	0
WP0107 (4 pgs) .....	0
WP0108 (4 pgs) .....	0
WP0109 (4 pgs) .....	0
WP0110 (4 pgs) .....	0
WP0111 (4 pgs) .....	0
WP0112 (4 pgs) .....	0
WP0113 (4 pgs) .....	0
WP0114 (4 pgs) .....	0
WP0115 (4 pgs) .....	0
WP0116 (6 pgs) .....	0
WP0117 (2 pgs) .....	0
WP0118 (2 pgs) .....	0
WP0119 (18 pgs) .....	0
WP0120 (20 pgs) .....	0



HEADQUARTERS DEPARTMENT OF THE ARMY  
WASHINGTON, D.C., 30 JUNE 2009

TECHNICAL MANUAL  
FIELD AND SUSTAINMENT MAINTENANCE  
REPAIR PARTS AND SPECIAL TOOLS LIST  
FOR  
HEAVY EQUIPMENT TRANSPORTER SEMITRAILER, M1000  
NSN 2330-01-303-8832 (EIC: CXU)  
Current as of 30 June 2009

**REPORTING ERRORS AND RECOMMENDING IMPROVEMENTS**

You can help improve this publication. If you find any errors, or if you would like to recommend any improvements to the procedures in this publication, please let us know. The preferred method is to submit your DA Form 2028 (Recommended Changes to Publications and Blank Forms) through the Internet, on the Army Electronic Product Support (AEPS) website. The Internet address is <https://aeeps.ria.army.mil>. The DA Form 2028 is located under the Public Applications section in the AEPS Public Home Page. Fill out the form and click on SUBMIT. Using this form on the AEPS will enable us to respond quicker to your comments and better manage the DA Form 2028 program. You may also mail, e-mail, or fax your comments or DA Form 2028 directly to the U.S. Army TACOM Life Cycle Management Command. The postal mail address is U.S. Army TACOM Life Cycle Management Command, ATTN: AMSTA-LC-LMPP / TECH PUBS, 1 Rock Island Arsenal, Rock Island, IL 61299-7630. The e-mail address is [tacomlcmc.daform2028@us.army.mil](mailto:tacomlcmc.daform2028@us.army.mil). The fax number is DSN 793-0726 or Commercial (309) 782-0726.

\* This manual supersedes TM 9-2330-381-24P dated 30 November 1994.

DISTRIBUTION STATEMENT A - Approved for public release, distribution is unlimited.



## TABLE OF CONTENTS

	<u>WP Sequence No.</u>
CHAPTER 1. PARTS INFORMATION	
INTRODUCTION . . . . .	0001
GROUP 0608 MISCELLANEOUS ITEMS . . . . .	0002
GROUP 0608 MISCELLANEOUS ITEMS . . . . .	0003
GROUP 0608 MISCELLANEOUS ITEMS . . . . .	0004
GROUP 0609 LIGHTS . . . . .	0005
GROUP 0609 LIGHTS . . . . .	0006
GROUP 0609 LIGHTS . . . . .	0007
GROUP 0609 LIGHTS . . . . .	0008
GROUP 0609 LIGHTS . . . . .	0009
GROUP 0609 LIGHTS . . . . .	0010
GROUP 0612 BATTERIES,STORAGE (WET OR DRY) . . . . .	0011
GROUP 0612 BATTERIES, STORAGE (WET OR DRY) . . . . .	0012
GROUP 0613 HULL OR CHASSIS WIRING HARNESS. . . . .	0013
GROUP 0613 HULL OR CHASSIS WIRING HARNESS. . . . .	0014
GROUP 0613 HULL OR CHASSIS WIRING HARNESS. . . . .	0015
GROUP 0613 HULL OR CHASSIS WIRING HARNESS. . . . .	0016
GROUP 0613 HULL OR CHASSIS WIRING HARNESS. . . . .	0017
GROUP 0613 HULL OR CHASSIS WIRING HARNESS. . . . .	0018
GROUP 0613 HULL OR CHASSIS WIRING HARNESS. . . . .	0019
GROUP 1100 REAR AXLE ASSEMBLY. . . . .	0020
GROUP 1202 SERVICE BRAKES . . . . .	0021
GROUP 1202 SERVICE BRAKES . . . . .	0022
GROUP 1206 MECHANICAL BRAKE SYSTEM . . . . .	0023
GROUP 1208 AIR BRAKE SYSTEM . . . . .	0024
GROUP 1208 AIR BRAKE SYSTEM . . . . .	0025
GROUP 1208 AIR BRAKE SYSTEM . . . . .	0026
GROUP 1208 AIR BRAKE SYSTEM . . . . .	0027
GROUP 1208 AIR BRAKE SYSTEM . . . . .	0028
GROUP 1208 AIR BRAKE SYSTEM . . . . .	0029
GROUP 1311 WHEEL ASSEMBLY. . . . .	0030
GROUP 1313 TIRES, TUBES, TIRE CHAINS . . . . .	0031
GROUP 1401 MECHANICAL STEERING GEAR ASSEMBLY . . . . .	0032
GROUP 1401 MECHANICAL STEERING GEAR ASSEMBLY . . . . .	0033
GROUP 1401 MECHANICAL STEERING GEAR ASSEMBLY . . . . .	0034
GROUP 1405 STEERING YOKES . . . . .	0035
GROUP 1405 STEERING YOKES . . . . .	0036
GROUP 1405 STEERING YOKES . . . . .	0037
GROUP 1412 HYDRAULIC OR AIR CYLINDERS . . . . .	0038
GROUP 1501 FRAME ASSEMBLY. . . . .	0039
GROUP 1501 FRAME ASSEMBLY. . . . .	0040
GROUP 1501 FRAME ASSEMBLY. . . . .	0041
GROUP 1501 FRAME ASSEMBLY. . . . .	0042

## TABLE OF CONTENTS – CONTINUED

	<u>WP Sequence No.</u>
GROUP 1501 FRAME ASSEMBLY. . . . .	0043
GROUP 1503 PINTLES AND TOWING ATTACHMENTS . . . . .	0044
GROUP 1503 PINTLES AND TOWING ATTACHMENTS . . . . .	0045
GROUP 1504 SPARE WHEEL CARRIER AND TIRE LOCK . . . . .	0046
GROUP 1504 SPARE WHEEL CARRIER AND TIRE LOCK . . . . .	0047
GROUP 1507 LANDING GEAR AND LEVELING JACKS . . . . .	0048
GROUP 1801 BODY, CAB, HOOD, AND HULL ASSEMBLIES. . . . .	0049
GROUP 1801 BODY, CAB, HOOD, AND HULL ASSEMBLIES. . . . .	0050
GROUP 1802 FENDERS, RUNNING BOARDS WITH MOUNTING AND ATTACHING PARTS, OUTRIGGERS, WINDSHIELD, GLASS, ETC. . . . .	0051
GROUP 1808 STOWAGE RACKS, BOXES, STRAPS, CARRYING CASES, CABLE REELS, HOSE REELS, ETC. . . . .	0052
GROUP 2001 HOIST, CAPSTAN, WINDLASS, CRANE, OR WINCH ASSEMBLY . . . . .	0053
GROUP 2007 CHAIN HOIST ASSEMBLY. . . . .	0054
GROUP 2007 CHAIN HOIST ASSEMBLY. . . . .	0055
GROUP 2202 ACCESSORY ITEMS . . . . .	0056
GROUP 2210 DATA PLATES AND INSTRUCTIONAL HOLDERS . . . . .	0057
GROUP 2210 DATA PLATES AND INSTRUCTIONAL HOLDERS . . . . .	0058
GROUP 2210 DATA PLATES AND INSTRUCTIONAL HOLDERS . . . . .	0059
GROUP 2401 PUMP AND MOTOR. . . . .	0060
GROUP 2402 MANIFOLD AND/OR CONTROL VALVES . . . . .	0061
GROUP 2402 MANIFOLD AND/OR CONTROL VALVES . . . . .	0062
GROUP 2402 MANIFOLD AND/OR CONTROL VALVES . . . . .	0063
GROUP 2402 MANIFOLD AND/OR CONTROL VALVES . . . . .	0064
GROUP 2403 MANIFOLD AND/OR CONTROL VALVES . . . . .	0065
GROUP 2403 HYDRAULIC CONTROLS AND/OR MANUAL CONTROLS . . . . .	0066
GROUP 2403 HYDRAULIC CONTROLS AND/OR MANUAL CONTROLS . . . . .	0067
GROUP 2403 HYDRAULIC CONTROLS AND/OR MANUAL CONTROLS. . . . .	0068
GROUP 2406 STRAINERS, FILTERS, LINES, FITTINGS, ETC. . . . .	0069
GROUP 2406 STRAINERS, FILTERS, LINES, FITTINGS, ETC. . . . .	0070
GROUP 2406 STRAINERS, FILTERS, LINES, FITTINGS, ETC. . . . .	0071
GROUP 2406 STRAINERS, FILTERS, LINES, FITTINGS, ETC. . . . .	0072
GROUP 2406 STRAINERS, FILTERS, LINES, FITTINGS, ETC. . . . .	0073
GROUP 2406 STRAINERS, FILTERS, LINES, FITTINGS, ETC. . . . .	0074
GROUP 2406 STRAINERS, FILTERS, LINES, FITTINGS, ETC. . . . .	0075
GROUP 2406 STRAINERS, FILTERS, LINES, FITTINGS, ETC. . . . .	0076
GROUP 2406 STRAINERS, FILTERS, LINES, FITTINGS, ETC. . . . .	0077
GROUP 2406 STRAINERS, FILTERS, LINES, FITTINGS, ETC. . . . .	0078
GROUP 2406 STRAINERS, FILTERS, LINES, FITTINGS, ETC. . . . .	0079
GROUP 2406 STRAINERS, FILTERS, LINES, FITTINGS, ETC. . . . .	0080
GROUP 2406 STRAINERS, FILTERS, LINES, FITTINGS, ETC. . . . .	0081
GROUP 2406 STRAINERS, FILTERS, LINES, FITTINGS, ETC. . . . .	0082

## TABLE OF CONTENTS – CONTINUED

	<u>WP Sequence No.</u>
GROUP 2406 STRAINERS, FILTERS, LINES, FITTINGS, ETC. . . . .	0083
GROUP 2406 STRAINERS, FILTERS, LINES, FITTINGS, ETC. . . . .	0084
GROUP 2406 STRAINERS, FILTERS, LINES, FITTINGS, ETC. . . . .	0085
GROUP 2406 STRAINERS, FILTERS, LINES, FITTINGS, ETC. . . . .	0086
GROUP 2406 STRAINERS, FILTERS, LINES, FITTINGS, ETC. . . . .	0087
GROUP 2406 STRAINERS, FILTERS, LINES, FITTINGS, ETC. . . . .	0088
GROUP 2407 HYDRAULIC CYLINDERS . . . . .	0089
GROUP 2407 HYDRAULIC CYLINDERS . . . . .	0090
GROUP 2408 LIQUID TANKS OR RESERVOIRS . . . . .	0091
GROUP 2408 LIQUID TANKS OR RESERVOIRS . . . . .	0092
GROUP 2901 GENERATOR AND ENGINE ASSEMBLY . . . . .	0093
GROUP 2911 CRANKCASE, CYLINDER SLEEVE, CYLINDER HEAD, AND BLOCK . . . . .	0094
GROUP 2913 FLYWHEEL ASSEMBLY . . . . .	0095
GROUP 2915 VALVES, CAMSHAFT, AND TIMING SYSTEM . . . . .	0096
GROUP 2916 ENGINE LUBRICATION SYSTEM. . . . .	0097
GROUP 2922 ENGINE CARBURETOR. . . . .	0098
GROUP 2932 ENGINE FUEL PUMP . . . . .	0099
GROUP 2933 ENGINE AIR CLEANER . . . . .	0100
GROUP 2935 ENGINE FUEL TANK . . . . .	0101
GROUP 2937 ENGINE FUEL FILTER . . . . .	0102
GROUP 2937 ENGINE FUEL FILTER . . . . .	0103
GROUP 2938 ENGINE PRIMING SYSTEM, LINES, AND PUMPS . . . . .	0104
GROUP 2939 ENGINE THROTTLE AND CHOKE CONTROLS . . . . .	0105
GROUP 2939 ENGINE THROTTLE AND CHOKE CONTROLS . . . . .	0106
GROUP 2939 ENGINE THROTTLE AND CHOKE CONTROLS . . . . .	0107
GROUP 2941 ENGINE MUFFLER, EXHAUST, AND TAIL PIPES . . . . .	0108
GROUP 2951 ENGINE RADIATOR, SHELL, CORE, AND EXPANSION TANK . . . . .	0109
GROUP 2955 ENGINE FAN, FAN DRIVE, FAN BELTS, AND FAN . . . . .	0110
GROUP 2963 STARTER, SOLENOIDS, CIRCUIT BREAKERS, WIRING, AND SWITCHES . . . . .	0111
GROUP 2963 STARTER, SOLENOIDS, CIRCUIT BREAKERS, WIRING, AND SWITCHES . . . . .	0112
GROUP 2604 SPECIAL TOOLS (REPAIR PARTS). . . . .	0113
GROUP 2604 SPECIAL TOOLS (REPAIR PARTS). . . . .	0114
GROUP 2604 SPECIAL TOOLS (REPAIR PARTS). . . . .	0115
GROUP 2604 SPECIAL TOOLS (REPAIR PARTS). . . . .	0116
KITS . . . . .	0117
BULK ITEMS. . . . .	0118
NATIONAL STOCK NUMBER (NSN) INDEX . . . . .	0119
PART NUMBER INDEX. . . . .	0120



**CHAPTER 1**  
**REPAIR PARTS AND SPECIAL TOOLS LIST**  
**FOR**  
**HEAVY EQUIPMENT TRANSPORTER SEMITRAILER**





## FIELD MAINTENANCE

### INTRODUCTION

#### SCOPE

This Repair Parts and Special Tools List (RPSTL) lists and authorizes spares and repair parts; special tools; special test, measurement, and diagnostic equipment (TMDE); and other special support equipment required for performance of field and sustainment maintenance of the Heavy Equipment Transporter (HET) Semitrailer. It authorizes the requisitioning, issue, and disposition of spares, repair parts, and special tools as indicated by the source, maintenance, and recoverability (SMR) codes.

#### GENERAL

In addition to the Introduction work package, this RPSTL is divided into the following work packages.

1. **Repair Parts List Work Packages.** Work packages containing lists of spares and repair parts authorized by this RPSTL for use in the performance of maintenance. These work packages also include parts which must be removed for replacement of the authorized parts. Parts lists are composed of functional groups in ascending alphanumeric sequence, with the parts in each group listed in ascending figure and item number sequence. Sending units, brackets, filters, and bolts are listed with the component they mount on. Bulk materials are listed by item name in FIG. BULK at the end of the work packages. Repair parts kits are listed in a separate work package. Repair parts for repairable special tools are also listed in a separate work package. Items listed are shown on the associated illustrations.
2. **Special Tools List Work Packages.** Work packages containing lists of special tools, special TMDE, and special support equipment authorized by this RPSTL (as indicated by Basis of Issue (BOI) information in the DESCRIPTION AND USABLE ON CODE (UOC) column). Tools that are components of common tool sets and/or Class VII are not listed.
3. **Cross-Reference Indexes Work Packages.** There are two cross-reference indexes work packages in this RPSTL: the National Stock Number (NSN) Index work package and the Part Number (P/N) Index work package. The National Stock Number Index work package refers you to the figure and item number. The Part Number Index work package refers you to the figure and item number.

#### EXPLANATION OF COLUMNS IN THE REPAIR PARTS LIST AND SPECIAL TOOLS LIST WORK PACKAGES

ITEM NO. (Column (1)). Indicates the number used to identify items called out in the illustration.

SMR CODE (Column (2)). The SMR code contains supply/requisitioning information, maintenance level authorization criteria, and disposition instruction, as shown in the following breakout. This entry may be subdivided into four subentries, one for each service.

**Table 1. SMR Code Explanation.**

<b>Source Code XX</b>	<b>Maintenance Code XX</b>	<b>Recoverability Code X</b>
1st two positions: How to get an item.	3rd position: Who can install, replace, or use the item.	4th position: Who can do complete repair* on the item.
		5th position: Who determines disposition action on unserviceable items.

\*Complete Repair: Maintenance capacity, capability, and authority to perform all corrective maintenance tasks of the "Repair" function in a use/user environment in order to restore serviceability to a failed item.

Source Code. The source code tells you how to get an item needed for maintenance, repair, or overhaul of an end item/equipment. Explanations of source codes follow.

Source CodeApplication/Explanation**NOTE**

PA

PB

PC

PD

PE

PF

PG

PH

PR

PZ

KD

KF

KB

MF-Made at field

MH-Made at below depot/sustainment level

ML-Made at SRA

MD-Made at depot

MG-Navy only

AF-Assembled by field

AH-Assembled by below depot sustainment level

AL-Assembled by SRA

AD-Assembled by depot

AG-Navy only

XA

XB

XC

XD

Items coded PC are subject to deterioration.

Stock items; use the applicable NSN to requisition/request items with these source codes. They are authorized to the level indicated by the code entered in the third position of the SMR code.

Items with these codes are not to be requested/requisitioned individually. They are part of a kit which is authorized to the maintenance level indicated in the third position of the SMR code. The complete kit must be requisitioned and applied.

Items with these codes are not to be requisitioned/requested individually. They must be made from bulk material which is identified by the part number in the DESCRIPTION AND USABLE ON CODE (UOC) column and listed in the bulk material group work package of the RPSTL. If the item is authorized to you by the third position code of the SMR code, but the source code indicates it is made at a higher level, order the item from the higher level of maintenance.

Items with these codes are not to be requested/requisitioned individually. The parts that make up the assembled item must be requisitioned or fabricated and assembled at the level of maintenance indicated by the source code. If the third position of the SMR code authorizes you to replace the item, but the source code indicates the item is assembled at a higher level, order the item from the higher level of maintenance.

Do not requisition an "XA" coded item. Order the next higher assembly. (Refer to NOTE below.)

If an item is not available from salvage, order it using the CAGEC and part number.

Installation drawings, diagrams, instruction sheets, field service drawings; identified by manufacturer's part number.

Item is not stocked. Order an XD-coded item through local purchase or normal supply channels using the CAGEC and part number given, if no NSN is available.

**NOTE**

Cannibalization or controlled exchange, when authorized, may be used as a source of supply for items with the above source codes except for those items source coded "XA" or those aircraft support items restricted by requirements of AR 750-1.

Maintenance Code. Maintenance codes tell you the level(s) of maintenance authorized to use and repair support items. The maintenance codes are entered in the third and fourth positions of the SMR code as follows:

Third Position. The maintenance code entered in the third position tells you the lowest maintenance level authorized to remove, replace, and use an item. The maintenance code entered in the third position will indicate authorization to the following levels of maintenance:

<b><u>Maintenance Code</u></b>	<b><u>Application/Explanation</u></b>
F-	Field maintenance can remove, replace, and use the item.
H-	Below Depot Sustainment maintenance can remove, replace, and use the item.
L-	Specialized repair activity can remove, replace, and use the item.
G-	Afloat and ashore intermediate maintenance can remove, replace, and use the item (Navy only).
K-	Contractor facility can remove, replace, and use the item.
Z-	Item is not authorized to be removed, replaced, or used at any maintenance level.
D-	Depot can remove, replace, and use the item.

\*NOTE - Army may use C in the third position. However, for joint service publications, Army will use F.

Fourth Position. The maintenance code entered in the fourth position tells you whether or not the item is to be repaired and identifies the lowest maintenance level with the capability to do complete repair (perform all authorized repair functions).

**NOTE**

Some limited repair may be done on the item at a lower level of maintenance, if authorized by the Maintenance Allocation Chart (MAC) and SMR codes.

<b><u>Maintenance Code</u></b>	<b><u>Application/Explanation</u></b>
F-	Field is the lowest level that can do complete repair of the item.
H-	Below Depot Sustainment is the lowest level that can do complete repair of the item.
L-	Specialized repair activity (enter specialized repair activity or TASMG designator) is the lowest level that can do complete repair of the item.
D-	Depot is the lowest level that can do complete repair of the item.
G-	Both afloat and ashore intermediate levels are capable of complete repair of the item (Navy only).
K-	Complete repair is done at contractor facility.
Z-	Nonreparable. No repair is authorized.
B-	No repair is authorized. No parts or special tools are authorized for maintenance of "B" coded item. However, the item may be reconditioned by adjusting, lubricating, etc., at the user level.

Recoverability Code. Recoverability codes are assigned to items to indicate the disposition action on unserviceable items. The recoverability code is shown in the fifth position of the SMR code as follows:

<u>Recoverability Code</u>	<u>Application/Explanation</u>
Z-	Nonreparable item. When unserviceable, condemn and dispose of the item at the level of maintenance shown in the third position of the SMR code.
F-	Reparable item. When uneconomically reparable, condemn and dispose of the item at the field level.
H-	Reparable item. When uneconomically reparable, condemn and dispose of the item at the below depot sustainment level.
D-	Reparable item. When beyond lower level repair capability, return the item to depot. Condemnation and disposal of the item are not authorized below depot level.
L-	Reparable item. Condemnation and disposal are not authorized below Specialized Repair Activity (SRA).
A-	Item requires special handling or condemnation procedures because of specific reasons (such as precious metal content, high dollar value, critical material, or hazardous material). Refer to appropriate manuals/directives for specific instructions.
G-	Field level reparable item. Condemnation and disposal to be performed at either afloat or ashore intermediate levels (Navy only).
K-	Reparable item. Condemnation and disposal to be performed at contractor facility.

NSN (Column (3)). The NSN for the item is listed in this column.

CAGEC (Column (4)). The Commercial and Government Entity Code (CAGEC) is a five-digit code which is used to identify the manufacturer, distributor, or Government agency/activity that supplies the item.

PART NUMBER (Column (5)). Indicates the primary number used by the manufacturer (individual, company, firm, corporation, or Government activity), which controls the design and characteristics of the item by means of its engineering drawings, specifications, standards, and inspection requirements to identify an item or range of items.

### NOTE

When you use an NSN to requisition an item, the item you receive may have a different part number than the number listed.

DESCRIPTION AND USABLE ON CODE (UOC) (Column (6)). This column includes the following information:

1. The federal item name, and when required, a minimum description to identify the item.
2. Part numbers of bulk materials are referenced in this column in the line entry to be manufactured or fabricated.
3. Hardness Critical Item (HCI). A support item that provides the equipment with special protection from electromagnetic pulse (EMP) damage during a nuclear attack.
4. The statement END OF FIGURE appears just below the last item description in Column 6 for a given figure in both the repair parts list and special tools list work packages.

QTY (Column (7)). The QTY (quantity per figure) column indicates the quantity of the item used in the breakout shown on the illustration/figure, which is prepared for a functional group, subfunctional group, or an assembly. A "V" appearing in this column instead of a quantity indicates that the quantity is variable and quantity may change from application to application.

## EXPLANATION OF CROSS-REFERENCE INDEXES WORK PACKAGES FORMAT AND COLUMNS

1. National Stock Number (NSN) Index Work Package. NSNs in this index are listed in National Item Identification Number (NIIN) sequence.  
 STOCK NUMBER Column. This column lists the NSN in NIIN sequence. The NIIN consists of the last nine digits of the NSN. When using this column to locate an item, ignore the first four digits of the NSN. However, the complete NSN should be used when ordering items by stock number. For example, if the NSN is 5385-01-574-1476, the NIIN is 01-574-1476.  
 FIG. Column. This column lists the number of the figure where the item is identified/located. The figures are in numerical order in the repair parts list and special tools list work packages.  
 ITEM Column. The item number identifies the item associated with the figure listed in the adjacent FIG. column. This item is also identified by the NSN listed on the same line.
2. Part Number (P/N) Index Work Package. Part numbers in this index are listed in ascending alphanumeric sequence (vertical arrangement of letter and number combinations which places the first letter or digit of each group in order A through Z, followed by the numbers 0 through 9 and each following letter or digit in like order).  
 PART NUMBER Column. Indicates the part number assigned to the item.  
 FIG. Column. This column lists the number of the figure where the item is identified/located in the repair parts list and special tools list work packages.  
 ITEM Column. The item number is the number assigned to the item as it appears in the "figure referenced in the adjacent figure number column."
3. FIG. Column. This column lists the number of the figure where the item is identified/located in the repair parts list or special tools list work package.
4. ITEM Column. The item number is the number assigned to the item as it appears in the figure referenced in the adjacent figure number column.

## SPECIAL INFORMATION

UOC. There are no Usable On Codes (UOC) in the Heavy Equipment Transporter (HET) Semitrailer RPSTL.

Fabrication Instructions. Bulk materials required to manufacture items are listed in the bulk material functional group of this RPSTL. Part numbers for bulk material are also referenced in the Description Column of the line item entry for the item to be manufactured/fabricated. Detailed fabrication instructions for items source coded to be manufactured or fabricated are found in TM 9-2330-381-13.

Index Numbers. Items which have the word BULK in the figure column will have an index number shown in the item number column. This index number is a cross-reference between the NSN/Part Number (P/N) Index work packages and the bulk material list in the repair parts list work package.

Illustrations List. The illustrations in this RPSTL contain field and sustainment authorized items. Illustrations published in TM 9-2330-381-13 that contain field authorized items also appear in this RPSTL. Illustrations published in the NMWR that contain sustainment authorized items also appear in this RPSTL.

**HOW TO LOCATE REPAIR PARTS****1. When NSNs or Part Numbers Are Not Known.**

First. Using the table of contents, determine the assembly group to which the item belongs. This is necessary since figures are prepared for assembly groups and subassembly groups, and lists are divided into the same groups.

Second. Find the figure covering the functional group or the subfunctional group to which the item belongs.

Third. Identify the item on the figure and note the number(s).

Fourth. Look in the repair parts list work packages for the figure and item numbers. The NSNs and part numbers are on the same line as the associated item numbers.

**2. When NSN Is Known.**

First. If you have the NSN, look in the STOCK NUMBER column of the NSN index work package. The NSN is arranged in NIIN sequence. Note the figure and item number next to the NSN.

Second. Turn to the figure and locate the item number. Verify that the item is the one you are looking for.

**3. When Part Number Is Known.**

First. If you have the part number and not the NSN, look in the PART NUMBER column of the part number index work package. Identify the figure and item number.

Second. Look up the item on the figure in the applicable repair parts list work package.

**END OF WORK PACKAGE**

---

FIELD MAINTENANCE

GROUP 0608 MISCELLANEOUS ITEMS

---





(1) ITEM NO.	(2) SMR CODE	(3) NSN	(4) CAGEC	(5) PART NUMBER	(6) DESCRIPTION AND USABLE ON CODE (UOC)	(7) QTY
					GROUP 0608	
					FIGURE 1. GOOSENECK COMPONENT ASSEMBLY (USED ON ALL SERIAL NUMBERS EXCEPT S001 THRU S203)	
1	PAFFF	5999-01-331-3529	98255	SW30567	ELECTRONIC COMPONEN (USED ON ALL S/N'S EXCEPT S001 THRU S203)	1
2	PAFZZ	5940-01-330-6683	98255	SW28829-1	.MARKER STRIP,TERMIN	1
3	PAFZZ	5940-00-143-4780	81343	MS25036-108	.TERMINAL,LUG	4
4	PAFZZ	5961-01-044-9445	1MQ07	MR756	.SEMICONDUCTOR DEVIC	2
5	PAFZZ	5310-00-208-9255	80205	MS21044C3	.NUT,SELF-LOCKING,HE	8
6	PAFZZ	5940-00-983-6107	58536	AA59125/0339TB12	.TERMINAL BOARD	1
7	PAFZZ	5940-00-143-4794	81343	MS25036-112	.TERMINAL,LUG	7
8	MFFZZ		98255	SW28895-10	.WIRE,ELECTRICAL MAKE FROM WIRE P/N M16878/2BIA91 (9 INCHES)	2
9	MFFZZ		98255	SW28895-2	.WIRE,ELECTRICAL MAKE FROM WIRE P/N M16878/2BIE90 (9 INCHES)	1
10	MFFZZ		98255	SW28895-3	.WIRE,ELECTRICAL MAKE FROM WIRE P/N M16878/2BLA95 (9 INCHES)	1
11	MFFZZ		98255	SW28895-4	.WIRE,ELECTRICAL MAKE FROM WIRE P/N M16878/2BLA94 (9 INCHES)	1
12	PAFZZ	5310-00-081-8087	80205	MS21044N06	.NUT,SELF-LOCKING,HE	4
13	PAFZZ	5905-00-044-4151	81349	RE80G2R00	.RESISTOR,FIXED,WIRE	1
14	PAFZZ	5940-00-143-4777	81343	AS25036-157	.TERMINAL,LUG	1
15	PAFZZ	5940-00-983-6102	81349	39TB7	.TERMINAL BOARD	1
16	PAFZZ	5940-01-417-3449	98255	SW28829-2	.MARKER STRIP,TERMIN	1
17	PAFZZ	5905-01-418-5585	98255	SW30571	.RESISTOR,VARIABLE,N	2
18	PAFZZ	5310-00-088-0551	80205	MS21044N04	.NUT,SELF-LOCKING,HE	4
19	PAFZZ	5305-00-995-3444	80205	MS35207-266	.SCREW,MACHINE	8
20	PAFZZ	5975-01-334-4817	98255	SW30568	.JUNCTION BOX	1
21	PAFZZ	5305-00-984-4976	80205	MS35206-219	.SCREW,MACHINE	4
22	PAFZZ	5305-00-984-4992	80205	MS35206-232	.SCREW,MACHINE	4
23	PBFZZ	6150-01-326-7063	98255	SW28891	.WIRING HARNESS,BRAN	1
24	PAFZZ	5935-00-773-1428	19207	7731428	.COVER,ELECTRICAL CO	1
25	PAFZZ	5305-00-068-0508	80204	B1821BH025C075N	.SCREW,CAP,HEXAGON H	6
26	PBFZZ	6150-01-326-7064	98255	SW28892	.WIRING HARNESS,BRAN	1
27	PAFZZ	5310-00-929-1807	81349	M45913/1-4CS3	.NUT, SELF-LOCKING, HE	6
28	PAFZZ	5305-01-289-5000	96906	MS51871-13	SCREW, TAPPING	6
29	PAFZZ	5310-00-637-9541	00198	132661	WASHER, LOCK	6

END OF FIGURE

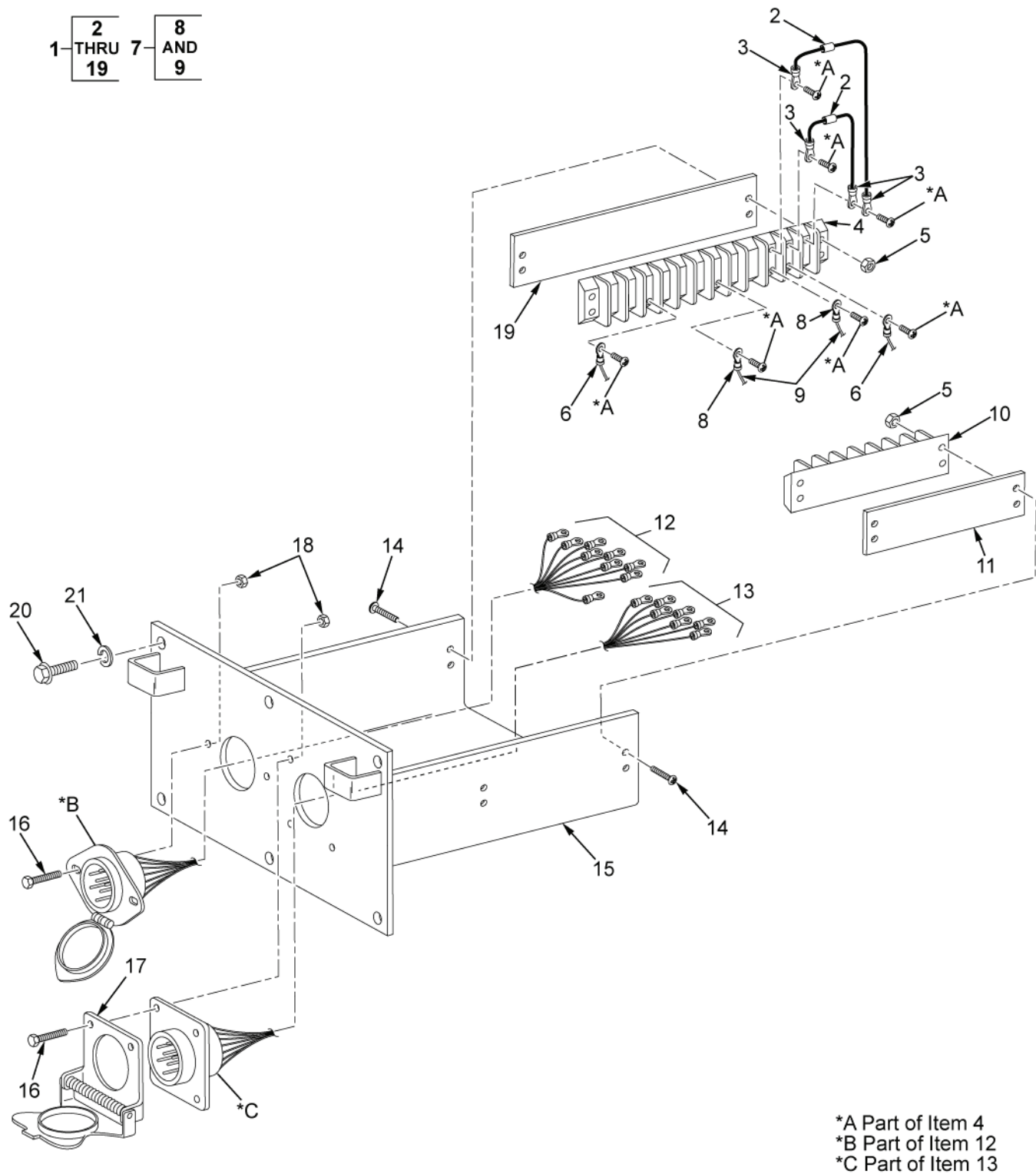


---

FIELD MAINTENANCE

GROUP 0608 MISCELLANEOUS ITEMS

---



(1) ITEM NO.	(2) SMR CODE	(3) NSN	(4) CAGEC	(5) PART NUMBER	(6) DESCRIPTION AND USABLE ON CODE (UOC)	(7) QTY
					GROUP 0608	
					FIGURE 2. GOOSENECK COMPONENT ASSEMBLY - SERIAL NUMBERS S001 THRU S203	
1	PAFFF	5998-01-500-5172	98255	SW34740-301	ELECTRONIC COMPONEN (USED ON S/N'S S2001 THRU S203)	1
2	PAFZZ	5961-01-044-9445	1MQ07	MR756	.SEMICONDUCTOR DEVIC	2
3	PAFZZ	5940-00-143-4780	81343	MS25036-108	.TERMINAL,LUG	4
4	PAFZZ	5940-00-983-6107	58536	AA59125/0339TB12	.TERMINAL BOARD	1
5	PAFZZ	5310-00-208-9255	80205	MS21044C3	.NUT,SELF-LOCKING,HE	8
6	PAFZZ	6150-01-541-6245	98255	SW34733-301	.LEAD,ELECTRICAL	2
7	XAFZZ		98255	SW32253-11	.LEAD,ELECTRICAL	1
8	PAFZZ	5940-00-143-4794	81343	MS25036-112	..TERMINAL,LUG	2
9	MFFZZ		98255	SW28895-2	..WIRE,ELECTRICAL MAKE FROM P/N M16878/2BLE90	1
10	PAFZZ	5940-00-983-6102	81349	39TB7	.TERMINAL BOARD	1
11	PAFZZ	5940-01-330-6683	98255	SW28829-1	.MARKER STRIP,TERMIN	1
12	PBFZZ	6150-01-326-7064	98255	SW28892	.WIRING HARNESS,BRAN	1
13	PBFZZ	6150-01-541-4193	98255	SW34736-301	.WIRING HARNESS,BRAN	1
14	PAFZZ	5305-00-995-3444	80205	MS35207-266	.SCREW,MACHINE	8
15	PAFZZ	5975-01-334-4817	98255	SW30568	.JUNCTION BOX	1
16	XAFZZ		00365	F98	.SCREW,CAP,HEXAGON H	6
17	PAFZZ	5935-00-773-1428	19207	7731428	.COVER,ELECTRICAL CO	1
18	PAFZZ	5310-00-929-1807	81349	M45913/1-4CS3	.NUT,SELF-LOCKING,HE	6
19	PAFZZ	5940-01-417-3449	98255	SW28829-2	.MARKER STRIP,TERMIN	1
20	PAFZZ	5305-01-289-5000	96906	MS51871-13	SCREW,TAPPING	6
21	PAFZZ	5310-00-637-9541	65035	P49866-11	WASHER,LOCK	6

END OF FIGURE

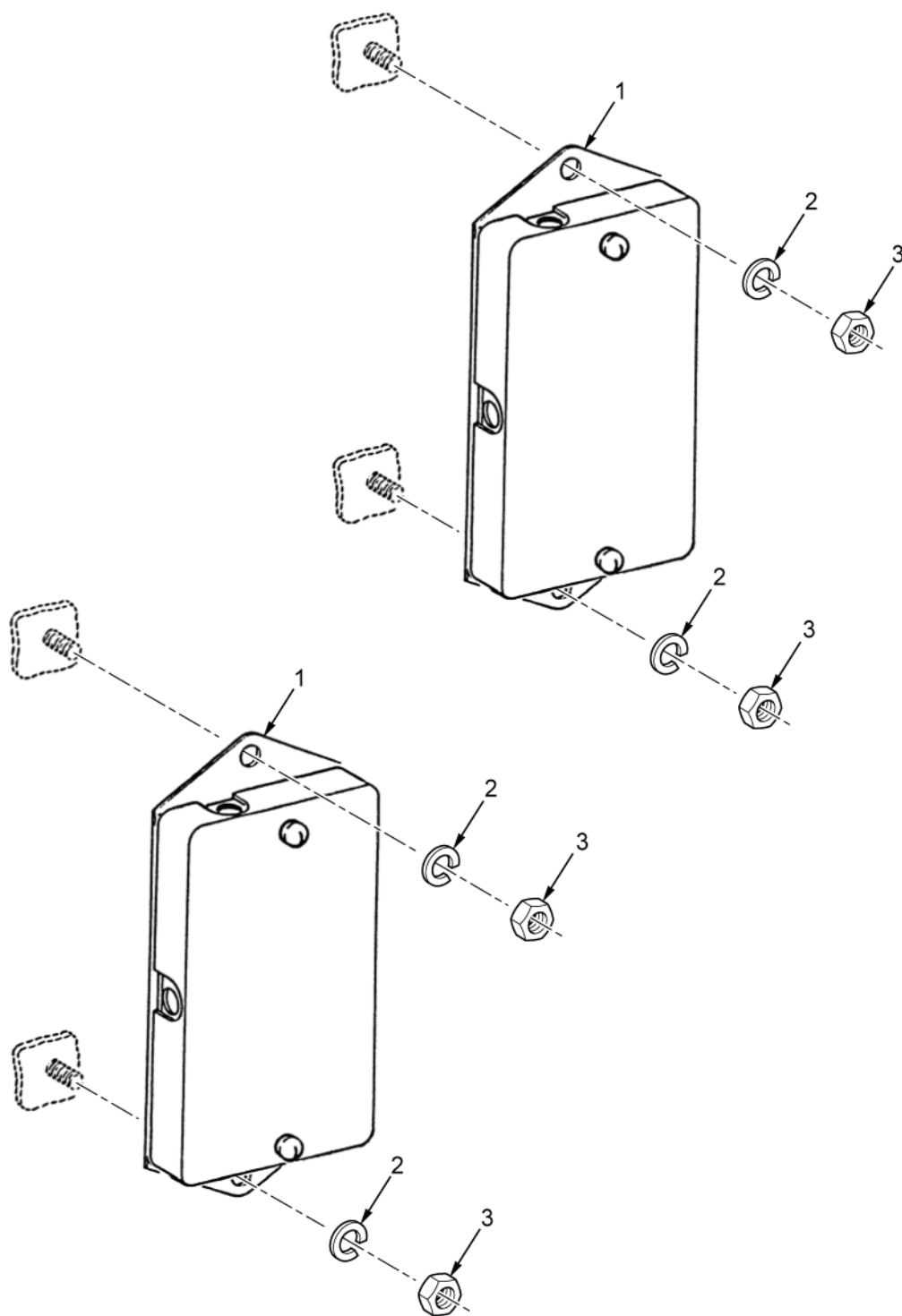


---

FIELD MAINTENANCE

GROUP 0608 MISCELLANEOUS ITEMS

---



HETP204

Figure 3. Junction Boxes.



(1) ITEM NO.	(2) SMR CODE	(3) NSN	(4) CAGEC	(5) PART NUMBER	(6) DESCRIPTION AND USABLE ON CODE (UOC)	(7) QTY
					GROUP      FIGURE 3. JUNCTION BOXES 0608	
1	PAFZZ	5940-01-115-8272	06721	300634AG	TERMINAL BOX	2
2	PAFZZ	5310-00-582-5965	80205	MS35338-44	WASHER,LOCK	4
3	PAFZZ	5310-00-761-6882	96906	MS51967-2	NUT,PLAIN,HEXAGON	4
END OF FIGURE						

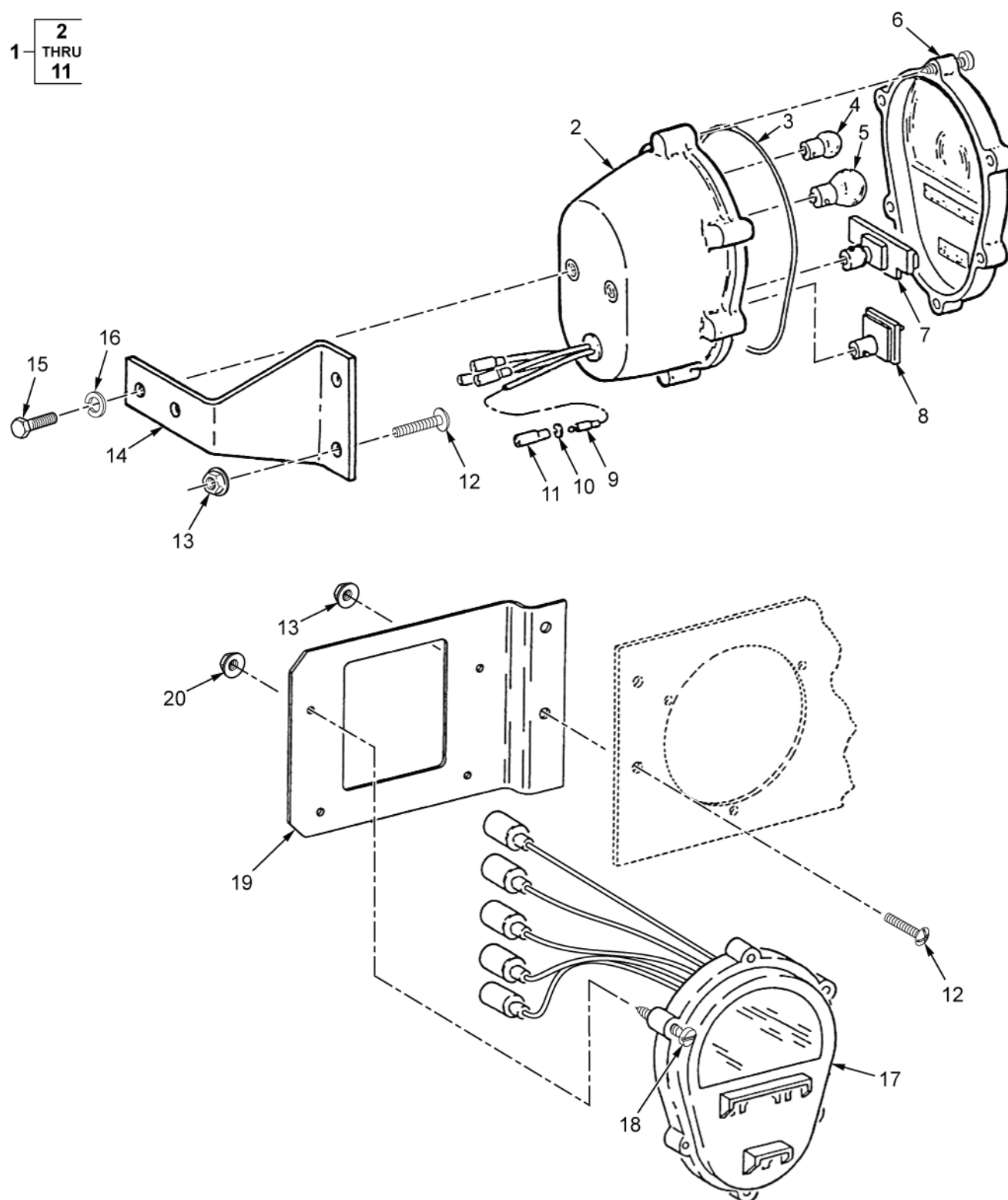


---

FIELD MAINTENANCE

GROUP 0609 LIGHTS

---



HETP205

Figure 4. Composite Marker Light.

(1) ITEM NO.	(2) SMR CODE	(3) NSN	(4) CAGEC	(5) PART NUMBER	(6) DESCRIPTION AND USABLE ON CODE (UOC)	(7) QTY
					GROUP 0609	
					FIGURE 4. COMPOSITE MARKER LIGHT	
1	PAFFF	6220-01-472-6699	98255	SW34696-301	STOPLIGHT-TAILLIGH (USED ON ALL S/N EXCEPT S001 THRU S203)	2
2	PAFZZ	6220-01-067-4717	19207	11639520	.HOUSING,LIGHT	1
3	PAFZZ	5331-00-462-0907	19207	11639519-2	.O-RING	1
4	PAFZZ	6240-00-143-3159	58536	AA52463-A05	.LAMP,INCANDESCENT (WHITE)	1
5	PAFZZ	6240-00-617-0991	58536	AA52463-B13	.LAMP,INCANDESCENT	1
6	PAFZZ	6220-00-179-4324	19207	11639535	.LENS,LIGHT	1
7	PAFZZ	6220-01-284-2709	19207	12360850-1	.LIGHT,MARKER,CLEARA	1
8	PAFZZ	6220-01-297-3217	19207	12360870-2	.STOP LIGHT,VEHICULA	1
9	PAFZZ	5999-00-057-2929	54572	92495762	.CONTACT,ELECTRICAL	4
10	PAFZZ	5310-00-833-8567	19207	8338567	.WASHER,SLOTTED	4
11	PAFZZ	5935-00-572-9180	19207	8338566	.SHELL,ELECTRICAL CO	2
12	PAFZZ	5305-00-988-1725	80205	MS35206-281	SCREW,MACHINE	4
13	PAFZZ	5310-00-088-1251	81349	M45913/1-4CG5C	NUT,SELF-LOCKING,HE	2
14	PAFZZ	5340-01-352-8408	98255	SW30208-1	BRACKET,MOUNTING (CURBSIDE)	1
14	PAFZZ	5340-01-352-8407	98255	SW30208-2	BRACKET,MOUNTING (STREETSIDE)	1
15	PAFZZ	5305-00-632-2777	80205	MS35307-358	SCREW,CAP,HEXAGON H	2
16	PAFZZ	5310-00-180-0277	80205	MS35333-76	WASHER,LOCK	2
17	PAFZZ	6220-01-482-9850	13548	07240	STOP LIGHT,VEHICULA (USED ON ALL S/N'S S001 THRU S203)	2
18	PAFZZ	5305-00-993-1851	80205	MS35207-267	SCREW,MACHINE	8
19	PAFZZ	6220-01-542-1319	98255	SW34729-1	BRACKET,LIGHT RETEN (STREETSIDE)	1
19	PAFZZ	6220-01-541-6015	98255	SW34729-2	BRACKET,LIGHT RETEN (CURBSIDE)	1
20	PAFZZ	5310-00-926-1835	80205	MS21083-C3	NUT,SELF-LOCKING,HE	8

END OF FIGURE

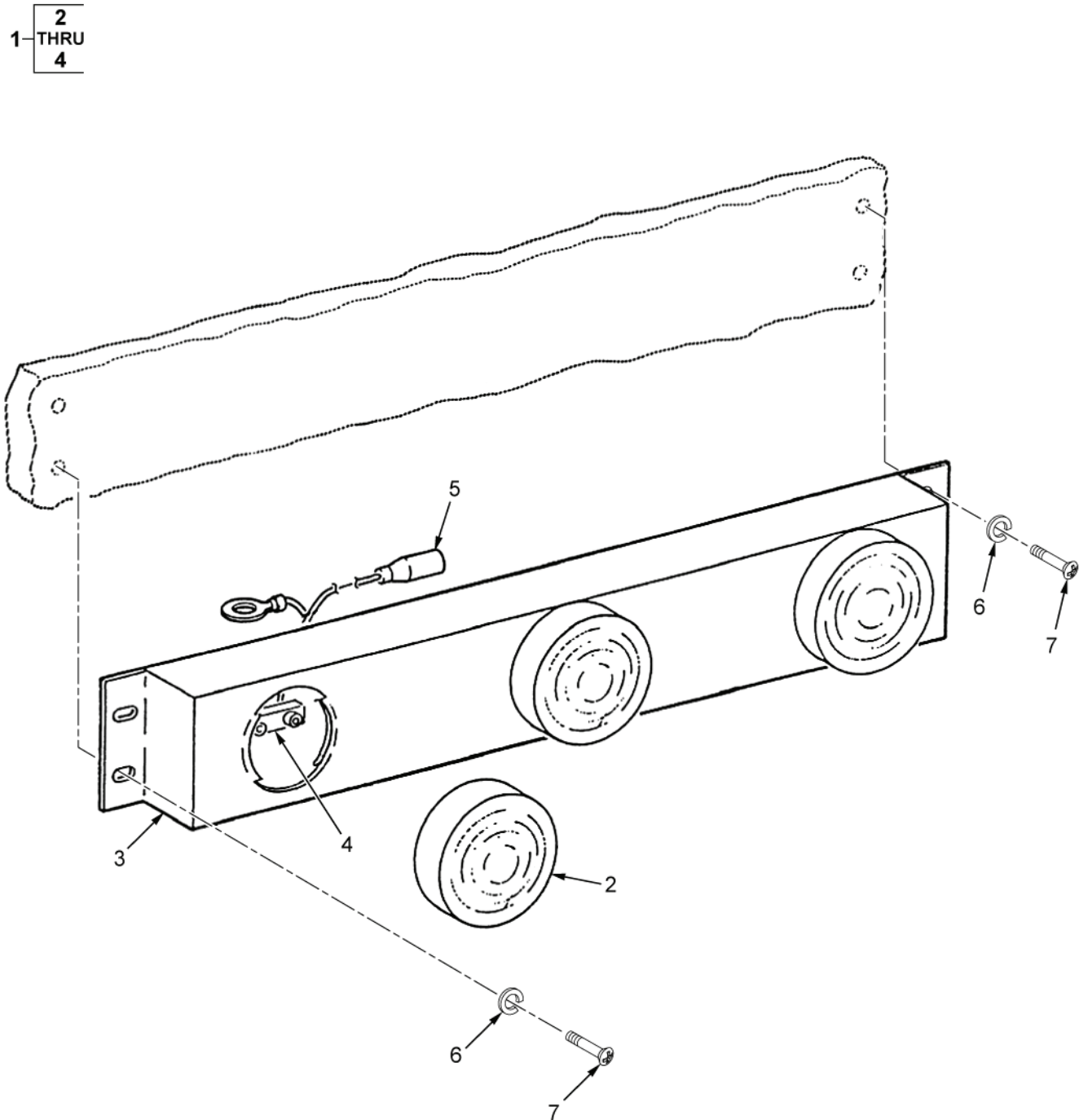


---

FIELD MAINTENANCE

GROUP 0609 LIGHTS

---



HETP206

Figure 5. Bar Light Assembly.



(1) ITEM NO.	(2) SMR CODE	(3) NSN	(4) CAGEC	(5) PART NUMBER	(6) DESCRIPTION AND USABLE ON CODE (UOC)	(7) QTY
					GROUP 0609	
					FIGURE 5. BAR LIGHT ASSEMBLY	
1	PAFFF	6220-01-541-6214	98255	SW34742-301	LIGHT ASSEMBLY,INDI (USED ON S/N'S S001 THRU S203)	1
1	PAFFF	6220-01-301-5411	13548	10744R	LAMP UNIT,VEHICULAR (USED ON ALL S/N'S EXCEPT S001 THRU S203)	1
2	PAFZZ	6220-01-482-5444	13548	30255R	.LAMP UNIT,VEHICULAR (RED) (USED ON SW34742-301)	3
2	PAFZZ	6220-01-095-0011	13548	10004R	.LIGHT,MARKER,CLEARA (USED ON 10744R)	3
3	PAFZZ	6220-01-417-3450	13548	3025	.BRACKET,LIGHT RETEN	1
4	PAFZZ	6150-01-541-6806	13548	93701	.WIRING HARNESS,BRAN (USED ON SW34742-301)	1
4	PAFZZ	5995-01-096-0733	13548	93906	.LEAD ASSEMBLY,ELECT (USED ON 10744R)	3
5	PAFZZ	5935-00-115-2306	96906	MS27142-3	CONNECTOR,PLUG,ELEC	1
6	PAFZZ	5310-00-543-5933	80205	MS35333-73	WASHER,LOCK	4
7	PAFZZ	5305-00-050-9229	96906	MS51957-63	SCREW,MACHINE	4

END OF FIGURE

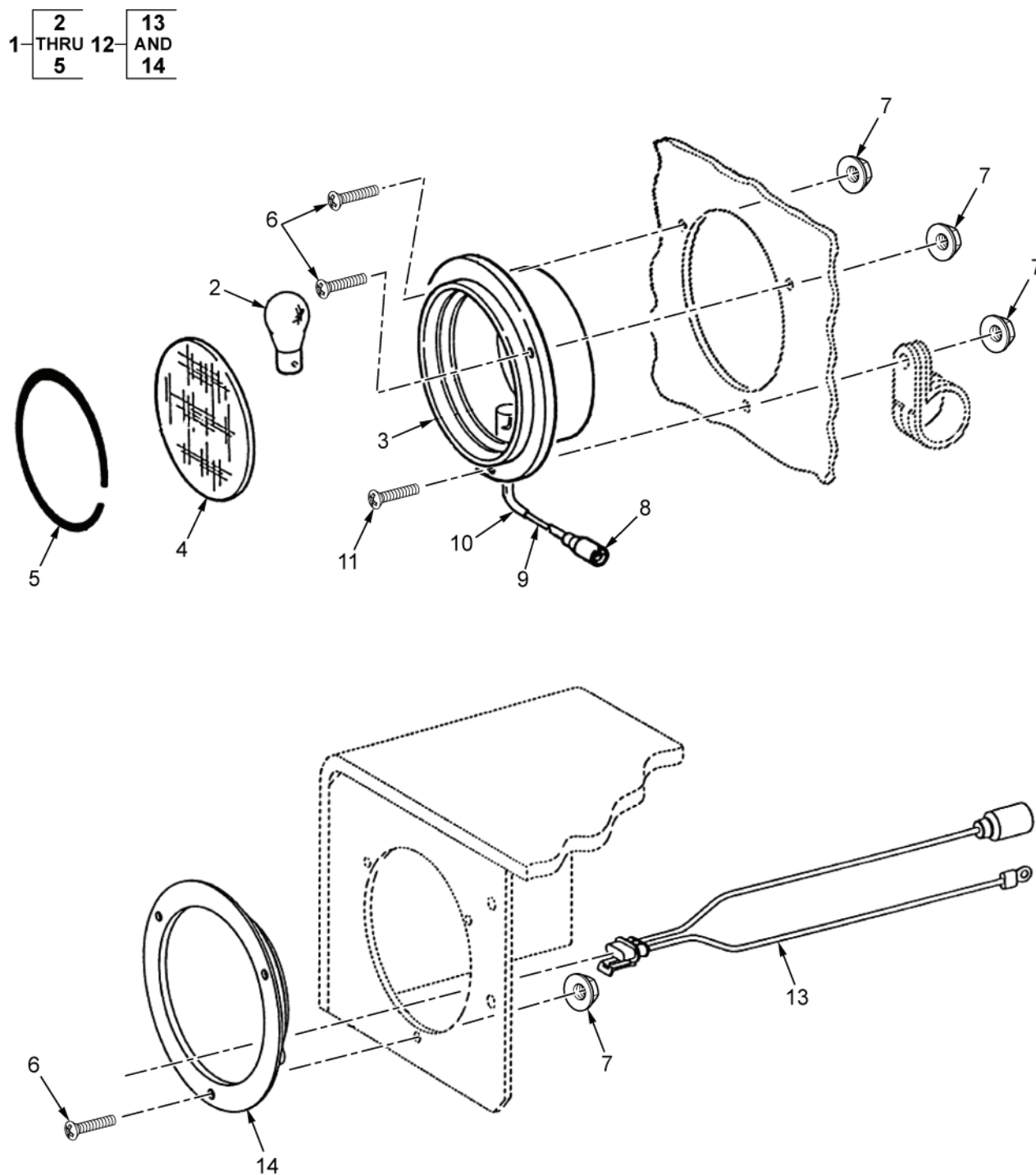


---

FIELD MAINTENANCE

GROUP 0609 LIGHTS

---



HETP207

Figure 6. Stop Light-Taillight.

(1) ITEM NO.	(2) SMR CODE	(3) NSN	(4) CAGEC	(5) PART NUMBER	(6) DESCRIPTION AND USABLE ON CODE (UOC)	(7) QTY
					GROUP 0609	
					FIGURE 6. STOP LIGHT - TAILLIGHT	
1	PAFFF	6220-01-095-0009	13548	80301R	STOP LIGHT-TAILLIGH	2
2	PAFZZ	6240-00-924-7526	58536	W-L-00111/64	.LAMP,INCANDESCENT	1
3	XAFZZ		98255	SW14346P-1	.HOUSING,LIGHT	1
4	PAFZZ	6220-01-095-0019	13548	99007R	.LENS,LIGHT	1
5	PAFZZ	5325-01-102-1982	13548	97904	.RING,RETAINING	1
6	PAFZZ	5305-00-993-1848	80205	MS35207-265	SCREW,MACHINE	3
7	PAFZZ	5310-00-926-1835	80205	MS21083-C3	NUT,SELF-LOCKING,HE	3
8	PAFZZ	5935-00-115-2306	96906	MS27142-3	CONNECTOR,PLUG,ELEC	1
9	MFFZZ		81343	M23053/5-104-0	INSULATION SLEEVING MAKE FROM P/N M23053/5-104-0 CUT TO (1.25 INCHES)	1
10	MFFZZ		81343	M23053/5-105-0	INSULATION SLEEVING MAKE FROM P/N M23053/5-105-0 CUT TO (2.00 INCHES)	1
11	PAFZZ	5305-00-995-3442	80205	MS35207-268	SCREW,MACHINE	1
12	PAFZZ	6220-01-541-9718	13548	07186	STOP LIGHT,VEHICULA (USED ON S/N'S S001 THRU S203)	2
13	PAFZZ	6150-01-541-6282	13548	94598	.LEAD ASSEMBLY,ELECT (USED ON 07186)	1
14	PAFZZ	6220-01-542-2068	13548	44326R	.LAMP UNIT,VEHICULAR (USED ON 07186)	1

END OF FIGURE

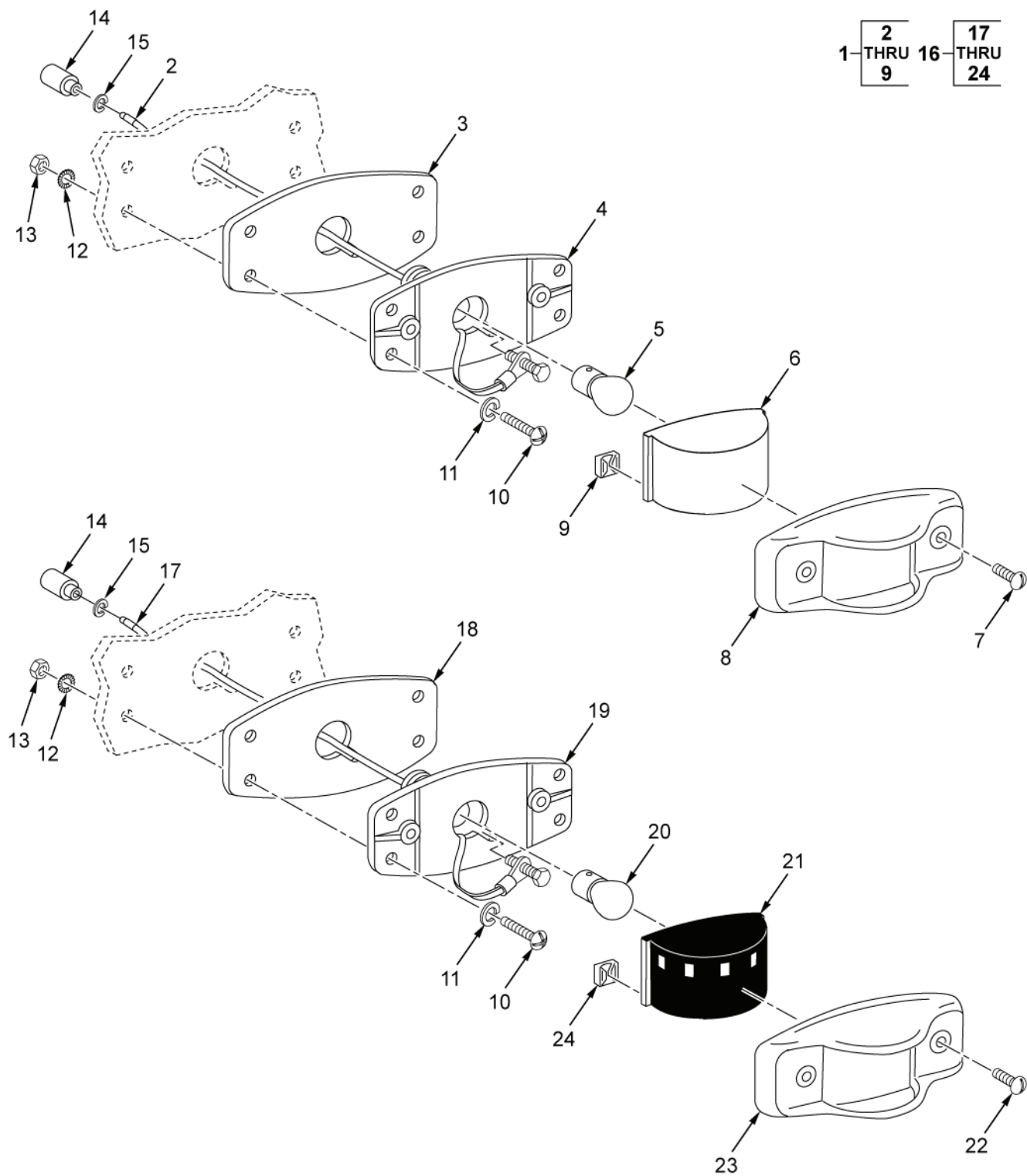


---

FIELD MAINTENANCE

GROUP 0609 LIGHTS

---



HETP208

Figure 7. Clearance Lights.



(1) ITEM NO.	(2) SMR CODE	(3) NSN	(4) CAGEC	(5) PART NUMBER	(6) DESCRIPTION AND USABLE ON CODE (UOC)	(7) QTY
					GROUP 0609	
					FIGURE 7. CLEARANCE LIGHTS	
1	PAFFF	6220-00-741-1843	96906	MS35423-4	LIGHT,MARKER,CLEARA (RED)	4
1	PAFFF	6220-00-113-0986	96906	MS35423-3	LIGHT,MARKER,CLEARA (AMBER)	1
2	PAFZZ	5999-00-057-2929	54572	92495762	.CONTACT,ELECTRICAL	1
3	PAFZZ	5330-00-353-0959	73331	5939841	.FELT,MECHANICAL,PRE	1
4	PAFZZ	5340-00-371-4018	73331	5939831	.PLATE,MOUNTING	1
5	PAFZZ	6240-00-155-8717	58536	AA52463-A04	.LAMP,INCANDESCENT	1
6	PAFZZ	6220-00-299-7426	96906	MS35421-2	.LENS,LIGHT	1
6	PAFZZ	6220-00-299-7425	96906	MS35421-1	.LENS,LIGHT	1
7	PAFZZ	5305-00-984-6208	95105	343-0586-000	.SCREW,MACHINE	2
8	PAFZZ	6220-00-577-3434	96906	MS35423-1	.LIGHT,MARKER,CLEARA	1
9	PAFZZ	5310-00-596-8169	19207	7526796	.PUSH ON NUT	2
10	PAFZZ	5305-00-993-1848	80205	MS35207-265	SCREW,MACHINE	8
11	PAFZZ	5310-00-045-3296	80205	MS35338-43	WASHER,LOCK	8
12	PAFZZ	5310-00-080-9786	96906	MS45904-60	WASHER,LOCK	8
13	PAFZZ	5310-00-926-1835	80205	MS21083-C3	NUT,SELF-LOCKING,HE	8
14	PAFZZ	5935-00-572-9180	19207	8338566	SHELL,ELECTRICAL CO	2
15	PAFZZ	5310-00-833-8567	19207	8338567	WASHER,SLOTTED	2
16	PAFFZ	6220-00-727-3288	81349	M3976/2-2-R-24	LIGHT,MARKER,CLEARA (RED)	2
16	PAFFZ	6220-00-577-3435	81349	M3976/1-2-A-24	LIGHT,MARKER,CLEARA (AMBER)	2
17	PAFZZ	5999-00-057-2929	54572	92495762	.CONTACT,ELECTRICAL	1
18	PAFZZ	5330-00-353-0959	73331	5939841	.FELT,MECHANICAL,PRE	1
19	PAFZZ	5340-00-371-4018	73331	5939831	.PLATE,MOUNTING	1
20	PAFZZ	6240-00-019-0877	58536	AA52463-A08	.LAMP,INCANDESCENT	1
21	PAFZZ	6220-00-752-5993	96906	MS35420-2	.LENS,LIGHT (RED)(USED ON MS35424-2)	1
21	PAFZZ	6220-00-752-5992	96906	MS35420-1	.LENS,LIGHT (AMBER)(USED ON MS35424-1)	1
22	PAFZZ	5305-00-984-6208	95105	343-0586-000	.SCREW,MACHINE	2
23	PAFZZ	6220-00-577-3434	96906	MS35423-1	.LIGHT,MARKER,CLEARA	1
24	PAFZZ	5310-00-596-8169	19207	7526796	.PUSH ON NUT	2
END OF FIGURE						



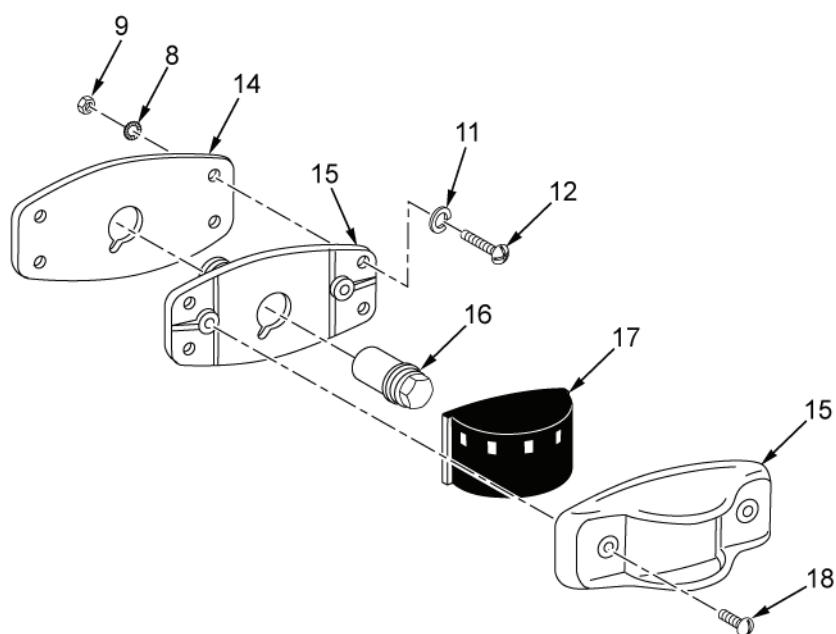
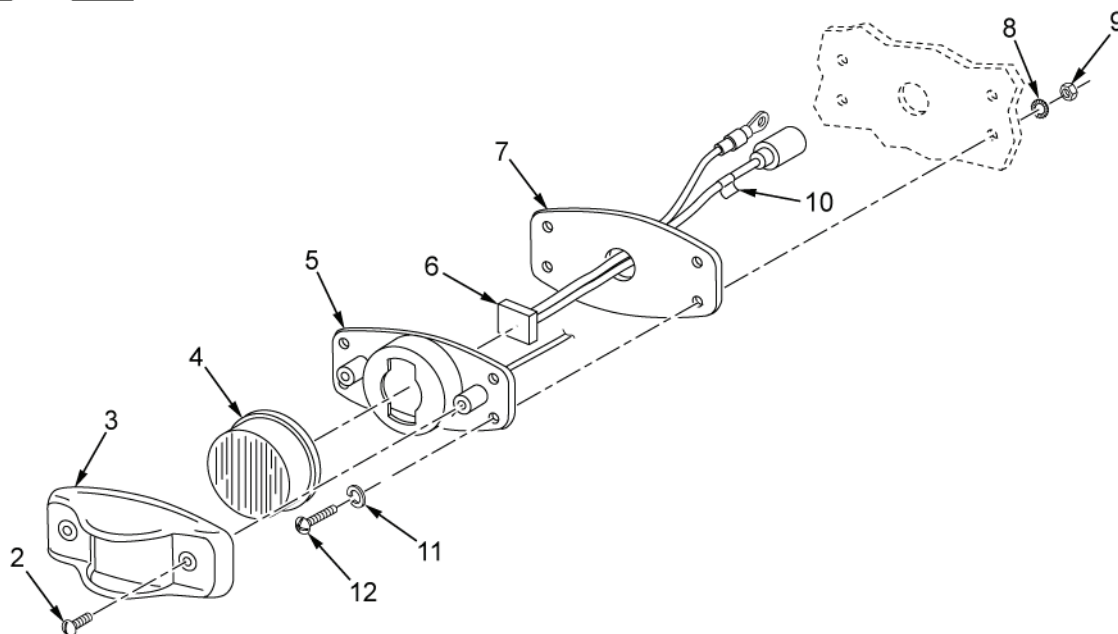
---

FIELD MAINTENANCE

GROUP 0609 LIGHTS

---

1	2	13	14
	THRU		THRU
	7		18



HETP209

Figure 8. Clearance Lights-LED-Serial Numbers S001 thru S203.

(1) ITEM NO.	(2) SMR CODE	(3) NSN	(4) CAGEC	(5) PART NUMBER	(6) DESCRIPTION AND USABLE ON CODE (UOC)	(7) QTY
					GROUP 0609	
					FIGURE 8. CLEARANCE LIGHTS - LED - SERIAL NUMBERS S001 THRU S203	
1	PAFZZ	6220-01-482-5574	13548	07407	LIGHT,MARKER,CLEARA (AMBER)	6
1	PAFZZ	6220-01-482-6113	13548	07406	LIGHT,MARKER,CLEARA (RED)	4
2	PAFZZ	5305-00-989-7435	80205	MS35207-264	.SCREW,MACHINE	2
3	PAFZZ	5340-01-527-9898	13548	07198	.BRACKET,MULTIPLE AN	1
4	PAFZZ	6220-01-482-5320	13548	30255Y	.LAMP UNIT,VEHICULAR (YELLOW) (USED ON 07407)	1
4	PAFZZ	6220-01-482-5444	13548	30255R	.LAMP UNIT,VEHICULAR (RED) (USED ON 07407)	1
5	PAFZZ	5975-01-485-8769	13548	07197	.BASE,MOUNTING,ELECT	1
6	PAFZZ	6150-01-459-1811	13548	94626	.LEAD ASSEMBLY,ELECT	1
7	PAFZZ	5330-01-479-2244	13548	97045	.GASKET	1
8	PAFZZ	5310-00-080-9786	96906	MS45904-60	WASHER,LOCK	8
9	PAFZZ	5310-00-926-1835	80205	MS21083-C3	NUT,SELF-LOCKING,HE	8
10	XDFZZ		13548	3542	MARKER,IDENTIFICAT	1
11	PAFZZ	5310-00-045-3296	80205	MS35338-43	WASHER,LOCK	8
12	PAFZZ	5305-00-993-1848	80205	MS35207-265	SCREW,MACHINE	8
13	PAFFZ	6220-01-542-2087	81349	M3976/1-2-A-28	LIGHT,MARKER,CLEARA (AMBER)	2
13	PAFFZ	6220-01-417-3311	96906	M3976/1-2-R-28	LIGHT,MARKER,CLEARA (RED)	2
14	PAFZZ	5330-00-353-0959	73331	5939841	.FELT,MECHANICAL,PRE	1
15	PAFZZ	6250-00-729-9295	96906	MS35422-1	.LAMPHOLDER	1
16	PAFZZ	5980-01-296-2791	19207	12360895-2	.LIGHT EMITTING DIOD (USED ON M3976/ 1-2-R-28)	1
16	PAFZZ	5980-01-296-2790	19207	12360895-1	.LIGHT EMITTING DIOD (USED ON M3976/ 1-2-R-28)	1
17	PAFZZ	6220-00-752-5992	96906	MS35420-1	.LENS,LIGHT (AMBER) (USED ON M3976/ 1-2-R-28)	1
17	PAFZZ	6220-00-752-5993	96906	MS35420-2	.LENS,LIGHT (RED) (USED ON M3976/ 1-2-R-28)	1
18	PAFZZ	5305-01-299-9534	80205	MS35206-261	.SCREW,MACHINE	2

END OF FIGURE



---

FIELD MAINTENANCE

GROUP 0609 LIGHTS

---





(1) ITEM NO.	(2) SMR CODE	(3) NSN	(4) CAGEC	(5) PART NUMBER	(6) DESCRIPTION AND USABLE ON CODE (UOC)	(7) QTY
					GROUP 0609	
					FIGURE 9. INDICATOR LIGHTS	
1	PAFZZ	2920-01-324-0052	3H244	14279-65952	GLOW PLUG (USED ON EB300-D)	1
2	PAFZZ	6210-01-003-0259	81349	LH89/1-LC35RN2	LIGHT,INDICATOR	1
3	PAFZZ	6240-00-851-4352	83330	330	LAMP,INCANDESCENT	1
4	PAFFF	6220-01-355-3093	98255	SW31790	LIGHT,INDICATOR	1
5	PAFZZ	6210-01-003-0259	81349	LH89/1-LC35RN2	.LIGHT,INDICATOR	1
6	MFFZZ		98255	SW31786-2	.WIRE,ELECTRICAL MAKE FROM WIRE P/N R-59138	1
7	PAFZZ	5940-00-177-4356	11083	6K-0613	.TERMINAL,QUICK DISC	2
8	MFFZZ		98255	SW31786-3	.WIRE,ELECTRICAL MAKE FROM WIRE P/N TYPE GPT 14 AWG RED	1
9	PAFZZ	6240-00-851-4352	83330	330	LAMP,INCANDESCENT	1

END OF FIGURE

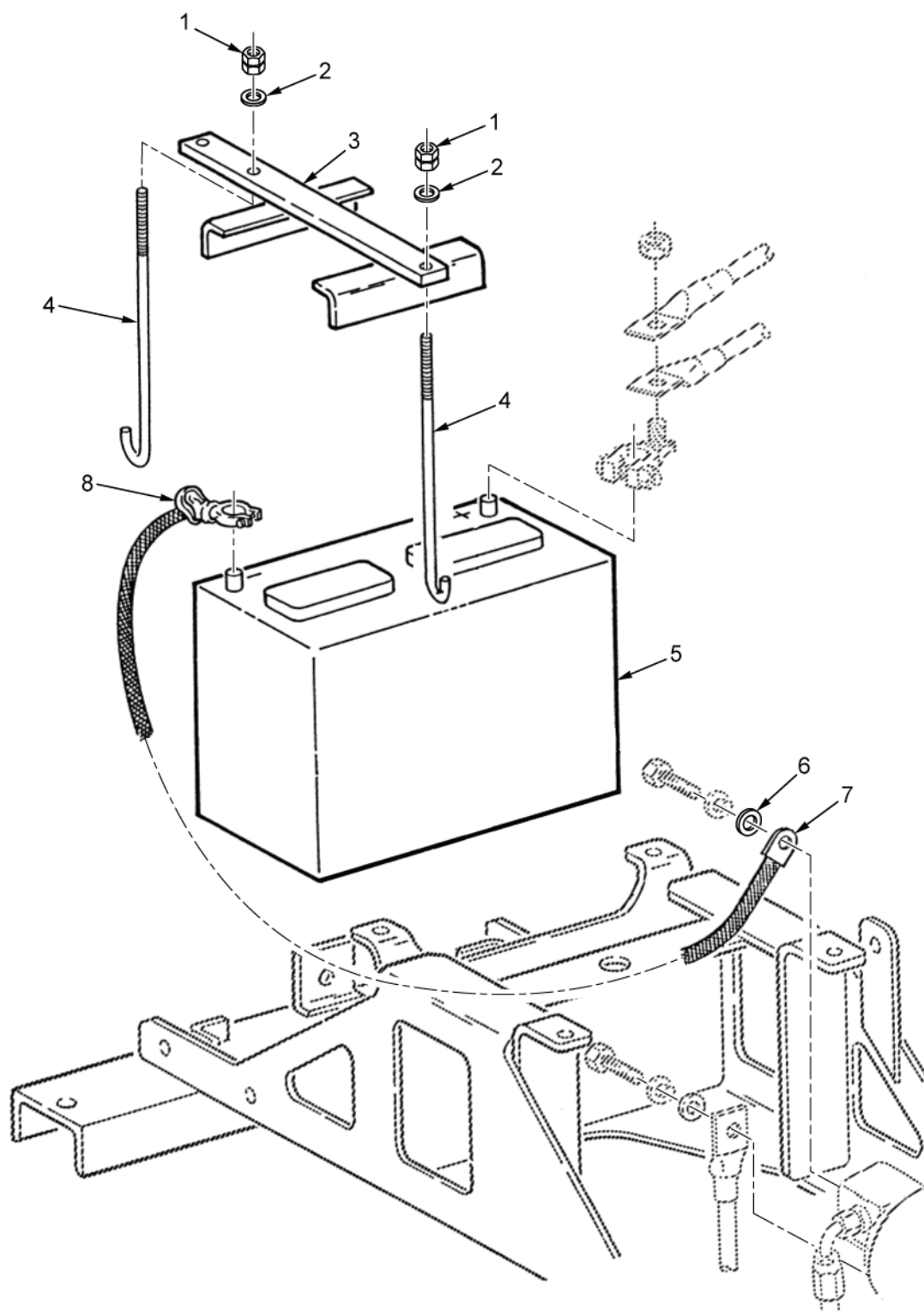


---

FIELD MAINTENANCE

GROUP 0612 BATTERIES, STORAGE (WET OR DRY)

---



HETP211

Figure 10. Battery Installation.

(1) ITEM NO.	(2) SMR CODE	(3) NSN	(4) CAGEC	(5) PART NUMBER	(6) DESCRIPTION AND USABLE ON CODE (UOC)	(7) QTY
					GROUP 0612	FIGURE 10. BATTERY INSTALLATION
1	PAFZZ	5310-00-483-8792	80205	MS17829-4C	NUT,SELF-LOCKING,HE	2
2	PAFZZ	5310-00-809-4058	96906	MS27183-10	WASHER,FLAT	2
3	PAFZZ	6160-01-332-8846	98255	SW33525	RETAINER,BATTERY	1
4	PAFZZ	5306-01-371-5135	98255	SW33545	BOLT,HOOK	2
5	PCFZA	6140-01-446-9506	19207	6TMF/TYPEII	BATTERY,STORAGE	1
6	PAFZZ	5310-00-081-4219	96906	MS27183-12	WASHER,FLAT	1
7	PAFZZ	6150-01-333-6582	98255	SW33368	LEAD,STORAGE BATTER	1
8	PAFZZ	5975-01-386-8443	58961	23517	CABLE NIPPLE,ELECTR	1

END OF FIGURE

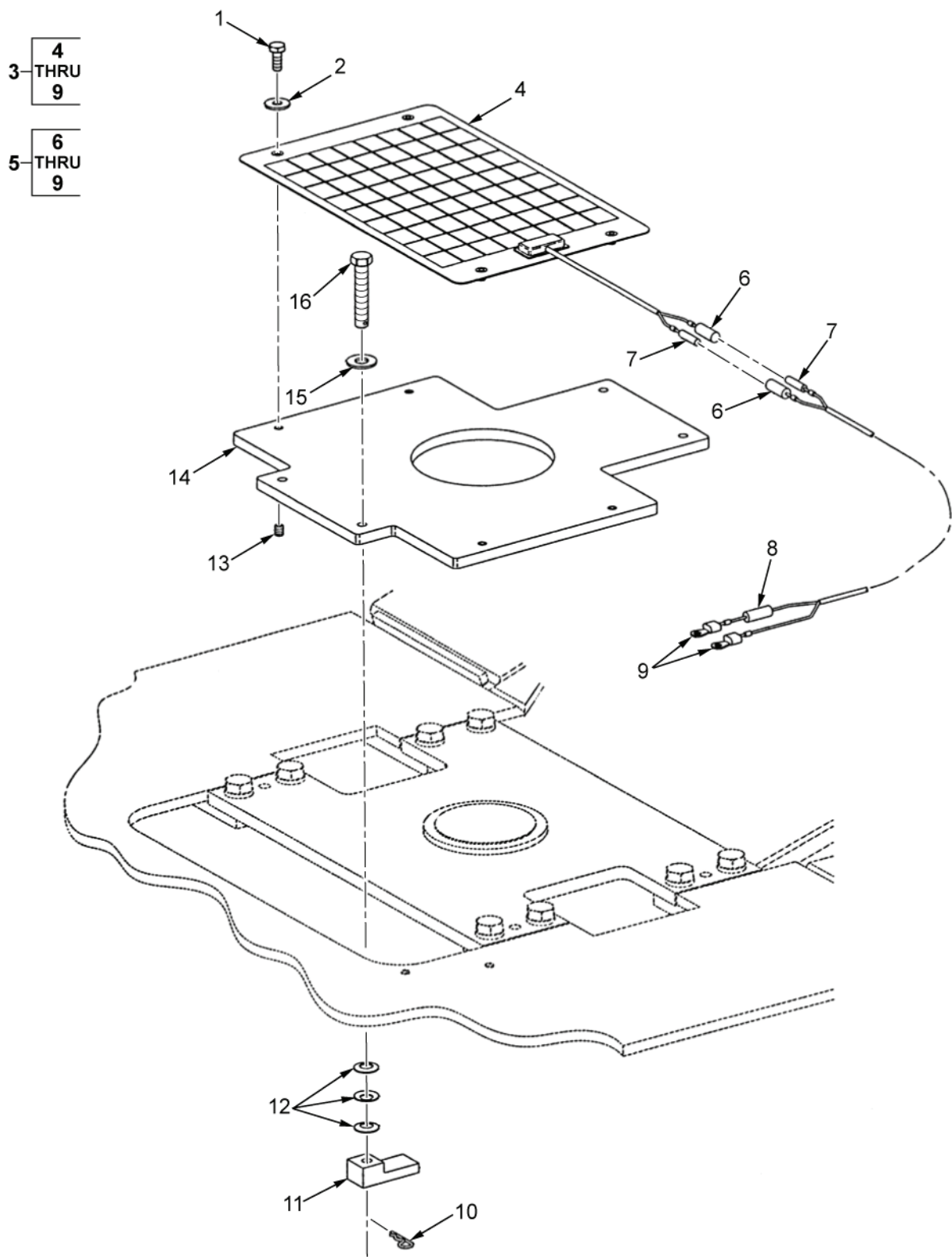


---

FIELD MAINTENANCE

GROUP 0612 BATTERIES, STORAGE (WET OR DRY)

---



HETP212

Figure 11. Solar Battery Charger Kit Serial Numbers S001 thru S203.



(1) ITEM NO.	(2) SMR CODE	(3) NSN	(4) CAGEC	(5) PART NUMBER	(6) DESCRIPTION AND USABLE ON CODE (UOC)	(7) QTY
					GROUP 0612	
					FIGURE 11. SOLAR BATTERY CHARGER KIT SERIAL NUMBERS S001 THRU S203	
1	PAFZZ	5305-00-068-0501	80205	MS90725-5	SCREW,CAP,HEXAGON H	4
2	PAFZZ	5310-01-274-3255	96906	MS27183-52	WASHER,FLAT	4
3	PAFFF	6130-01-541-7533	09GZ5	VC4-M1000	CHARGER,BATTERY	1
4	PAFFZ	6117-01-541-7544	09GZ5	VC4-M1000-SPA.	SOLAR CELL PANEL	1
5	PAFFF	6150-01-541-7530	09GZ5	VC4-M1000-BCA	.CABLE ASSEMBLY,POWE	1
6	PAFZZ	5935-00-115-2306	96906	MS27142-3	..CONNECTOR,PLUG,ELEC	2
7	PAFZZ	5935-00-115-2307	96906	MS27144-2	..CONNECTOR,PLUG,ELEC	2
8	PAFZZ	5920-00-010-6652	81349	F02A250V3A	..FUSE,CARTRIDGE	1
9	PAFZZ	5940-00-113-3145	81343	MS20659-163	..TERMINAL,LUG	2
10	PAFZZ	5315-01-190-0430	96652	21-04	PIN,LOCK	4
11	PAFZZ	5340-01-541-5447	98255	SW34758-301	PLATE,MOUNTING	4
12	PAFZZ	5310-01-053-1936	81349	M12133/1-6P	WASHER,SPRING TENS	12
13	PAFZZ	5325-00-420-5958	96906	MS51830-106L	INSERT,SCREW THREAD	4
14	PBFZZ	5340-01-541-4334	98255	SW34756-301	PLATE,MOUNTING	1
15	PAFZZ	5310-01-280-5796	96906	MS27183-57	WASHER,FLAT	4
16	PAFZZ	5305-01-081-8236	96906	MS51105-364	SCREW,CAP,HEXAGON H	4

END OF FIGURE



---

FIELD MAINTENANCE

GROUP 0613 HULL OR CHASSIS WIRING HARNESS

---

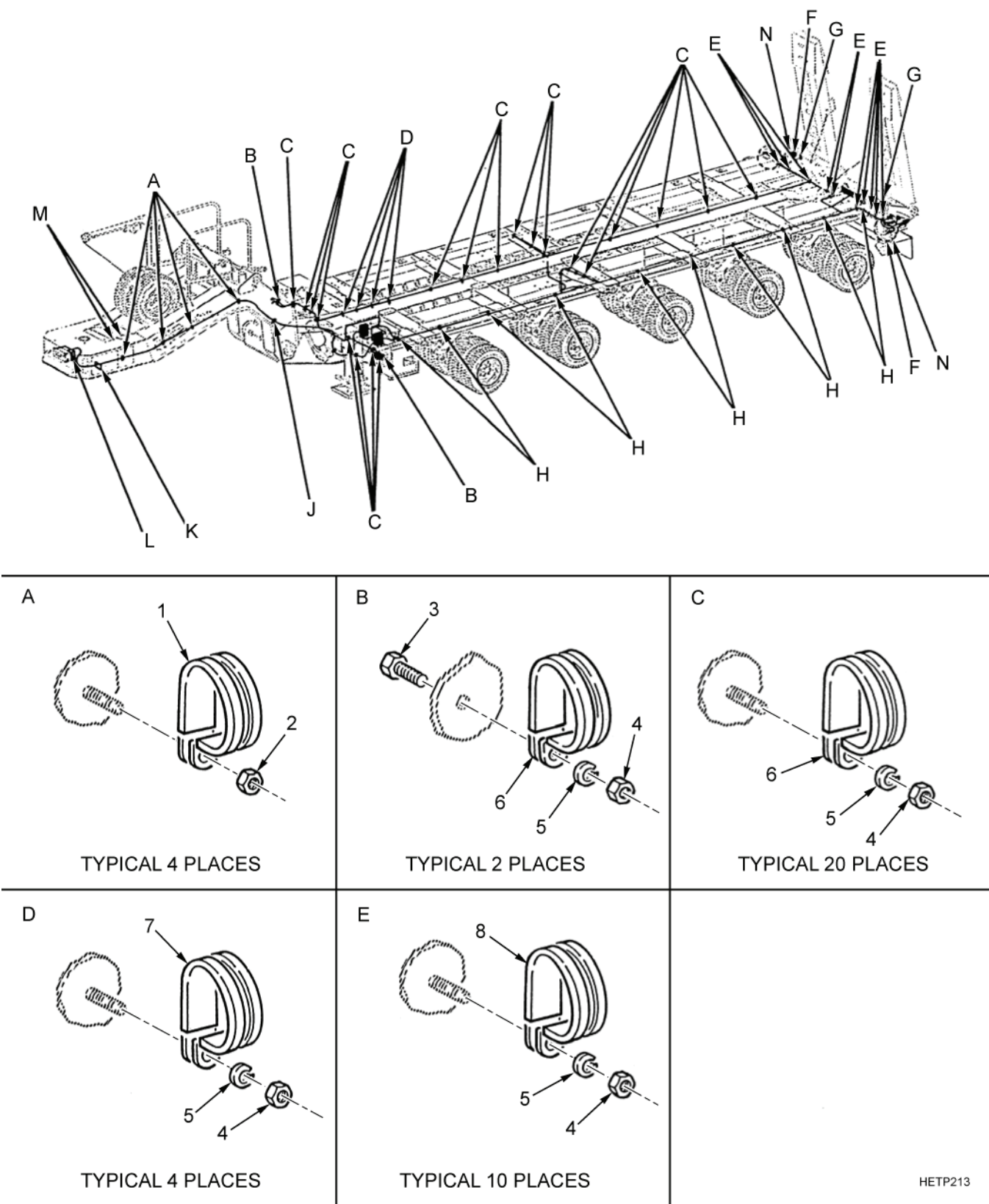


Figure 12. Wiring Harness Clamp and Grommet Installation (Page 1 of 3).

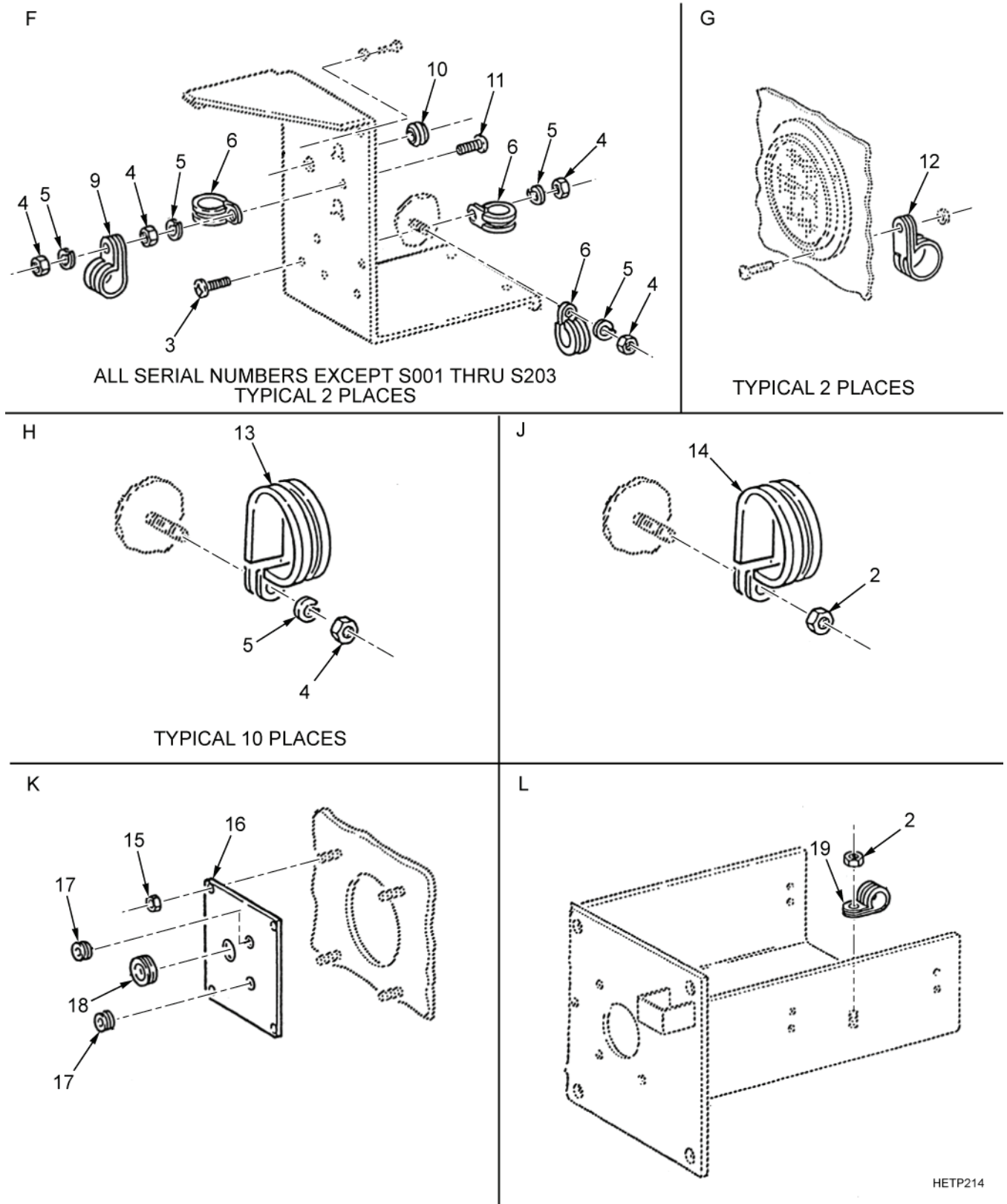


Figure 12. Wiring Harness Clamp and Grommet Installation (Page 2 of 3).



(1) ITEM NO.	(2) SMR CODE	(3) NSN	(4) CAGEC	(5) PART NUMBER	(6) DESCRIPTION AND USABLE ON CODE (UOC)	(7) QTY
					GROUP 0613	
					FIGURE 12. WIRING HARNESS CLAMP AND GROMMET INSTALLATION	
1	PAFZZ	5340-00-286-9424	81343	AS21919WDG14	CLAMP,LOOP	4
2	PAFZZ	5310-00-877-5797	80205	MS21044N3	NUT,SELF-LOCKING,HE	8
3	PAFZZ	5305-00-993-1848	80205	MS35207-265	SCREW,MACHINE	15
4	PAFZZ	5310-00-934-9751	80205	MS35650-302	NUT,PLAIN,HEXAGON	58
5	PAFZZ	5310-00-045-3296	80205	MS35338-43	WASHER,LOCK	58
6	PAFZZ	5340-00-291-5323	81343	AS21919WDG04	CLAMP,LOOP	32
7	PAFZZ	5340-00-286-9427	81343	AS21919WDG12	CLAMP,LOOP	4
8	PAFZZ	5340-00-584-6556	81343	AS21919WDG10	CLAMP,LOOP	10
9	PAFZZ	5340-00-664-8165	81343	AS21919WDG22	CLAMP,LOOP	2
10	PAFZZ	5325-00-249-6355	96906	MS35489-75	GROMMET,NONMETALLIC	4
11	PAFZZ	5305-00-993-1851	80205	MS35207-267	SCREW,MACHINE	4
12	PAFZZ	5340-00-598-0529	81343	AS21919WDG28	CLAMP,LOOP	2
13	PAFZZ	5340-00-286-9424	81343	AS21919WDG14	CLAMP,LOOP	10
14	PAFZZ	5340-00-286-9418	81343	AS21919WDG16	CLAMP,LOOP (STREETSIDE ONLY)	1
15	PAFZZ	5310-00-929-1807	81349	M45913/1-4CS3	NUT,SELF-LOCKING,HE	4
16	PBFZZ	5340-01-325-8621	98255	SW28871	PLATE,MOUNTING	1
17	PAFZZ	5325-00-185-0003	96906	MS35489-42	GROMMET,NONMETALLIC	2
18	PAFZZ	5325-01-373-8776	96906	MS35489-156	GROMMET,NONMETALLIC	1
19	PAFZZ	5340-00-200-8559	81343	AS21919WDG7	CLAMP,LOOP	1
20	PAFZZ	5340-00-291-5347	81343	AS21919WDG08	CLAMP,LOOP	2
21	PAFZZ	5310-00-926-1835	80205	MS21083-C3	NUT,SELF-LOCKING,HE	12
22	PAFZZ	5340-01-541-6795	98255	SW34734-301	CLIP,SPRING TENSION	6
23	PAFZZ	5305-00-989-7434	80205	MS35207-263	SCREW,MACHINE	2

END OF FIGURE



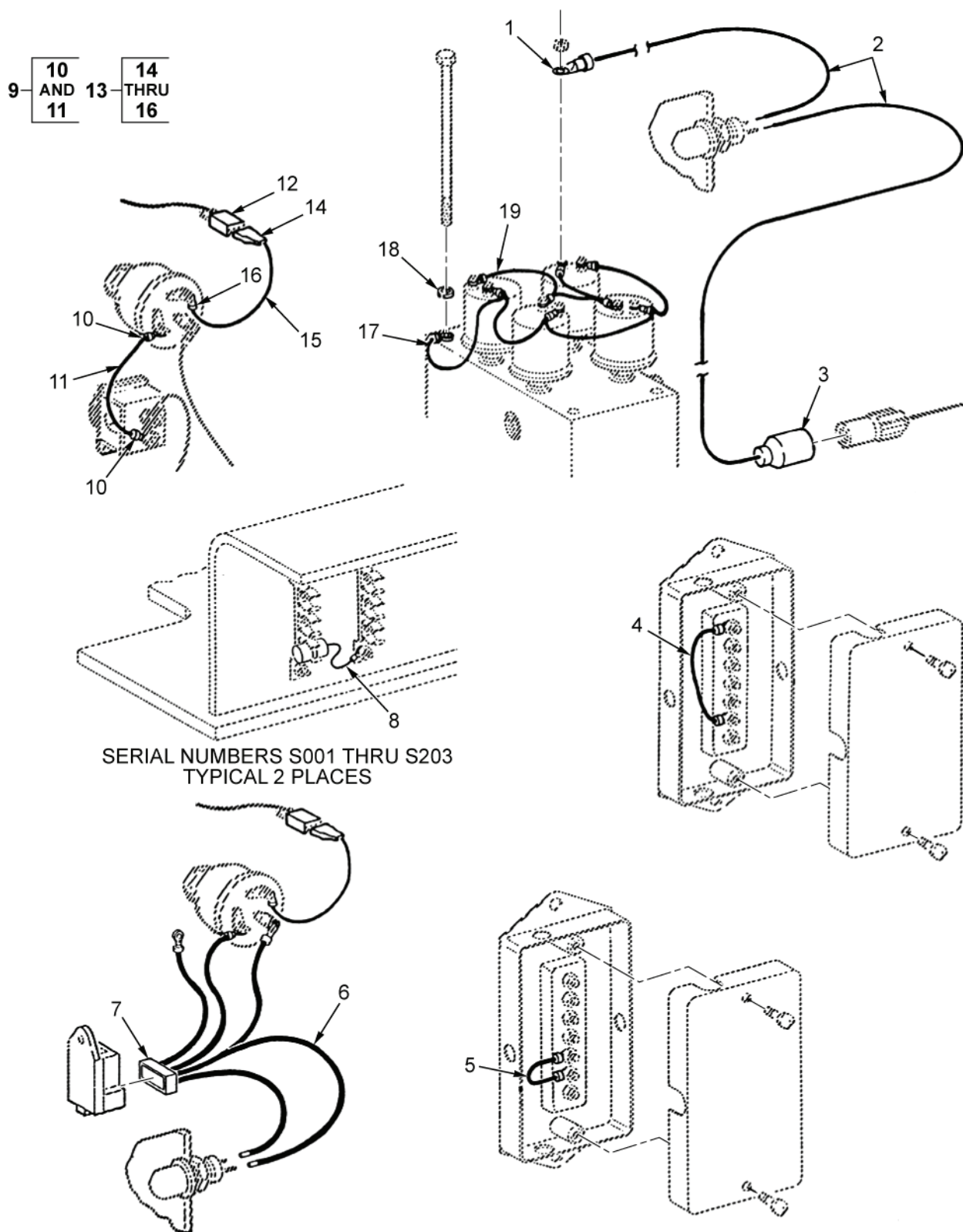


---

FIELD MAINTENANCE

GROUP 0613 HULL OR CHASSIS WIRING HARNESS

---



HETP216

Figure 13. Jumper Wires.

(1) ITEM NO.	(2) SMR CODE	(3) NSN	(4) CAGEC	(5) PART NUMBER	(6) DESCRIPTION AND USABLE ON CODE (UOC)	(7) QTY
					GROUP 0613	
					FIGURE 13. JUMPER WIRES	
1	PAFZZ	5940-00-143-4780	81343	MS25036-108	TERMINAL,LUG	1
2	MFFZZ		98255	SW28898-5	WIRE,ELECTRICAL MAKE FROM WIRE M16878/2BJE96	1
3	PAFZZ	5935-00-115-2306	96906	MS27142-3	CONNECTOR,PLUG,ELEC	1
4	MFFZZ		98255	SW32253-1	LEAD,ELECTRICAL	1
5	MFFZZ		98255	SW32253-2	LEAD,ELECTRICAL	1
6	AFFFF		S4532	16662-6583-WH	WIRING HARNESS,BRAN (USED ON EB300-E)	1
7	PAFZZ	5935-01-442-2764	S4532	16662-6583-0	CONNECTOR,PLUG,ELEC (USED ON EB300-E)	1
8	PAFZZ	6150-01-541-6242	98255	SW34731-301	LEAD,ELECTRICAL	2
9	AFFFF		98255	SW31785	LEAD,ELECTRICAL (USED ONE B300-D)	1
10	PAFZZ	5940-00-143-4794	81343	MS25036-112	.TERMINAL,LUG	2
11	MFFZZ		98255	SW31788-2	.WIRE,ELECTRICAL MAKE FROM WIRE P/N R-60934	1
12	PAFZZ	5961-01-237-4008	52845	233959	SEMICONDUCTOR DEVIC	1
13	AFFFF		98255	SW31792	LEAD,ELECTRICAL	1
14	PAFZZ	5940-01-391-8482	00779	42845-2	.TERMINAL,QUICK-DISC	1
15	MFFZZ		98255	SW31786-3	.WIRE,ELECTRICAL MAKE FROM P/N TYPE GPT 14 AWG RED	1
16	PAFZZ	5940-00-143-4780	81343	MS25036-108	.TERMINAL,LUG	1
17	MFFZZ		98255	SW32254	LEAD,ELECTRICAL	1
18	PAFZZ	5310-00-514-6674	96906	MS35335-34	WASHER,LOCK	1
19	MFFZZ		98255	SW32255	LEAD,ELECTRICAL	1

END OF FIGURE



---

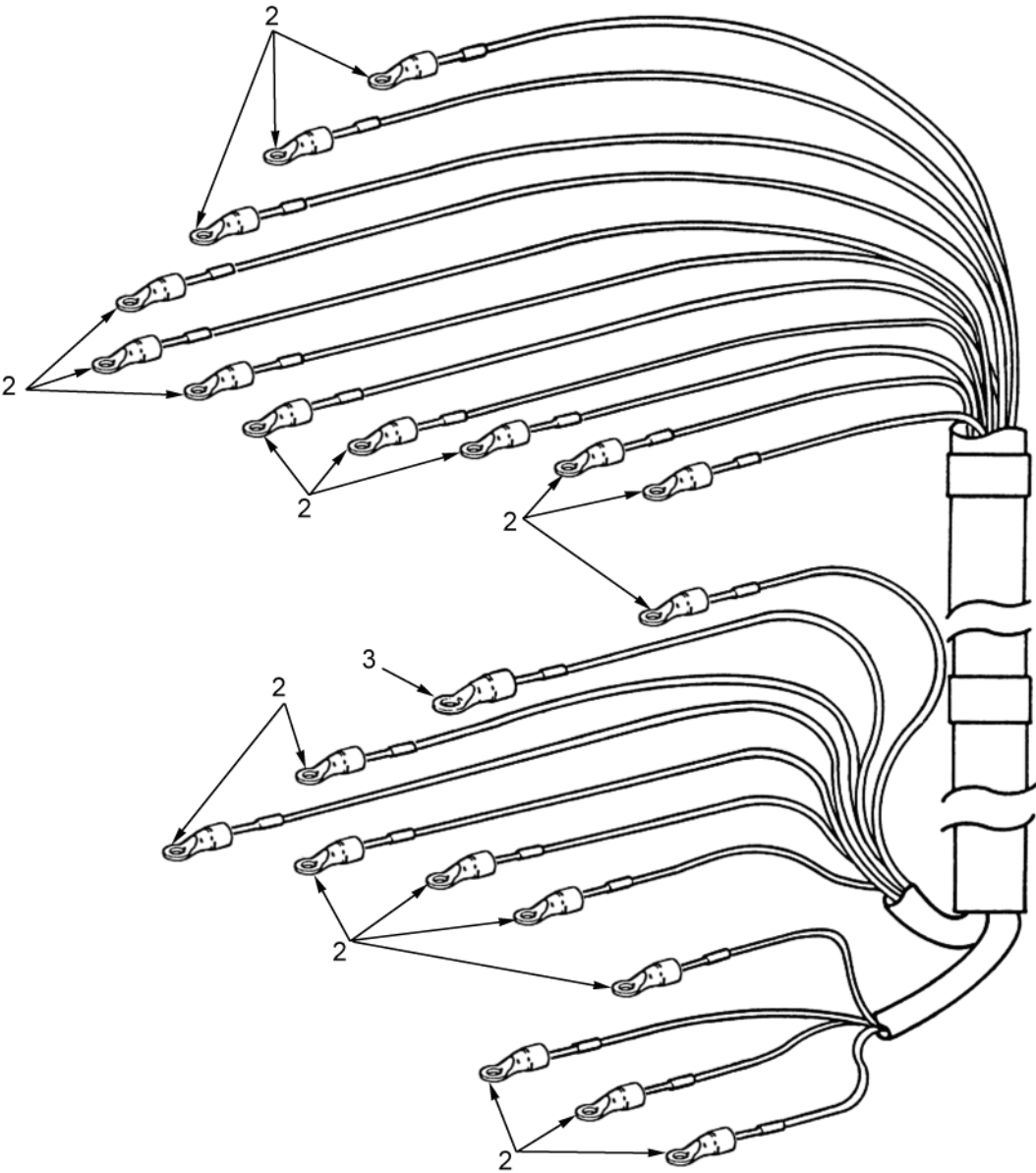
FIELD MAINTENANCE

GROUP 0613 HULL OR CHASSIS WIRING HARNESS

---

1- 

2
AND
3



HETP217

Figure 14. Wiring Harness (W1).

(1) ITEM NO.	(2) SMR CODE	(3) NSN	(4) CAGEC	(5) PART NUMBER	(6) DESCRIPTION AND USABLE ON CODE (UOC)	(7) QTY
					GROUP 0613	
					FIGURE 14. WIRING HARNESS (W1)	
1	PAFFF	6150-01-331-3537	98255	SW30566	WIRING HARNESS,BRAN	1
2	PAFZZ	5940-00-143-4794	81343	MS25036-112	.TERMINAL,LUG	21
3	PAFZZ	5940-00-143-4777	81343	AS25036-157	.TERMINAL,LUG	1

END OF FIGURE



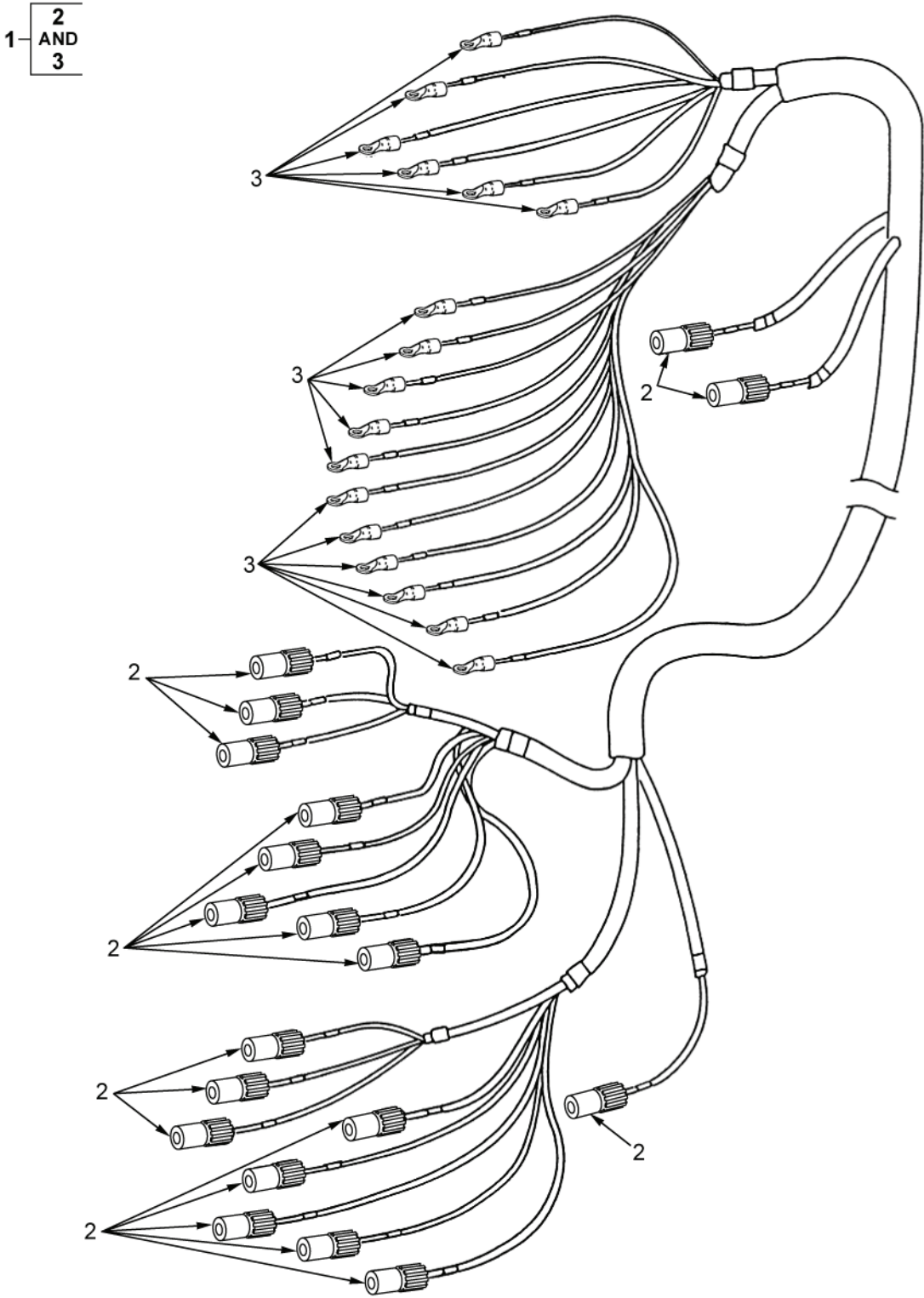


---

FIELD MAINTENANCE

GROUP 0613 HULL OR CHASSIS WIRING HARNESS

---



HETP218

Figure 15. Wiring Harness (W2).

(1) ITEM NO.	(2) SMR CODE	(3) NSN	(4) CAGEC	(5) PART NUMBER	(6) DESCRIPTION AND USABLE ON CODE (UOC)	(7) QTY
					GROUP 0613	
					FIGURE 15. WIRING HARNESS (W2)	
1	PAFFF	6150-01-331-3539	98255	SW34250	WIRING HARNESS,BRAN	1
2	PAFZZ	5935-00-115-2307	96906	MS27144-2	.CONNECTOR,PLUG,ELEC	19
3	PAFZZ	5940-00-143-4780	81343	MS25036-108	.TERMINAL,LUG	17

END OF FIGURE



---

FIELD MAINTENANCE

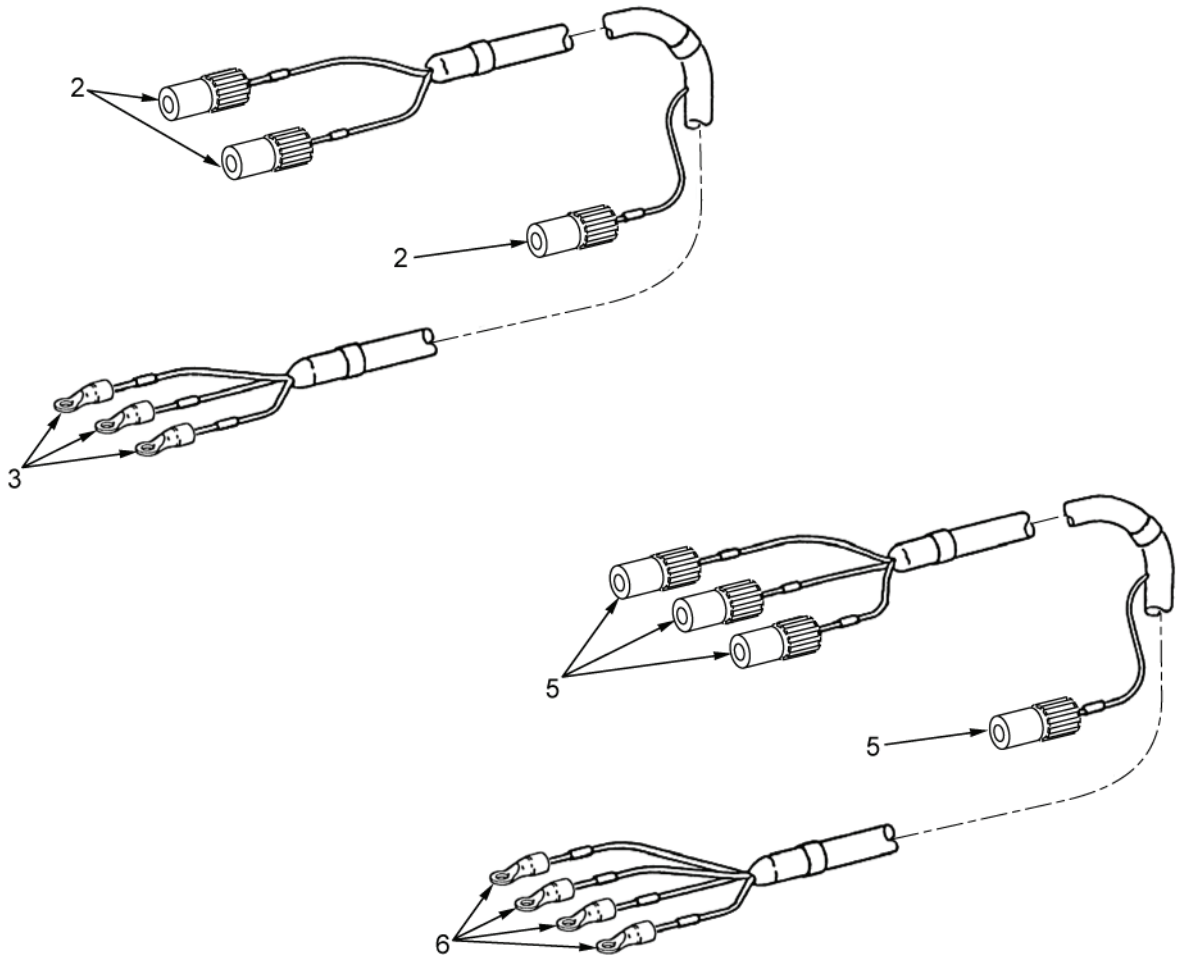
GROUP 0613 HULL OR CHASSIS WIRING HARNESS

---

- 1

2  
AND  
3
- 4

5  
AND  
6



HETP219

Figure 16. Wiring Harness (W3).

(1) ITEM NO.	(2) SMR CODE	(3) NSN	(4) CAGEC	(5) PART NUMBER	(6) DESCRIPTION AND USABLE ON CODE (UOC)	(7) QTY
					GROUP 0613	
					FIGURE 16. WIRING HARNESS (W3)	
1	PAFFF	6150-01-331-3538	98255	SW34249	WIRING HARNESS,BRAN (ALL SERIAL NUMBERS EXCEPT S001 THRU S203)	1
2	PAFZZ	5935-00-115-2307	96906	MS27144-2	.CONNECTOR,PLUG,ELEC	3
3	PAFZZ	5940-00-143-4780	81343	MS25036-108	.TERMINAL,LUG	3
4	PAFFF	6150-01-541-4029	98255	SW34753-301	WIRING HARNESS,BRANCHED (ALL SERIAL NUMBERS S001 THRU S203)	1
5	PAFZZ	5935-00-115-2307	96906	MS27144-2	.CONNECTOR,PLUG,ELECTRICAL	4
6	PAFZZ	5940-00-143-4780	81343	MS25036-108	.TERMINAL, LUG	4

END OF FIGURE



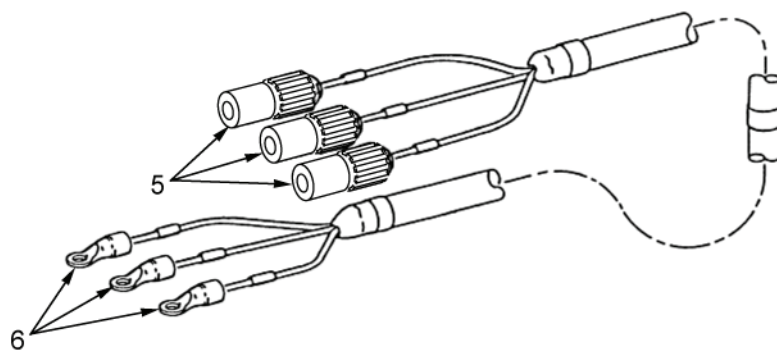
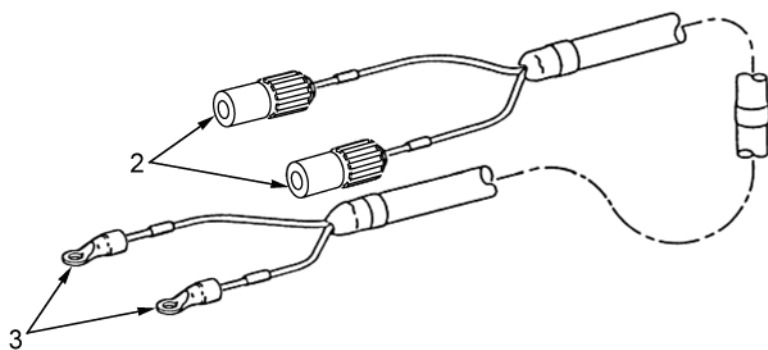
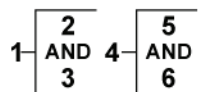


---

FIELD MAINTENANCE

GROUP 0613 HULL OR CHASSIS WIRING HARNESS

---



HETP220

Figure 17. Wiring Harness (W4).

(1) ITEM NO.	(2) SMR CODE	(3) NSN	(4) CAGEC	(5) PART NUMBER	(6) DESCRIPTION AND USABLE ON CODE (UOC)	(7) QTY
					GROUP 0613	
					FIGURE 17. WIRING HARNESS (W4)	
1	PBFFF	6150-01-331-3540	98255	SW34248	WIRING HARNESS,BRAN (USED ON ALL SERIAL NUMBERS EXCEPT S001 THRU S203)	1
2	PAFZZ	5935-00-115-2307	96906	MS27144-2	.CONNECTOR,PLUG,ELEC	2
3	PAFZZ	5940-00-143-4780	81343	MS25036-108	.TERMINAL,LUG	2
4	PAFFF	6150-01-541-4157	98255	SW34752-301	WIRING HARNESS,BRAN (USED ON ALL SERIAL NUMBERS S001 THRU S203)	1
5	PAFZZ	5935-00-115-2307	96906	MS27144-2	.CONNECTOR,PLUG,ELEC	3
6	PAFZZ	5940-00-143-4780	81343	MS25036-108	.TERMINAL,LUG	3

END OF FIGURE

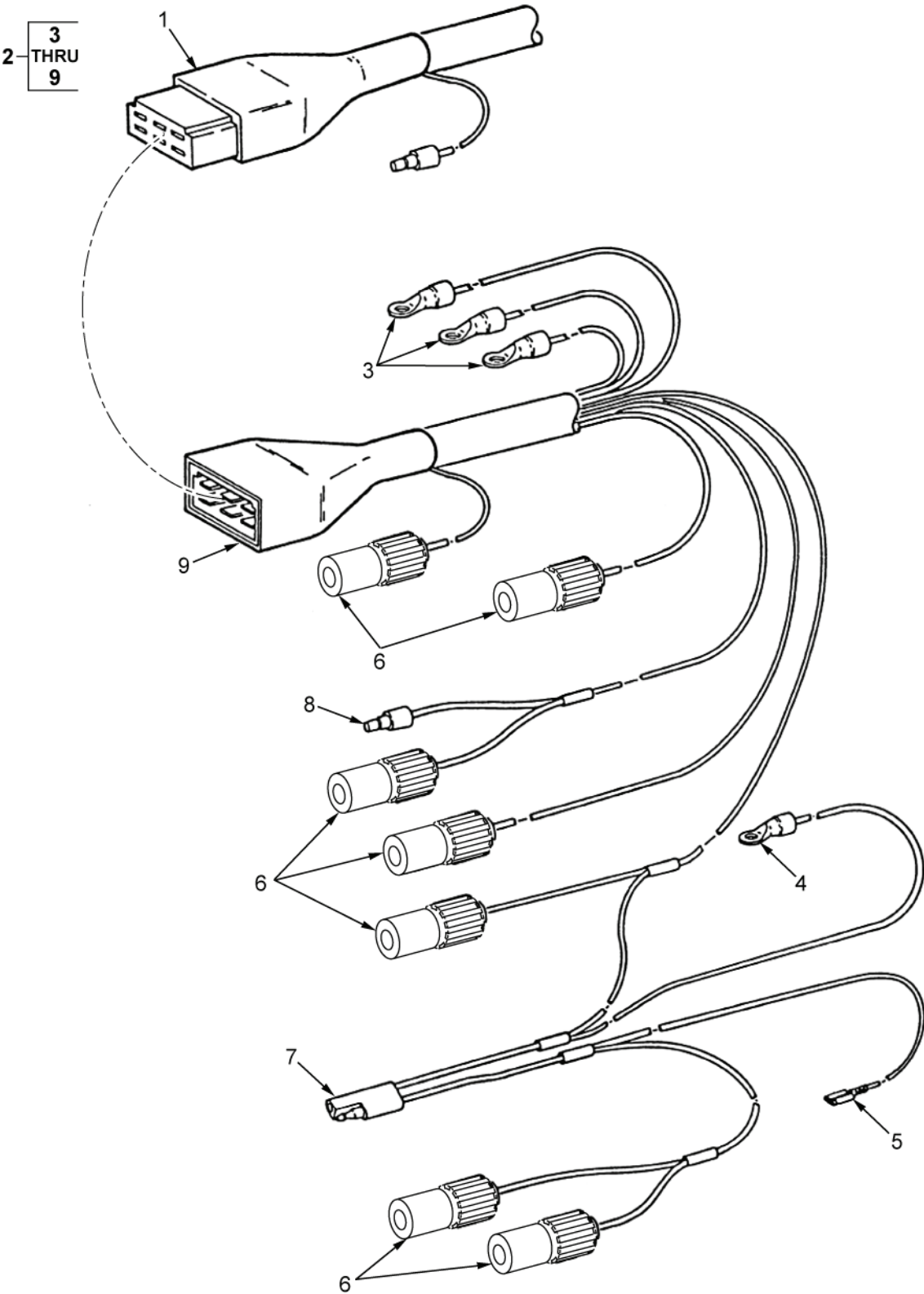


---

FIELD MAINTENANCE

GROUP 0613 HULL OR CHASSIS WIRING HARNESS

---



HETP221

Figure 18. Auxiliary Power Unit (APU) Wiring Harness.

(1) ITEM NO.	(2) SMR CODE	(3) NSN	(4) CAGEC	(5) PART NUMBER	(6) DESCRIPTION AND USABLE ON CODE (UOC)	(7) QTY
					GROUP 0613	
					FIGURE 18. AUXILIARY POWER UNIT (APU) WIRING HARNESS	
1	PAFZZ	6150-01-324-0331	S4532	14279-6505-1	WIRING HARNESS,BRAN	1
2	PBFFF	6150-01-334-1394	98255	SW33987	CABLE ASSEMBLY,POWE	1
3	PAFZZ	5940-00-143-4794	81343	MS25036-112	.TERMINAL,LUG	3
4	PAFZZ	5940-00-143-4780	81343	MS25036-108	.TERMINAL,LUG	1
5	PAFZZ	5940-01-391-8482	00779	42845-2	.TERMINAL,QUICK DISC	1
6	PAFZZ	5935-00-167-7775	96906	MS27144-1	.CONNECTOR,PLUG,ELEC	7
7	PAFZZ	6220-01-542-3089	98255	SW34724-301	.BRACKET,LIGHT RETEN	1
8	PAFZZ	5940-00-177-4356	11083	6K-0613	.TERMINAL,QUICK DISC	1
9	PAFZZ	5935-01-386-9526	98255	SW33980	.CONNECTOR BODY,PLUG	1

END OF FIGURE



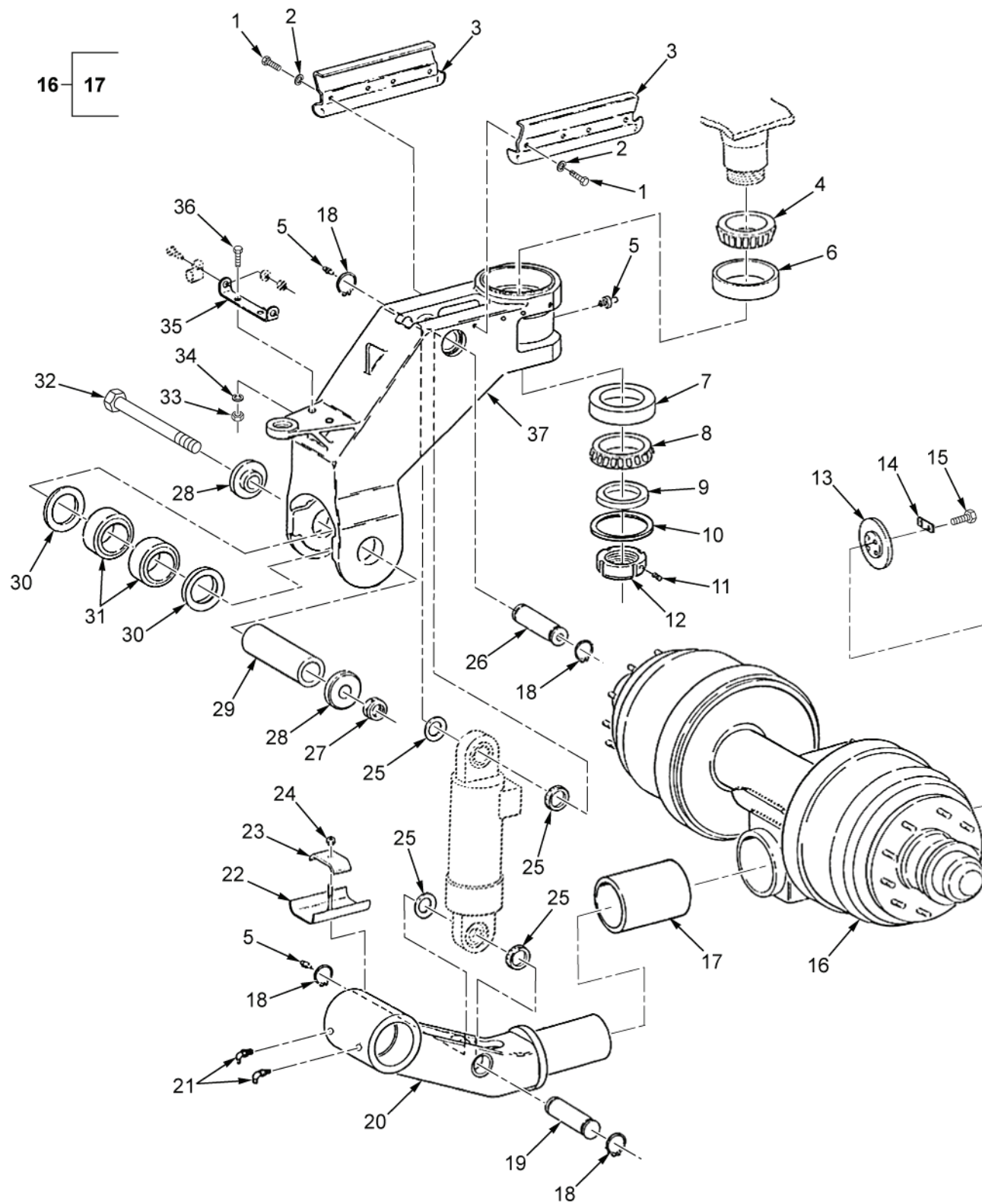


---

FIELD MAINTENANCE

GROUP 1100 REAR AXLE ASSEMBLY

---



HETP222

Figure 19. Axle/Suspension Installation.

(1) ITEM NO.	(2) SMR CODE	(3) NSN	(4) CAGEC	(5) PART NUMBER	(6) DESCRIPTION AND USABLE ON CODE (UOC)	(7) QTY
					GROUP 1100	FIGURE 19. AXLE/SUSPENSION INSTALLATION
1	PAFZZ	5305-00-978-9394	80205	NAS1352-6-16P	SCREW,CAP,SOCKET HE	6
2	PAFZZ	5310-00-637-9541	81718	H2525M	WASHER,LOCK	6
3	PAFZZ	5340-01-371-4758	98255	SW34311	BRACKET,MOUNTING	2
4	PAFZZ	3110-00-101-1010	60038	67390	CONE AND ROLLERS,TA	1
5	PAFZZ	4730-00-050-4208	81343	AS15003-1	FITTING,LUBRICATION	3
6	PAFZZ	3110-00-100-0611	60038	67322	CUP,TAPERED ROLLER	1
7	PAFZZ	3110-01-126-1291	60038	JHM522610	CUP,TAPERED ROLLER	1
8	PAFZZ	3110-01-145-1639	60038	JHM522649	CONE AND ROLLERS,TA	1
9	PAFZZ	3120-01-325-2834	98255	SW26829	BEARING,WASHER,THRU	1
10	PAFZZ	5330-01-326-4942	80201	62482	SEAL,PLAIN ENCASED	1
11	PAFZZ	5305-01-117-5917	80205	MS51974-129	SETSCREW	1
12	PAFZZ	5310-01-325-9961	3L0B3	155011	NUT,PLAIN,ROUND	1
13	PAFZZ	5340-01-326-7553	98255	SW26740	BRACKET,MOUNTING	1
14	PAFZZ	5340-01-332-6703	98255	SW30270	PLATE,MOUNTING	2
15	PAFZZ	5305-01-332-1507	05047	B1821BH063F200L	SCREW,CAP,HEXAGON H	4
16	PBFFF	2530-01-397-1157	78500	TNT-4270-QH8	AXLE,VEHICULAR,NOND (SW4538-1) (FOR REPAIR SEE FIG. 20)	1
17	PAFZZ	3120-01-326-0044	98255	SW32219	.BUSHING,SLEEVE	1
18	PAFZZ	5325-00-252-4758	96906	MS16624-1200	RING,RETAINING	4
19	PAFZZ	5315-01-326-5069	3L0B3	ULC0250	PIN,GROOVED,HEADLES	1
20	PBFFF	3040-01-322-9362	98255	SW34700-1	CONNECTING LINK,RIG	1
21	PAFZZ	4730-00-172-0034	81343	AS15003-6-P	FITTING,LUBRICATION	2
22	PAFZZ	5340-01-387-0115	98255	SW34278	STRAP,RETAINING	1
23	PAFZZ	5340-01-385-9807	98255	WP34279	STRAP,RETAINING	1
24	PAFZZ	5310-00-483-8792	80205	MS17829-4C	NUT,SELF-LOCKING,HE	1
25	PAFZZ	5365-01-326-3953	98255	SW30457	SPACER,RING	4
26	PAFZZ	5315-01-386-6065	98255	SW34125	PIN,GROOVED,HEADLES	1
27	PAFZZ	5310-00-811-1377	81349	M45913/1-16CG5C	NUT,SELF-LOCKING,HE	1
28	PAFZZ	5340-01-324-8417	98255	SW25351	COVER,ACCESS	2
29	PAFZZ	3040-01-323-5939	98255	SW25350	SHAFT,SHOULDERED	1
30	PAFZZ	5330-01-326-5552	75165	14511 LPD	SEAL,PLAIN	2
31	PAFZZ	3120-01-480-1129	98255	SW32115	BEARING,SLEEVE	2
32	PAFZZ	5305-01-361-6563	98255	SW25352	SCREW,CAP,HEXAGON H	1
33	PAFZZ	5310-00-087-4652	81349	M45913/1-6CG5C	NUT,SELF-LOCKING,HE	2
34	PAFZZ	5310-01-280-5796	96906	MS27183-57	WASHER,FLAT	2
35	PAFZZ	5340-01-371-4755	98255	SW33293	BRACKET,DOUBLE ANGL	1
36	PAFZZ	5305-00-725-2317	80204	B1821BH038C150N	SCREW,CAP,HEXAGON H	2
37	PBFFF	3040-01-348-6492	98255	SW34689-1	CONNECTING LINK,RIG	1

END OF FIGURE

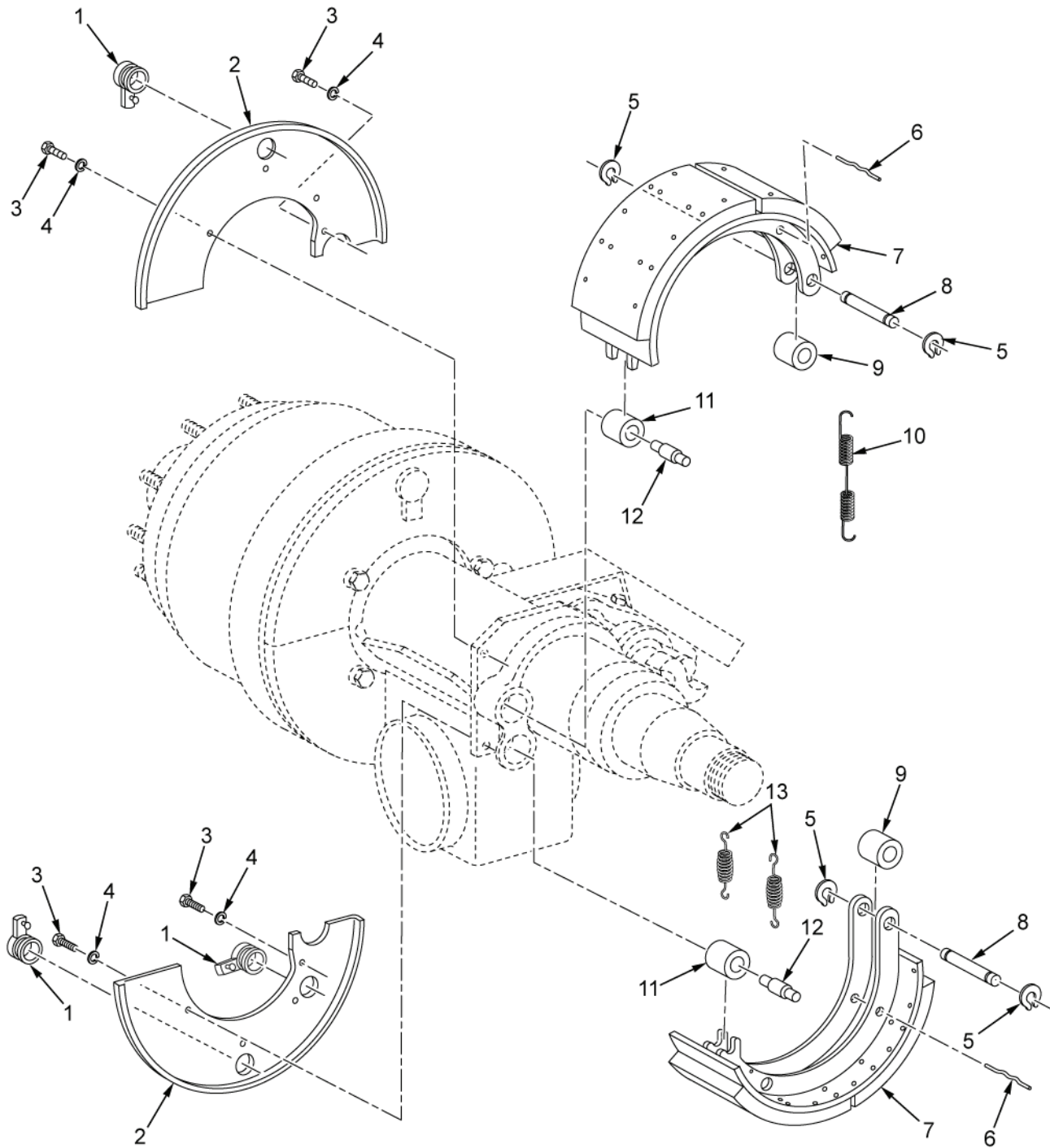


---

FIELD MAINTENANCE

GROUP 1202 SERVICE BRAKES

---



TYPICAL 20 PLACES

HETP223

Figure 20. Brake Shoes and Related Parts.

(1) ITEM NO.	(2) SMR CODE	(3) NSN	(4) CAGEC	(5) PART NUMBER	(6) DESCRIPTION AND USABLE ON CODE (UOC)	(7) QTY
					GROUP 1202	FIGURE 20. BRAKE SHOES AND RELATED PARTS
1	PAFZZ	5340-01-386-0998	3D6E9	45X-1047	PLUG,PROTECTIVE,DUS	3
2	XDFZZ		78500	3264-Y-1325X	PLATE,BACKING,BRAKE	2
3	PAFZZ	5305-01-437-8067	78500	S-2542	SCREW,CAP,HEXAGON H	4
4	PAFZZ	5310-01-291-2200	3D6E9	1229-J-1570	WASHER,SLOTTED	4
5	PAFZZ	5325-01-386-1006	3D6E9	1229-T-3166	RING,RETAINING	4
6	PAFZZ	5315-00-784-0637	78500	1218G85	PIN,RETURN SPRING	2
7	PAFZZ	2530-01-348-2132	78500	SR3014670Q	BRAKE SHOE	2
8	PAFZZ	5315-01-333-4618	3D6E9	1246-F-1020	PIN,GROOVED,HEADLES	2
9	PAFZZ	2530-01-351-8594	78500	2297-C-5021	ROLLER,BRAKE SHOE	2
10	XDFZZ		78500	2258-B-704S	SPRING,HELICAL,EXTE	1
11	PAFZZ	3120-00-255-6042	3D6E9	1225B496	BUSHING,ANCHOR PIN	2
12	PAFZZ	5315-01-129-6898	78500	1259-N-274	PIN,SHOULDER,HEADLE	2
13	PAFZZ	5360-01-158-1974	3D6E9	2258-Q-615	SPRING,HELICAL,EXTE	2

END OF FIGURE



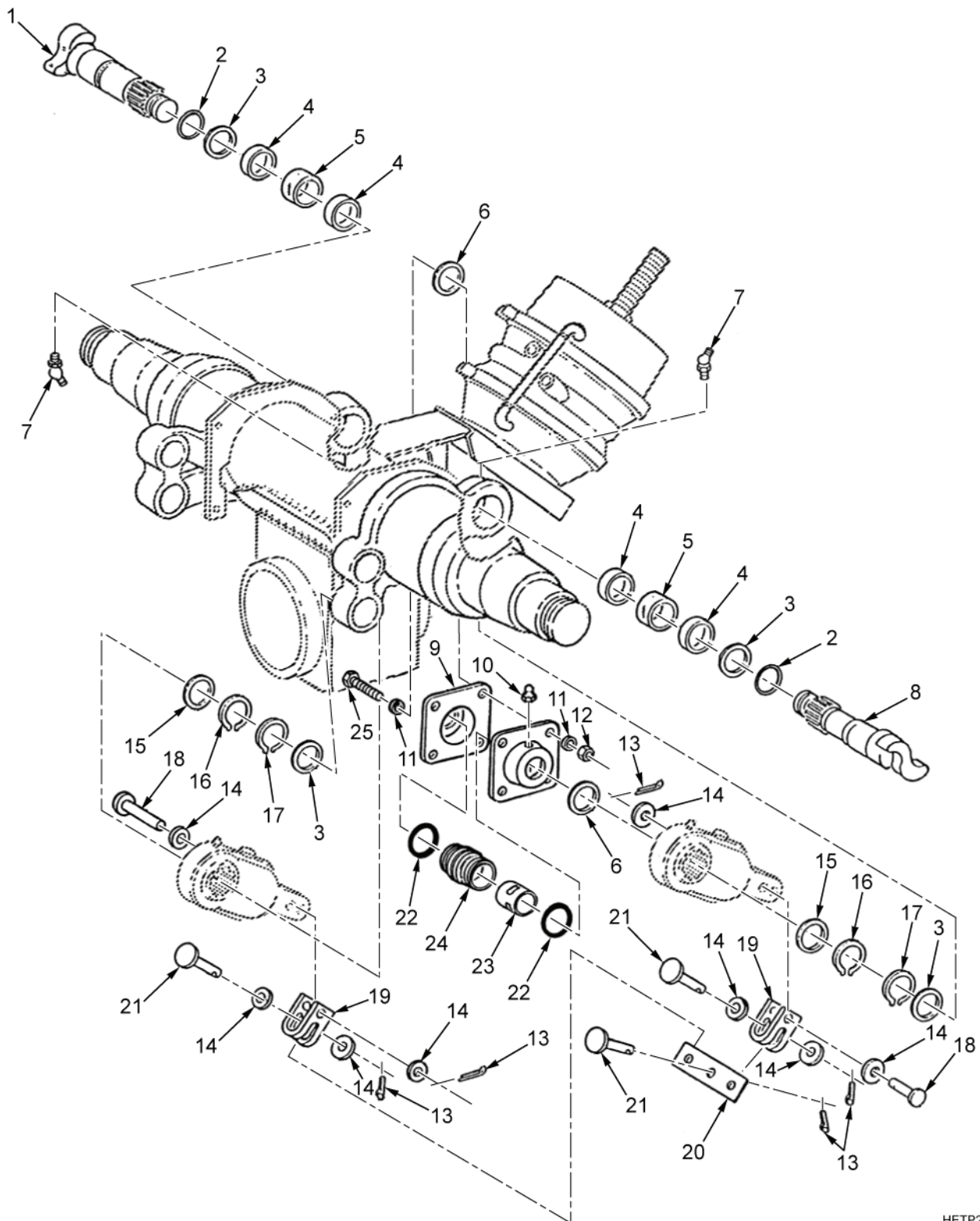


---

FIELD MAINTENANCE

GROUP 1202 SERVICE BRAKES

---



HETP224

Figure 21. Service Brake Installation.

(1) ITEM NO.	(2) SMR CODE	(3) NSN	(4) CAGEC	(5) PART NUMBER	(6) DESCRIPTION AND USABLE ON CODE (UOC)	(7) QTY
					GROUP 1202	
					FIGURE 21. SERVICE BRAKE INSTALLATION	
1	PAFZZ	2530-01-331-6703	78500	2210-X-6810-S	CAMSHAFT,ACTUATING (RIGHT HAND)	1
2	PAFZZ	5331-00-790-6324	3D6E9	5X-522	O-RING	2
3	PAFZZ	5310-01-224-6835	3D6E9	1229X3118	WASHER,FLAT	4
4	PAFZZ	5330-01-328-6090	78500	1205-Q-2123	GASKET	4
5	PAFZZ	3120-01-418-8385	78500	1225-N-1158	BUSHING,SLEEVE	2
6	PAFZZ	5310-01-133-5373	3D6E9	1229-B-1848	WASHER,FLAT	2
7	PAFZZ	4730-00-172-0052	81343	AS15006-2-C	FITTING,LUBRICATION	2
8	PAFZZ	2530-01-332-0229	78500	2210-Y-6811-S	CAMSHAFT,ACTUATING (LEFT HAND)	1
9	PAFZZ	2530-01-311-8410	78500	A23105G1151	PARTS KIT,BRAKE ADJ (S-CAM RETAINER)	1
10	PAFZZ	4730-00-007-2275	78500	1199X1870	FITTING,LUBRICATION	1
11	PAFZZ	5310-01-116-4762	3D6E9	1229-K-1597-Z	WASHER,FLAT	8
12	PAFZZ	5310-01-290-2192	3D6E9	NL-26-1	NUT,PLAIN,HEXAGON	4
13	PAFZZ	5315-00-010-3389	6N299	0904002-3	PIN,COTTER	5
14	PAFZZ	5310-00-930-7013	11083	4B4280	WASHER,FLAT	8
15	PAFZZ	5365-00-753-4865	3D6E9	1229J868	SPACER,RING	2
16	PAFZZ	5325-01-348-7429	78500	1229Y4393	RING,RETAINING	2
17	PAFZZ	5325-01-326-5125	3D6E9	1229-D-3124	RING,RETAINING	2
18	PAFZZ	5315-00-896-8950	78500	19X1083	PIN,STRAIGHT,HEADED	2
19	PAFZZ	5340-01-333-8280	78500	1245-D-1018-S	CLEVIS,ROD END	2
20	PAFZZ	5340-01-331-7694	78500	3280-G-8847-S	PLATE,MENDING	1
21	PAFZZ	5315-01-357-0826	78500	19X1084	PIN,STRAIGHT,HEADED	3
22	PAFZZ	5330-01-024-2294	78500	1205V1452	PACKING,PREFORMED	2
23	PAFZZ	3120-01-335-2997	3D6E9	1225E1201	BUSHING,SLEEVE	1
24	PAFZZ	3120-01-179-7532	9S143	M-1404	BEARING,SLEEVE	1
25	PAFZZ	5305-00-269-3238	80204	B1821BH038F125N	SCREW,CAP,HEXAGON H	4

END OF FIGURE

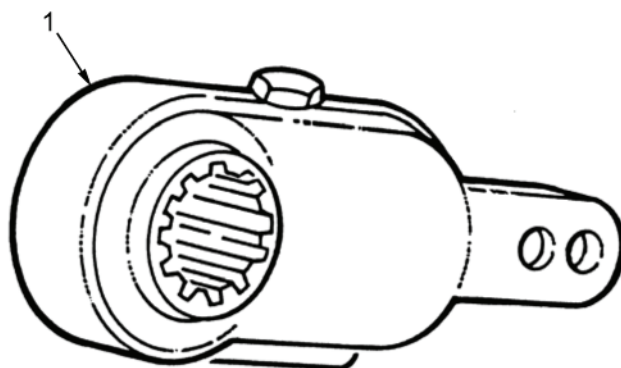


---

FIELD MAINTENANCE

GROUP 1206 MECHANICAL BRAKE SYSTEM

---



TYPICAL 20 PLACES

HETP225

Figure 22. Slack Adjuster.

(1) ITEM NO.	(2) SMR CODE	(3) NSN	(4) CAGEC	(5) PART NUMBER	(6) DESCRIPTION AND USABLE ON CODE (UOC)	(7) QTY
					GROUP 1206	
					FIGURE 22. SLACK ADJUSTER	
1	PAFZZ	2530-01-332-2456	78500	A5-3275-X-596-S	ADJUSTER,SLACK,BRAK	1

END OF FIGURE





---

FIELD MAINTENANCE  
GROUP 1208 AIR BRAKE SYSTEM

---

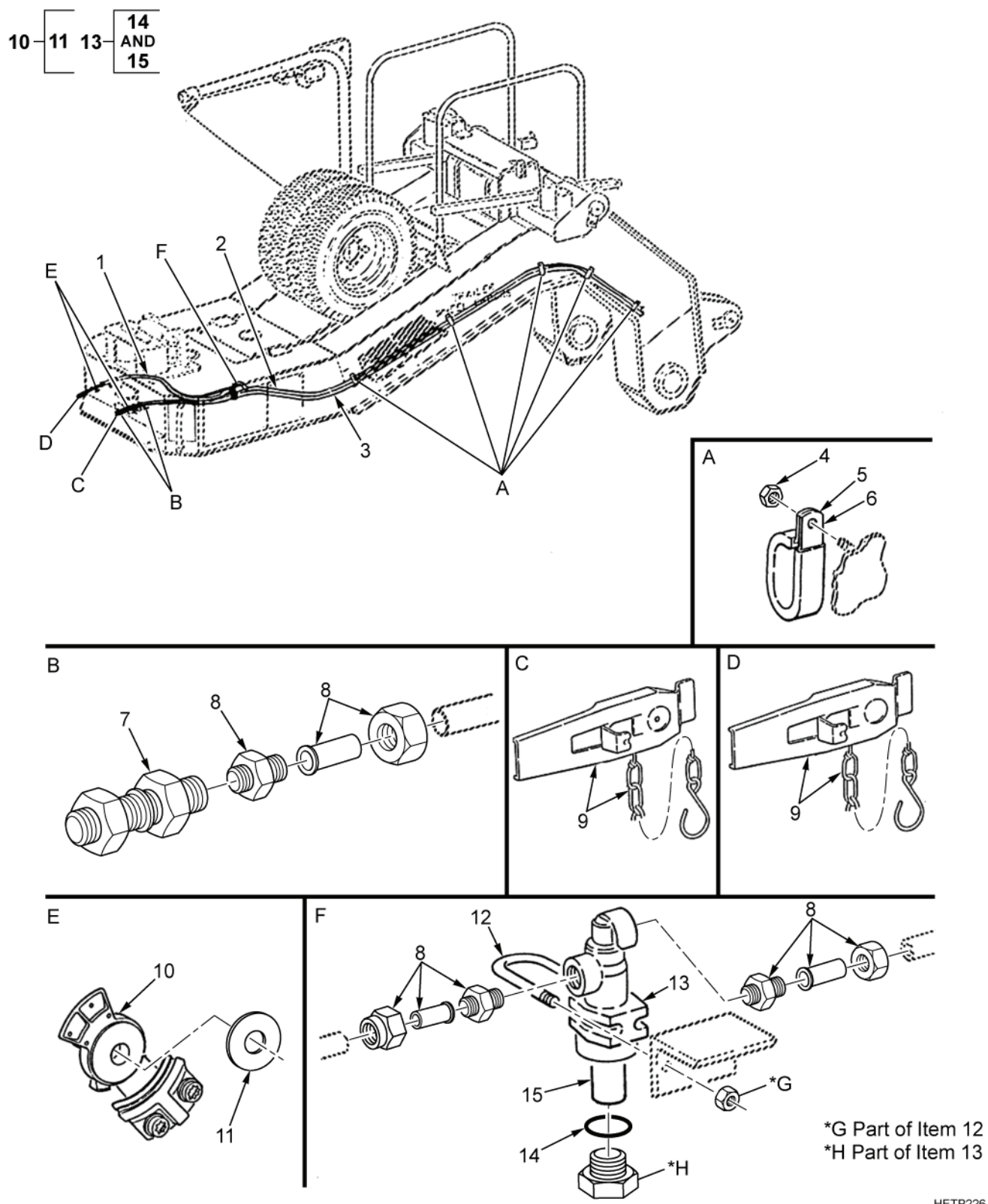


Figure 23. Gooseneck Pneumatic Installation.

(1) ITEM NO.	(2) SMR CODE	(3) NSN	(4) CAGEC	(5) PART NUMBER	(6) DESCRIPTION AND USABLE ON CODE (UOC)	(7) QTY
					GROUP 1208	
					FIGURE 23. GOOSENECK PNEUMATIC INSTALLATION	
1	MFFFF		98255	SW13319P-2204	HOSE, NONMETALLIC MAKE FROM HOSE P/N PFT-6B (220.5 INCHES)	1
2	MFFFF		98255	SW13319P-1812	HOSE, NONMETALLIC MAKE FROM HOSE P/N PFT-6B (181.25 INCHES)	1
3	MFFFF		98255	SW13319P-0180	HOSE, NONMETALLIC MAKE FROM HOSE P/N PFT-6B (18.0 INCHES)	1
4	PAFZZ	5310-00-877-5797	80205	MS21044N3	NUT, SELF-LOCKING, HE	5
5	PAFZZ	5340-00-901-8132	96906	MS21334-26	CLAMP, LOOP (USED ON ALL S/N'S EXCEPT S001 THRU S203)	5
6	PAFZZ	5340-00-286-9418	81343	AS21919WDG16	CLAMP, LOOP (USED ON ALL S/N'S S001 THRU S203)	2
7	PAFZZ	4730-01-106-2453	56161	10552822	REDUCER, PIPE	2
8	PAFZZ	4730-01-062-2570	81343	6-4 100102BA	ADAPTER, STRAIGHT, PI	4
9	PAFZZ	2530-00-270-3878	06721	N13048	DUMMY COUPLING, AUTO	1
9	PAFZZ	2530-00-137-9235	06721	N13048A	DUMMY COUPLING, AUTO	1
10	PAFZZ	4730-00-595-0083	58536	A52484-1	COUPLING HALF, QUICK (SERVICE)	1
10	PAFZZ	4730-01-096-3204	06721	N20415NA	COUPLING HALF, QUICK (EMERGENCY)	1
11	PAFZZ	5330-00-090-2128	77969	A52484-2	.PACKING, PREFORMED	2
12	PAFZZ	5306-00-286-0481	39428	3043T19	BOLT, U	1
13	PAFZZ	2530-00-797-9295	98255	1K1509	AIR FILTER, BRAKE LI	1
14	PAFZZ	2530-00-696-0351	06721	RN-13-A	.PARTS KIT, FLUID PRE	1
15	XAFZZ		06721	N-12971-B	.FILTER ELEMENT, FLUI	1

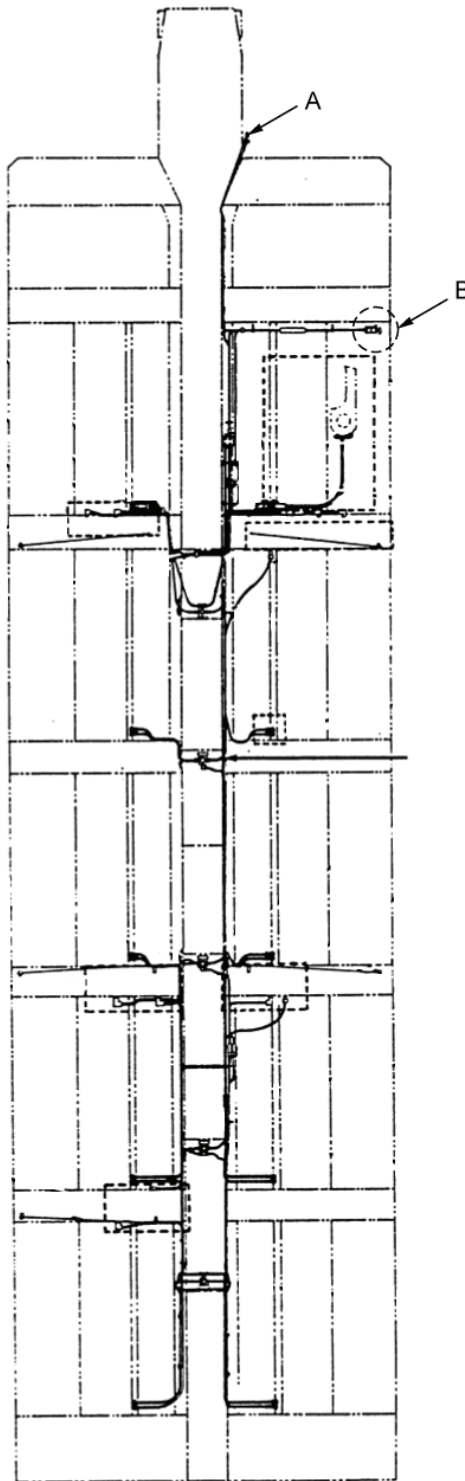
END OF FIGURE



---

**FIELD MAINTENANCE**  
**GROUP 1208 AIR BRAKE SYSTEM**

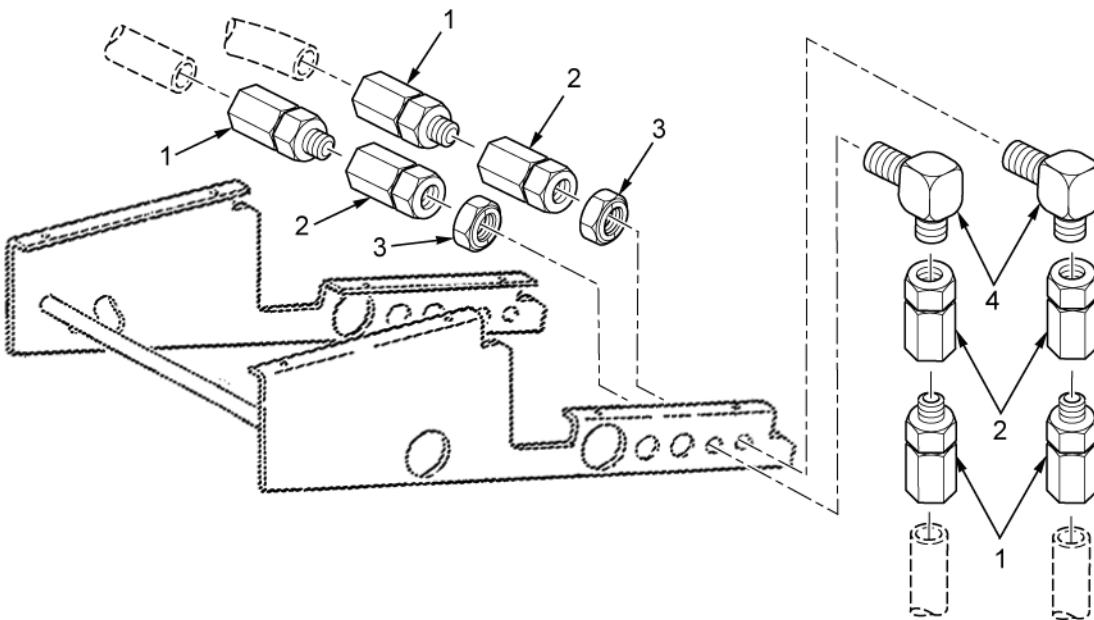
---



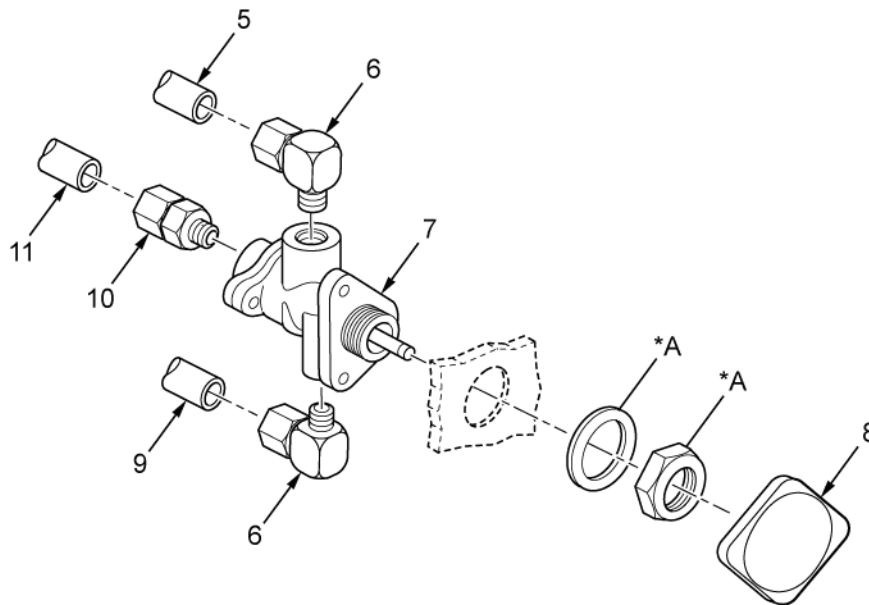
HETP325

Figure 24. Platform Pneumatic Installation (Sheet 1 of 2).

A



B



\*A Part of Item 7

HEPT326

Figure 24. Platform Pneumatic Installation (Sheet 2 of 2).

(1) ITEM NO.	(2) SMR CODE	(3) NSN	(4) CAGEC	(5) PART NUMBER	(6) DESCRIPTION AND USABLE ON CODE (UOC)	(7) QTY
					GROUP 1208	
					FIGURE 24. PLATFORM PNEUMATIC INSTALLATION	
1	PAFZZ	4730-01-096-9128	79146	012033	ADAPTER,STRAIGHT,PI	4
2	PAFZZ	4730-01-157-8924	01276	2242-6-6S	ADAPTER,STRAIGHT,PI	4
3	PAFZZ	4730-00-375-6403	96906	MS51860-55	LOCKNUT,TUBE FITTIN	2
4	PAFZZ	4730-00-883-0643	96906	MS51507A6	ELBOW,TUBE	2
5	MFFZZ		98255	SW13319P-1080	HOSE,NONMETALLIC MAKE FROM HOSE P/N PFT-6B (108.0 INCHES)	2
6	PAFZZ	4730-00-069-1187	81343	SAE J246 6-4 100202BA	ELBOW,PIPE TO TUBE	2
7	PAFZZ	2530-01-360-4332	06721	N-14488-AM	VALVE,BRAKE PNEUMAT	1
8	PAFZZ	5355-01-360-9529	06721	1175013	KNOB	1
9	MFFZZ		98255	SW13319P-2040	HOSE,NONMETALLIC MAKE FROM HOSE P/N PFT-6B (204.0 INCHES)	1
10	PAFZZ	4730-01-062-2570	81343	6-4 100102BA	ADAPTER,STRAIGHT,PI	1
11	MFFZZ		98255	SW13319P-1320	HOSE,NONMETALLIC MAKE FROM HOSE P/N PFT-6B (132.0 INCHES)	1

END OF FIGURE

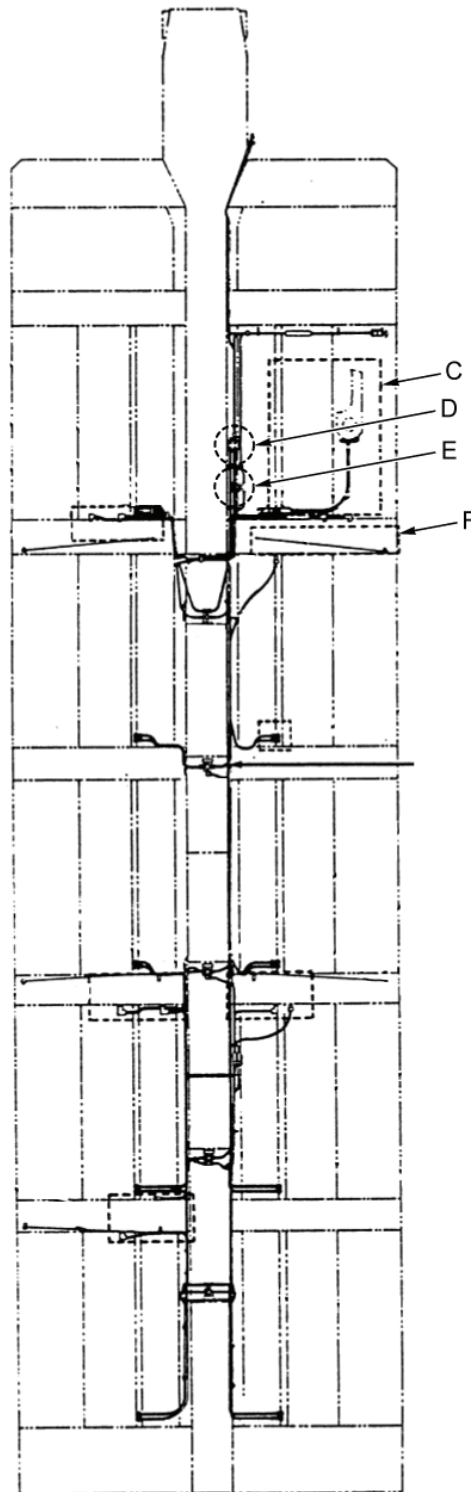




---

**FIELD MAINTENANCE**  
**GROUP 1208 AIR BRAKE SYSTEM**

---



HETP327

Figure 25. Platform Pneumatic Installation (Detail C, D, E, and F) (Sheet 1 of 2).

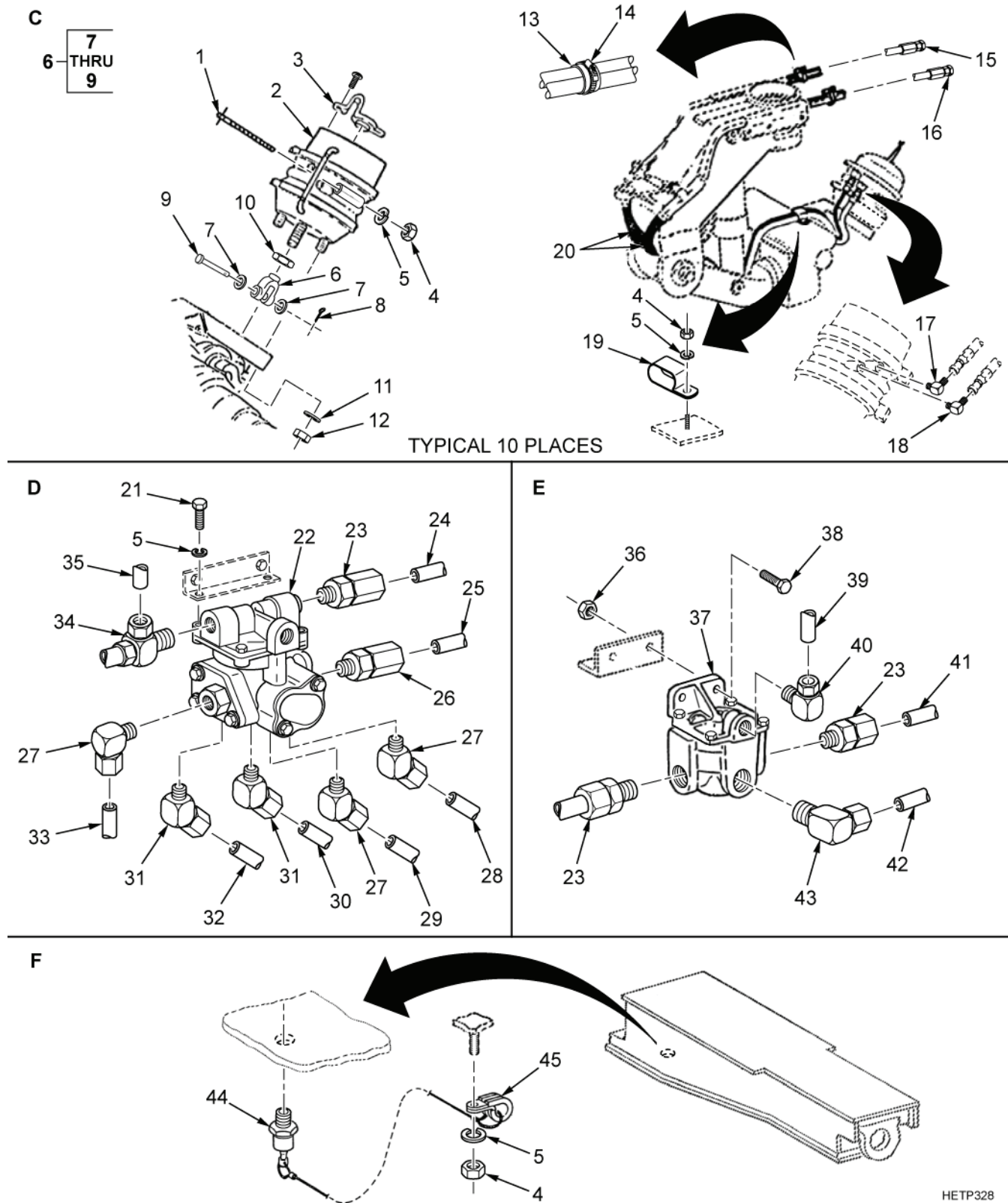


Figure 25. Platform Pneumatic Installation (Detail C, D, E, and F) (Sheet 2 of 2).

(1) ITEM NO.	(2) SMR CODE	(3) NSN	(4) CAGEC	(5) PART NUMBER	(6) DESCRIPTION AND USABLE ON CODE (UOC)	(7) QTY
					GROUP 1208	
					FIGURE 25. PLATFORM PNEUMATIC INSTALLATION (DETAIL C, D, E, AND F)	
1	PAFZZ	5306-01-313-9961	4B100	9007003	BOLT,MACHINE	1
2	PAFZZ	2530-01-387-8426	3D6E9	U63-3276-D-30	CHAMBER,AIR BRAKE	1
3	PAFZZ	2530-01-367-6668	4B100	9019005P	PARTS KIT,BRAKE CHA	1
4	PAFZZ	5310-00-761-6882	96906	MS51967-2	NUT,PLAIN,HEXAGON	3
5	PAFZZ	5310-00-582-5965	80205	MS35338-44	WASHER,LOCK	4
6	PAFFZ	5340-00-801-8163	3D6E9	1245C185	CLEVIS,ROD END	1
7	PAFZZ	5310-00-178-7733	3D6E9	1229U1503Z	.WASHER,FLAT	2
8	PAFZZ	5315-00-010-3389	78500	K2416	.PIN,COTTER	1
9	PAFZZ	5315-01-357-0826	78500	19X1084	.PIN,STRAIGHT,HEADED	1
10	PAFZZ	5310-01-117-6260	72582	124925	NUT,PLAIN,HEXAGON	1
11	PAFZZ	5310-00-178-7733	3D6E9	1229U1503Z	WASHER,FLAT	2
12	PAFZZ	5310-01-325-7399	3D6E9	NL-210	NUT,SELF-LOCKING,HEXAGON	2
13	PAFZZ	9390-01-371-9935	77969	4507-2470	NONMETALLIC CHANNEL	2
14	PAFZZ	4730-01-234-1756	7Z588	7Z588-9324 B	CLAMP,HOSE	2
15	PAFZZ	4720-01-522-1322	98255	SW33317-1	HOSE,NONMETALLIC	1
16	PAFZZ	4720-01-541-8129	87373	2660606080808-136.5	HOSEASSEMBLY,NONME	1
17	PAFZZ	4730-00-555-1764	96906	MS51504A8	ELBOW,PIPE TO TUBE	1
18	PAFZZ	4730-00-231-3012	81343	AS5195-0606	ELBOW,PIPE TO TUBE	1
19	PAFZZ	5340-00-921-6993	80205	MS21334-32	CLAMP,LOOP	1
20	PAFZZ	4720-01-351-9758	98441	AS-B-15	GUARD,HOSE-TUBING MAKE FROM P/N AS-B-15	2
21	PAFZZ	5305-01-358-8406	96906	MS51869-27	SCREW,TAPPING	2
22	PAFZZ	4820-01-359-6577	06721	N-50008-A	VALVE ASSEMBLY,MANI	1
23	PAFZZ	4730-01-096-9128	79146	012033	ADAPTER,STRAIGHT,PI	3
24	MFFZZ		98255	SW13319P-0090-BK	HOSE,NONMETALLIC MAKE FROM HOSE P/N PFT-6B (9.0 INCHES)	1
25	MFFZA	4720-01-482-2692	98255	SW13319P-1200	HOSE,NONMETALLIC MAKE FROM HOSE P/N PFT-6B (120.0 INCHES)	1
26	PAFZZ	4730-01-096-9127	93061	68NTA-6-8	ADAPTER,STRAIGHT,PI	1
27	PAFZZ	4730-01-274-1825	81343	6-6 100202BA	ELBOW,PIPE TO TUBE	3
28	MFFZZ		98255	SW13319P-1030	HOSE,NONMETALLIC MAKE FROM HOSE P/N PFT-6B (103.0 INCHES)	1
29	MFFZZ		98255	SW13319P-0720	HOSE,NONMETALLIC MAKE FROM HOSE P/N PFT-6B (72.0 INCHES)	1
30	MFFZZ		98255	SW13319P-1800	HOSE,NONMETALLIC MAKE FROM HOSE P/N PFT-6B (180.0 INCHES)	1
31	PAFZZ	4730-01-086-2864	81343	6-6 100302BA	ELBOW,PIPE TO TUBE	2
32	MFFZZ		98255	SW13319P-1080	HOSE,NONMETALLIC MAKE FROM HOSE P/N PFT-6B (108.0 INCHES)	1
33	MFFZZ		98255	SW13319P-0600	HOSE,NONMETALLIC MAKE FROM HOSE P/N PFT-6B (60.0 INCHES)	1
34	PAFZZ	4730-01-283-1876	81343	6-6-6 100424BA	TEE, PIPE TO TUBE	1
35	MFFZZ		98255	SW13319P-3000	HOSE,NONMETALLIC MAKE FROM HOSE P/N PFT-6B (300.0 INCHES)	1
36	PAFZZ	5310-00-984-3806	81349	M45913/1-5CG5C	NUT,SELF-LOCKING,HE	2
37	PAFZZ	2530-01-332-2420	06721	N-30108-BL	VALVE,RELAY,AIR PRE	1

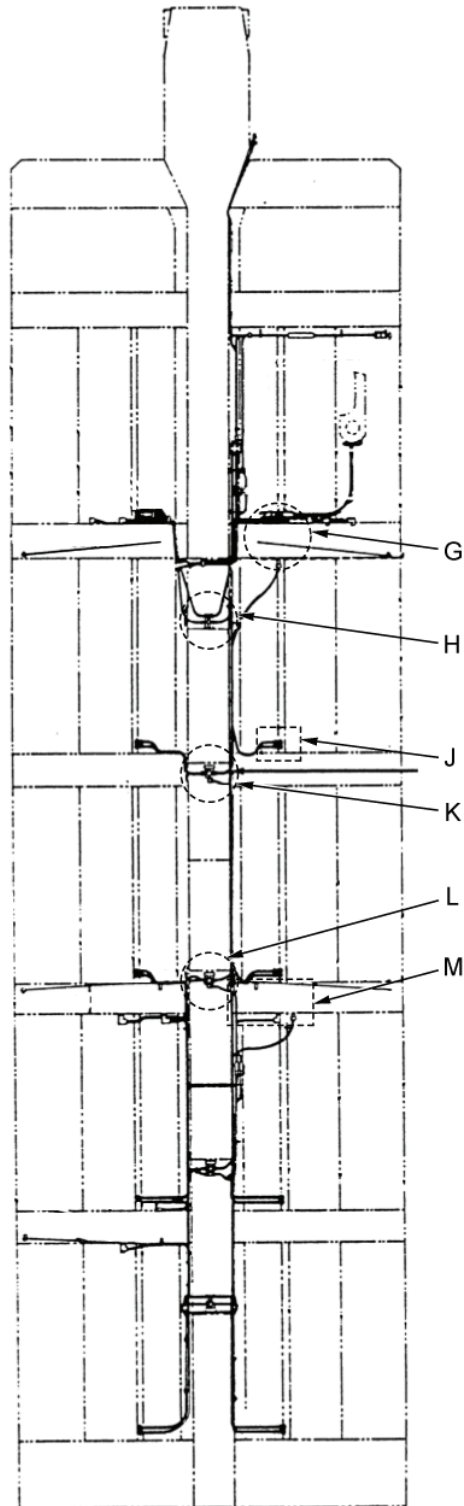
(1) ITEM NO.	(2) SMR CODE	(3) NSN	(4) CAGEC	(5) PART NUMBER	(6) DESCRIPTION AND USABLE ON CODE (UOC)	(7) QTY
38	PAFZZ	5306-01-359-0126	98255	SW30255-35	BOLT,MACHINE	2
39	MFFZZ		98255	SW13319P-1270	HOSE,NONMETALLIC MAKE FROM HOSE P/N PFT-6B (127.0 INCHES)	1
40	PAFZZ	4730-01-102-4123	81343	10-8 100202BA	ELBOW,PIPE TO TUBE	1
41	MFFZZ		98255	SW13319P-0340-BK	HOSE,NONMETALLIC MAKE FROM HOSE P/N PFT-6B (34.0 INCHES)	1
42	MFFZZ		98255	SW13321P-0540-BK	HOSE,NONMETALLIC MAKE FROM HOSE P/N PFT-6B (54.0 INCHES)	1
43	PAFZZ	4730-00-069-1187	81343	SAE J246 6-4 100202BA	ELBOW,PIPE TO TUBE	1
44	PAFZZ	4820-01-291-0991	06721	N3613T	COCK,DRAIN	1
45	PAFZZ	5340-00-809-1494	80205	MS21333-105	CLAMP,LOOP	1

END OF FIGURE

---

**FIELD MAINTENANCE**  
**GROUP 1208 AIR BRAKE SYSTEM**

---



HETP227

Figure 26. Platform Pneumatic Installation (Detail G, H, J, K, L, and M) (Sheet 1 of 2).

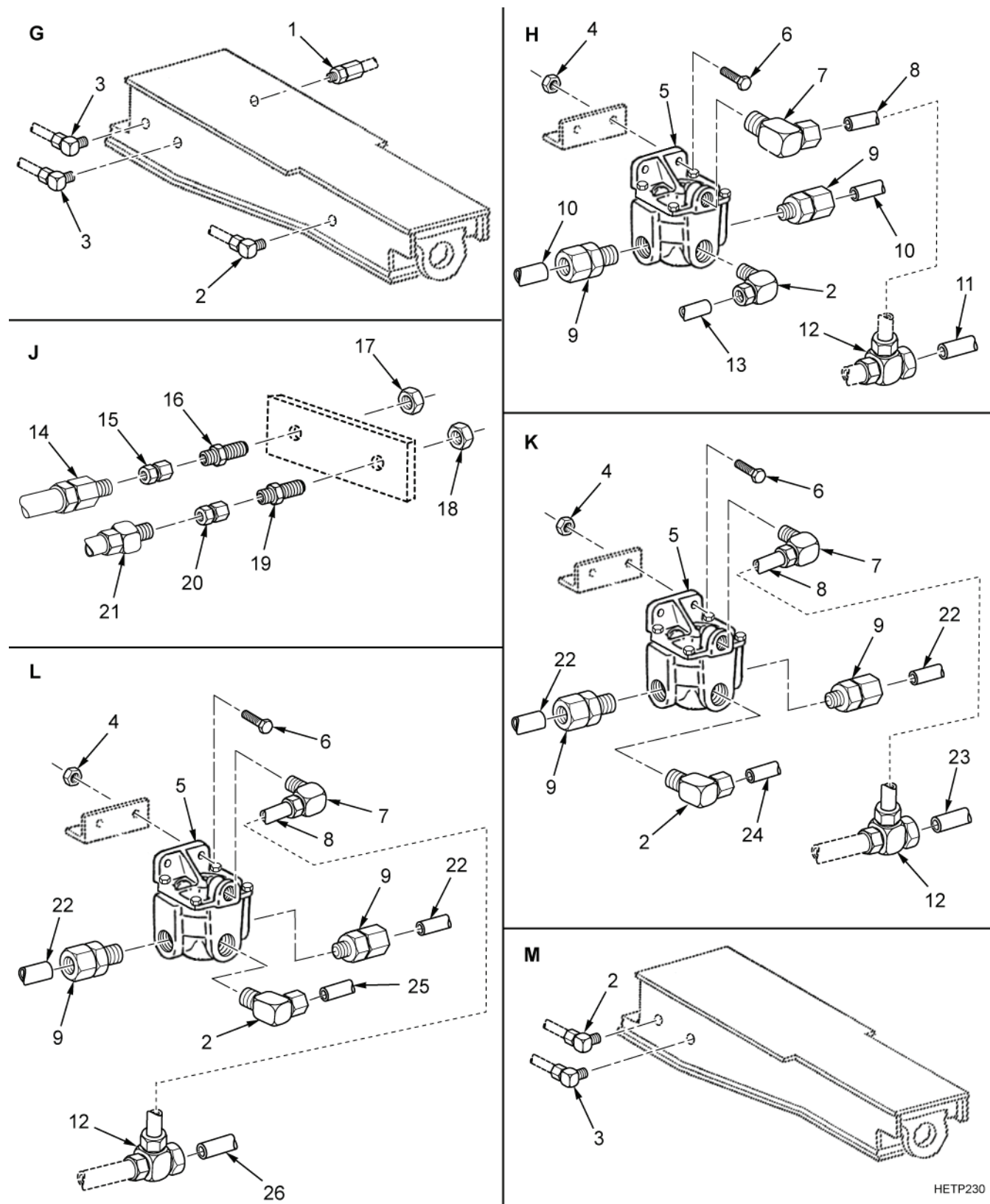


Figure 26. Platform Pneumatic Installation (Detail G, H, J, K, L, and M) (Sheet 2 of 2).

(1) ITEM NO.	(2) SMR CODE	(3) NSN	(4) CAGEC	(5) PART NUMBER	(6) DESCRIPTION AND USABLE ON CODE (UOC)	(7) QTY
					GROUP 1208	
					FIGURE 26. PLATFORM PNEUMATIC INSTALLATION (DETAIL G, H, J, K, L, AND M)	
1	PAFZZ	4730-01-196-7479	81343	10-8 100102BA	ADAPTER,STRAIGHT,PI	1
2	PAFZZ	4730-01-102-4123	81343	10-8 100202BA	ELBOW,PIPE TO TUBE	5
3	PAFZZ	4730-01-134-3563	81343	SAE J246 6-8 100202BA	ELBOW,PIPE TO TUBE	3
4	PAFZZ	5310-00-984-3806	81349	M45913/1-5CG5C	NUT,SELF-LOCKING,HE	6
5	PAFZZ	2530-01-332-2420	06721	N-30108-BL	VALVE,RELAY,AIR PRE	3
6	PAFZZ	5306-01-359-0126	98255	SW30255-35	BOLT,MACHINE	6
7	PAFZZ	4730-00-069-1187	81343	SAE J246 6-4 100202BA	ELBOW,PIPE TO TUBE	3
8	MFFZZ		98255	SW13319P-0090-BK	HOSE,NONMETALLIC MAKE FROM HOSE P/N PFT-6B (9.0 INCHES)	3
9	PAFZZ	4730-01-091-8032	81343	J246 8-6 100102BA	ADAPTER,STRAIGHT,PI	6
10	MFFZZ		98255	SW27621-0730-BK	HOSE,NONMETALLIC MAKE FROM HOSE P/N CPR104420-3 (73.0 INCHES)	2
11	MFFZZ		98255	SW13319P-0510-BK	HOSE,NONMETALLIC MAKE FROM HOSE P/N PFT-6B (51.0 INCHES)	1
12	PAFZZ	4730-01-134-3571	81343	6-6-6 100401BA	TEE,TUBE	3
13	MFFZZ		98255	SW13321P-0720-BK	HOSE,NONMETALLIC MAKE FROM HOSE P/N PFT-10B-BLK-100 (72.0 INCHES)	1
14	PAFZZ	4730-01-096-9128	79146	012033	ADAPTER,STRAIGHT,PI	1
15	PAFZZ	4730-01-157-8924	01276	2242-6-6S	ADAPTER,STRAIGHT,PI	1
16	PAFZZ	4730-01-278-0998	96906	MS51520A6Z	ADAPTER,STRAIGHT,TU	1
17	PAFZZ	4730-00-375-6403	96906	MS51860-55	LOCKNUT,TUBE FITTIN	1
18	PAFZZ	4730-01-151-3670	81343	SAE J514 8 070118C	LOCKNUT,TUBE FITTIN	1
19	PAFZZ	4730-00-226-6772	96906	MS51520A8S	ADAPTER,STRAIGHT,TU	1
20	PAFZZ	4730-01-183-7167	01276	2242-8-8S	ADAPTER,STRAIGHT,PI	1
21	PAFZZ	4730-01-134-7759	81343	8-8 100102BA	ADAPTER,STRAIGHT,PI	1
22	MFFZZ		98255	SW27621-0350-BK	HOSE,NONMETALLIC MAKE FROM HOSE P/N CPR104420-3 (35.0 INCHES)	4
23	MFFZZ		98255	SW13319P-0640-BK	HOSE,NONMETALLIC MAKE FROM HOSE P/N PFT-6B (64.0 INCHES)	1
24	MFFZZ		98255	SW13321P-0824-BK	HOSE,NONMETALLIC MAKE FROM HOSE P/N PFT-10B-BLK-100 (82.5 INCHES)	1
25	MFFZZ		98255	SW13321P-0720-BK	HOSE,NONMETALLIC MAKE FROM HOSE P/N PFT-10B-BLK-100 (72.0 INCHES)	1
26	MFFZZ		98255	SW13319P-0390-BK	HOSE,NONMETALLIC MAKE FROM HOSE P/N PFT-6B (39.0 INCHES)	1

END OF FIGURE

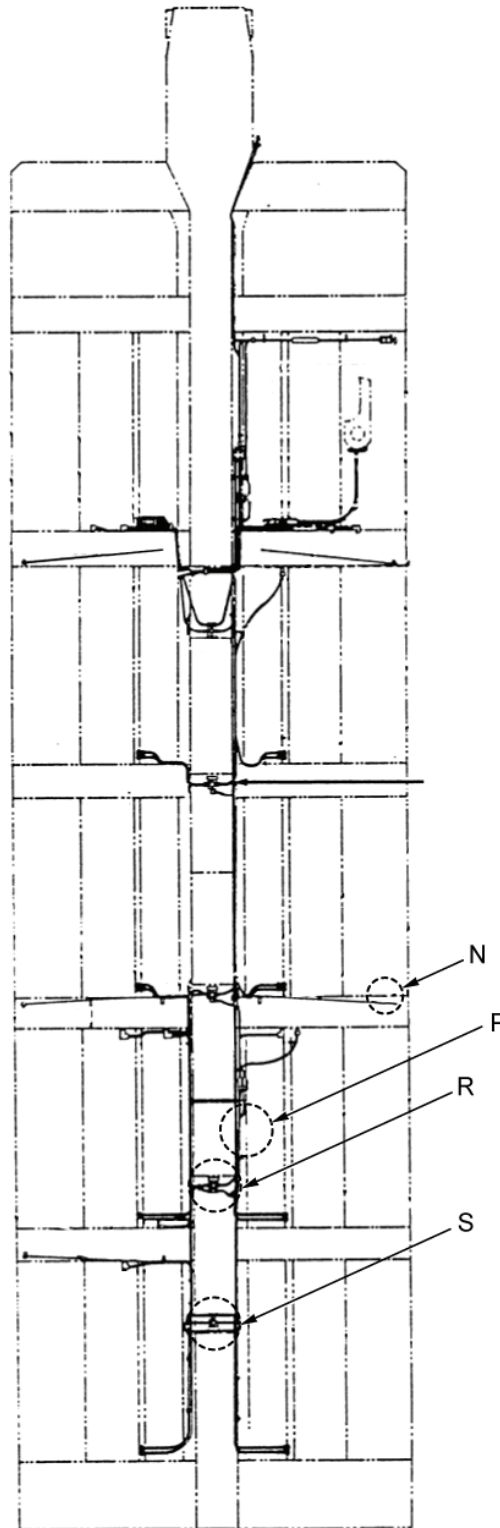




---

**FIELD MAINTENANCE**  
**GROUP 1208 AIR BRAKE SYSTEM**

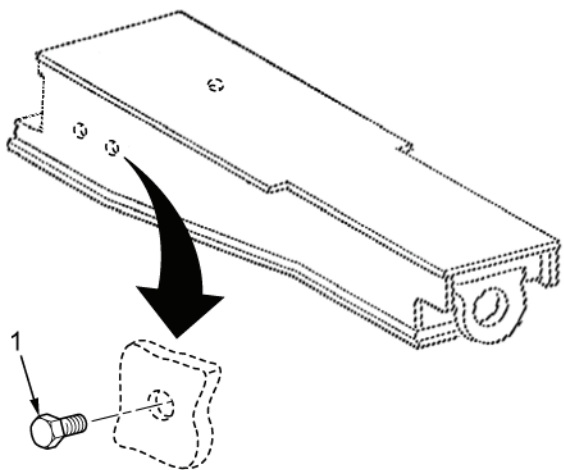
---



HETP343

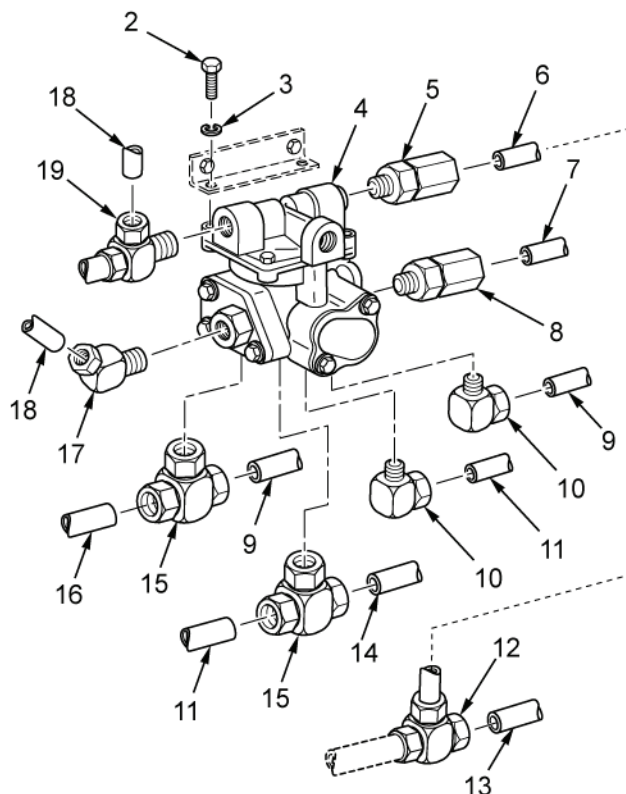
Figure 27. Platform Pneumatic Installation (Detail N, P, R, and S) (Sheet 1 of 2).

N

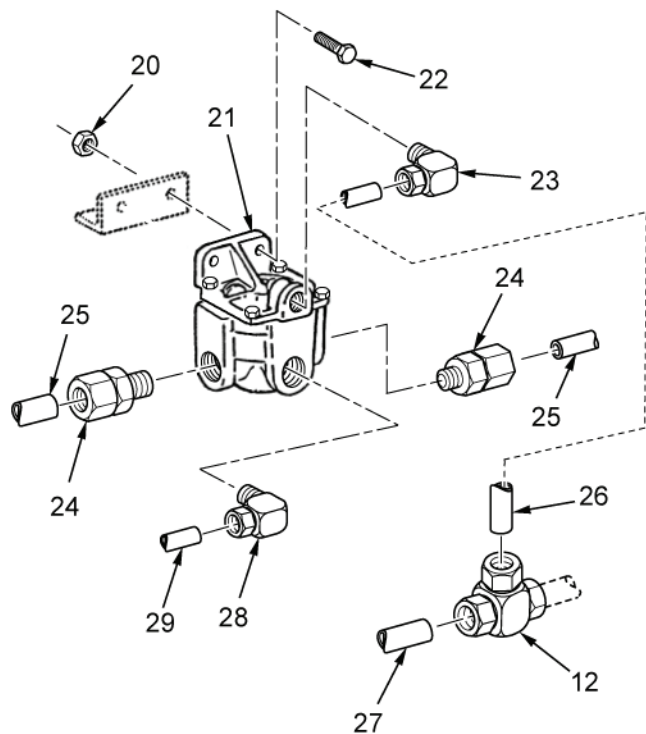


(REF ALL AIRTANKS UNUSED PORTS)  
(TYPICAL 18 PLACES)

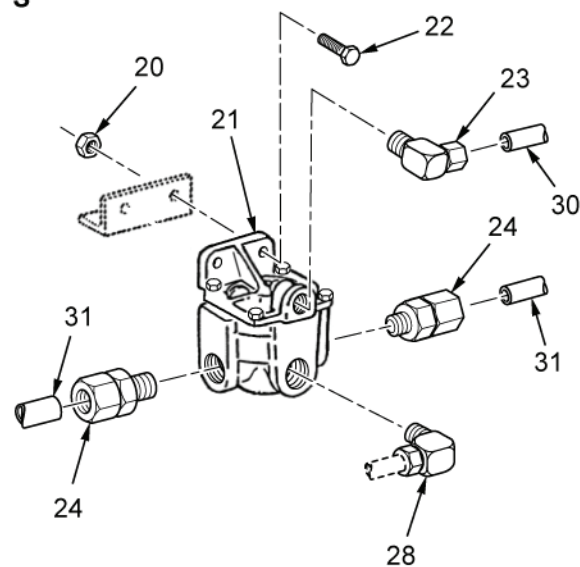
P



R



S



HETP231

Figure 27. Platform Pneumatic Installation (Detail N, P, R, and S) (Sheet 2 of 2).

(1) ITEM NO.	(2) SMR CODE	(3) NSN	(4) CAGEC	(5) PART NUMBER	(6) DESCRIPTION AND USABLE ON CODE (UOC)	(7) QTY
					GROUP 1208	
					FIGURE 27. PLATFORM PNEUMATIC INSTALLATION (DETAIL N, P, R, AND S)	
1	PAFZZ	4730-01-412-5203	81343	8 130109C	PLUG,PIPE	1
2	PAFZZ	5305-01-358-8406	96906	MS51869-27	SCREW,TAPPING	1
3	PAFZZ	5310-00-582-5965	80205	MS35338-44	WASHER,LOCK	1
4	PAFZZ	4820-01-359-6577	06721	N-50008-A	VALVE ASSEMBLY,MANI	1
5	PAFZZ	4730-01-096-9128	79146	012033	ADAPTER,STRAIGHT,PI	2
6	MFFZZ		98255	SW13319P-0250-BK	HOSE,NONMETALLIC MAKE FROM HOSE P/N PFT-6B (25.0 INCHES)	3
7	MFFZZ		98255	SW13319P-0720	HOSE,NONMETALLIC MAKE FROM HOSE P/N PFT-6B (72.0 INCHES)	3
8	PAFZZ	4730-01-096-9127	93061	68NTA-6-8	ADAPTER,STRAIGHT,PI	1
9	MFFZZ		98255	SW13319P-0840	HOSE,NONMETALLIC MAKE FROM HOSE P/N PFT-6B (84.0 INCHES)	2
10	PAFZZ	4730-01-274-1825	81343	6-6 100202BA	ELBOW,PIPE TO TUBE	3
11	MFFZZ		98255	SW13319P-0600	HOSE,NONMETALLIC MAKE FROM HOSE P/N PFT-6B (60.0 INCHES)	5
12	PAFZZ	4730-01-134-3571	81343	6-6-6 100401BA	TEE,TUBE	3
13	MFFZZ		98255	SW13319P-0170-BK	HOSE,NONMETALLIC MAKE FROM HOSE P/N PFT-6B (17.0 INCHES)	1
14	MFFZZ		98255	SW13319P-0120	HOSE,NONMETALLIC MAKE FROM HOSE P/N PFT-6B (12.0 INCHES)	1
15	PAFZZ	4730-01-283-1877	81343	6-6-6 100425BA	TEE,PIPE TO TUBE	2
16	MFFZZ		98255	SW13319P-1030	HOSE,NONMETALLIC MAKE FROM HOSE P/N PFT-6B (103.0 INCHES)	1
17	PAFZZ	4730-01-086-2864	81343	6-6 100302BA	ELBOW,PIPE TO TUBE	1
18	MFFZZ		98255	SW13319P-0360	HOSE,NONMETALLIC MAKE FROM HOSE P/N PFT-6B (36.0 INCHES)	2
19	PAFZZ	4730-01-283-1876	81343	6-6-6 100424BA	TEE,PIPE TO TUBE	1
20	PAFZZ	5310-00-984-3806	81349	M45913/1-5CG5C	NUT,SELF-LOCKING,HE	4
21	PAFZZ	2530-01-332-2420	06721	N-30108-BL	VALVE,RELAY,AIR PRE	2
22	PAFZZ	5306-01-359-0126	98255	SW30255-35	BOLT,MACHINE	4
23	PAFZZ	4730-00-069-1187	81343	SAE J246 6-4 100202BA	ELBOW,PIPE TO TUBE	2
24	PAFZZ	4730-01-091-8032	81343	J246 8-6 100102BA	ADAPTER,STRAIGHT,PI	4
25	MFFZZ		98255	SW27621-0350-BK	HOSE,NONMETALLIC MAKE FROM HOSE P/NPFT-8B (35.0 INCHES)	2
26	MFFZZ		98255	SW13319P-0150-BK	HOSE,NONMETALLIC MAKE FROM HOSE P/N PFT-6B (15.0 INCHES)	1
27	MFFZZ		98255	SW13319P-0510-BK	HOSE,NONMETALLIC MAKE FROM HOSE P/N PFT-6B (51.0 INCHES)	1
28	PAFZZ	4730-01-102-4123	81343	10-8 100202BA	ELBOW,PIPE TO TUBE	2
29	MFFZZ		98255	SW13321P-0644-BK	HOSE,NONMETALLIC MAKE FROM HOSE P/N PFT-6B (64.5 INCHES)	1
30	MFFZZ		98255	SW27621-0540-BK	HOSE,NONMETALLIC MAKE FROM HOSE P/N CPR104420-3 (54.0 INCHES)	2
31	MFFZZ		98255	SW13321P-0530-BK	HOSE,NONMETALLIC MAKE FROM HOSE P/N PFT-10B-BLK-100 (53.0 INCHES)	1

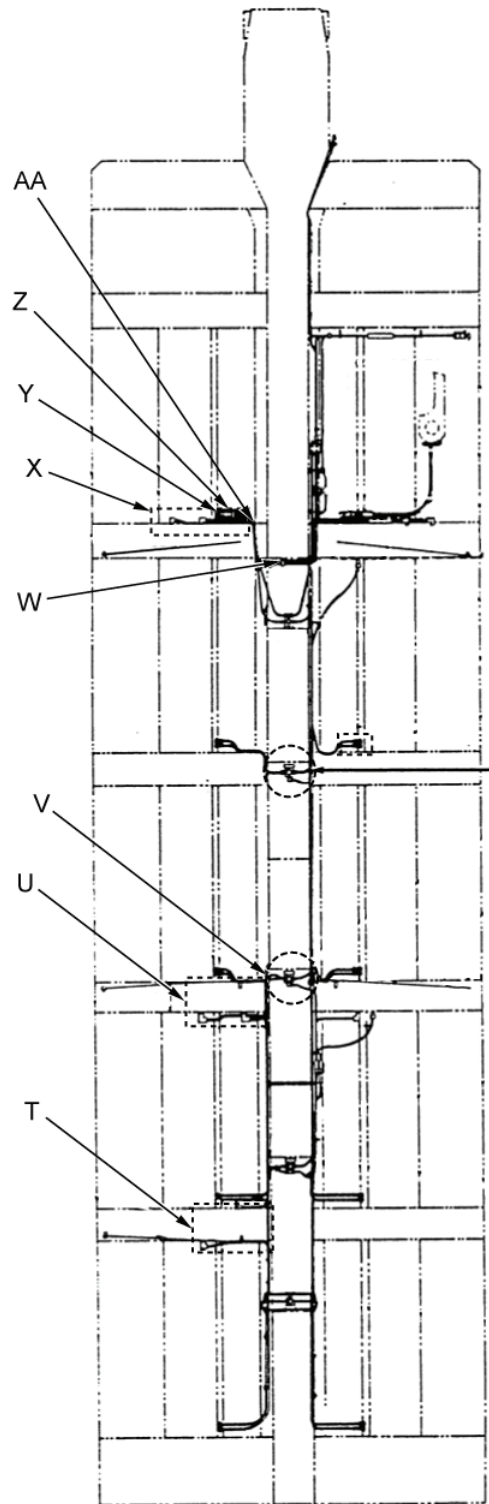
END OF FIGURE



---

**FIELD MAINTENANCE**  
**1208 AIR BRAKE SYSTEM**

---



HETP344

Figure 28. Platform Pneumatic Installation (Detail T, U, V, W, X, Y, Z, and AA) (Sheet 1 of 2).

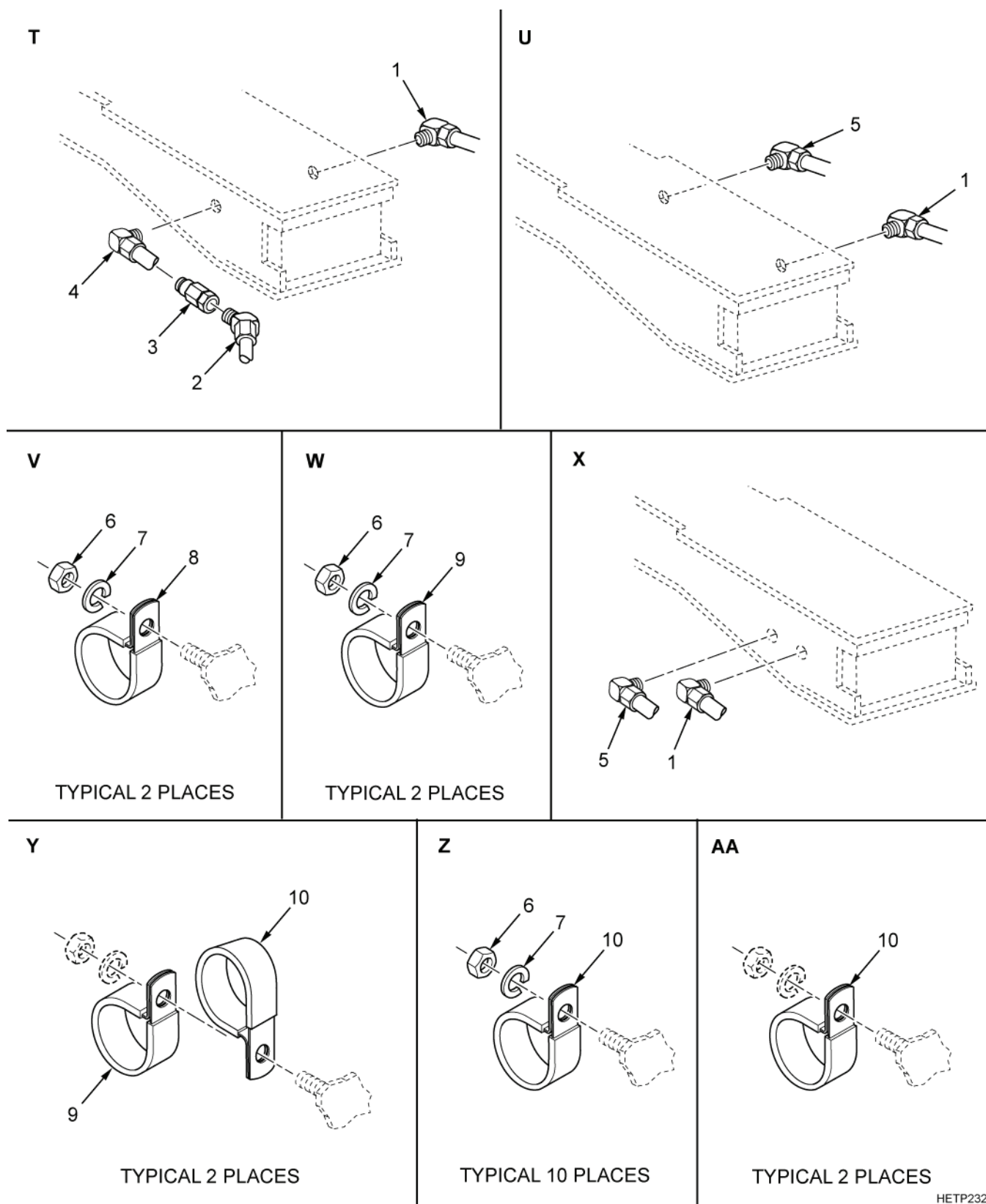


Figure 28. Platform Pneumatic Installation (Detail T, U, V, W, X, Y, Z, and AA) (Sheet 2 of 2).

(1) ITEM NO.	(2) SMR CODE	(3) NSN	(4) CAGEC	(5) PART NUMBER	(6) DESCRIPTION AND USABLE ON CODE (UOC)	(7) QTY
					GROUP 1208	
					FIGURE 28. PLATFORM PNEUMATIC INSTALLATION (DETAIL T, U, V, W, X, Y, Z, AND AA)	
1	PAFZZ	4730-01-102-4123	81343	10-8 100202BA	ELBOW,PIPE TO TUBE	3
2	PAFZZ	4730-01-086-2864	81343	6-6 100302BA	ELBOW,PIPE TO TUBE	1
3	PAFZZ	4820-01-325-2335	06721	N15902A	VALVE,CHECK	1
4	PAFZZ	4730-00-289-2357	81343	SAE J514 8-8 140239C	ELBOW,PIPE	1
5	PAFZZ	4730-01-134-3563	81343	SAE J246 6-8 100202BA	ELBOW,PIPE TO TUBE	5
6	PAFZZ	5310-00-934-9751	80205	MS35650-302	NUT,PLAIN,HEXAGON	3
7	PAFZZ	5310-00-045-3296	80205	MS35338-43	WASHER,LOCK	3
8	PAFZZ	5340-00-291-5347	81343	AS21919WDG08	CLAMP,LOOP	1
9	PAFZZ	5340-00-929-1794	80205	MS21334-31	CLAMP,LOOP	2
10	PAFZZ	5340-00-200-3045	81343	AS21919WDG24	CLAMP,LOOP	3

END OF FIGURE

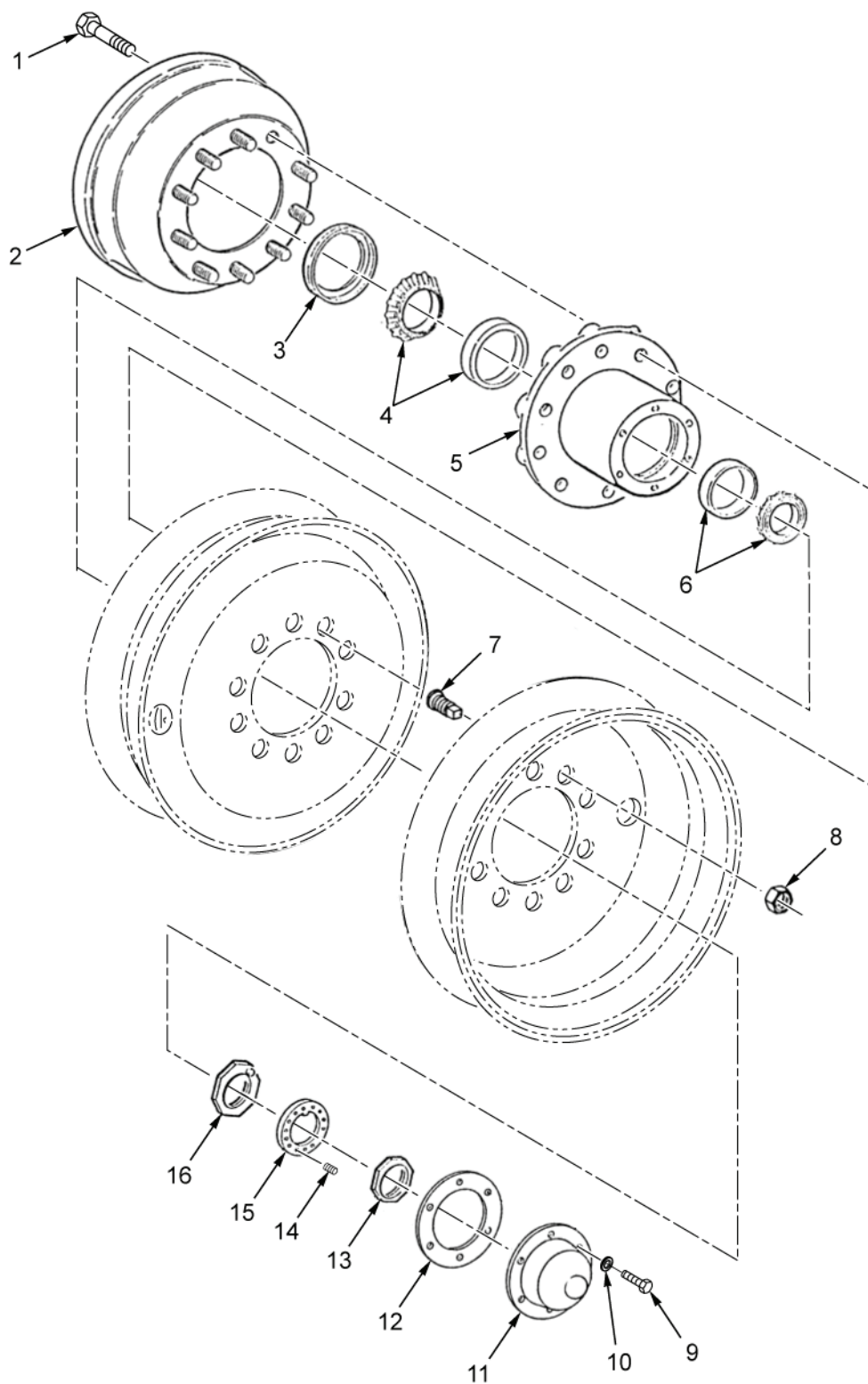




---

FIELD MAINTENANCE  
GROUP 1311 WHEEL ASSEMBLY

---



HETP233

Figure 29. Wheel Assembly.

(1) ITEM NO.	(2) SMR CODE	(3) NSN	(4) CAGEC	(5) PART NUMBER	(6) DESCRIPTION AND USABLE ON CODE (UOC)	(7) QTY
					GROUP 1311	FIGURE 29. WHEEL ASSEMBLY
1	PAFZZ	3040-01-330-8262	3D6E9	20-X-1815	HUB,BODY (LEFT HAND)	10
1	PAFZZ	5307-01-344-6343	78500	20X1816	STUD,SELF-LOCKING (RIGHT HAND)	10
2	PAFFF	2530-01-329-1677	3D6E9	3219-V-3688	BRAKE DRUM	1
3	PAFZZ	5330-01-334-6673	3D6E9	A1205P2226	SEAL,PLAIN ENCASED	1
4	PAFZZ	3110-00-163-7713	51588	HM218248HM218210	BEARING,ROLLER,TAPE	1
5	PAFZZ	2530-01-359-1353	98255	R930172	HUB,WHEEL,VEHICULAR	1
6	PAFZZ	3110-00-829-0575	58536	AA59649-500	BEARING,ROLLER,TAPE	1
7	PAFZZ	2530-00-693-1029	58536	A-A-57174-1	NUT,CAP,DUAL WHEEL (LEFT HAND)	10
7	PAFZZ	5325-00-330-8254	98255	SW34048-1	INSERT,SCREW THREAD (RIGHT HAND)	10
8	PAFZZ	5310-01-270-5463	58536	A52427-L-1.125	NUT,PLAIN,SINGLE BA (LEFT HAND)	10
8	PAFZZ	5310-00-880-2005	58536	A52427-R-1.125	NUT,PLAIN,SINGLE BA (RIGHT HAND)	10
9	PAFZZ	5305-00-969-6018	3D6E9	10X677	SCREW,CAP,HEXAGON H	6
10	PAFZZ	5310-01-291-2200	3D6E9	1229-J-1570	WASHER,SLOTTED	6
11	PAFZZ	2530-00-426-8971	34623	MA-207-22314	HUB CAP,WHEEL	1
12	PAFZZ	5330-01-387-7303	3D6E9	2208N430 NON-ASB	GASKET	1
13	PAFZZ	5310-01-117-2404	78500	R000572	NUT,PLAIN,HEXAGON	1
14	PAFZZ	5305-01-186-5859	78500	1199-K-3859	SETSCREW	1
15	PAFZZ	5310-01-116-4765	78500	R000573	WASHER,LOCK	1
16	PAFZZ	2530-00-886-1103	78500	R000540	NUT,INNER WHEEL BEA	1

END OF FIGURE



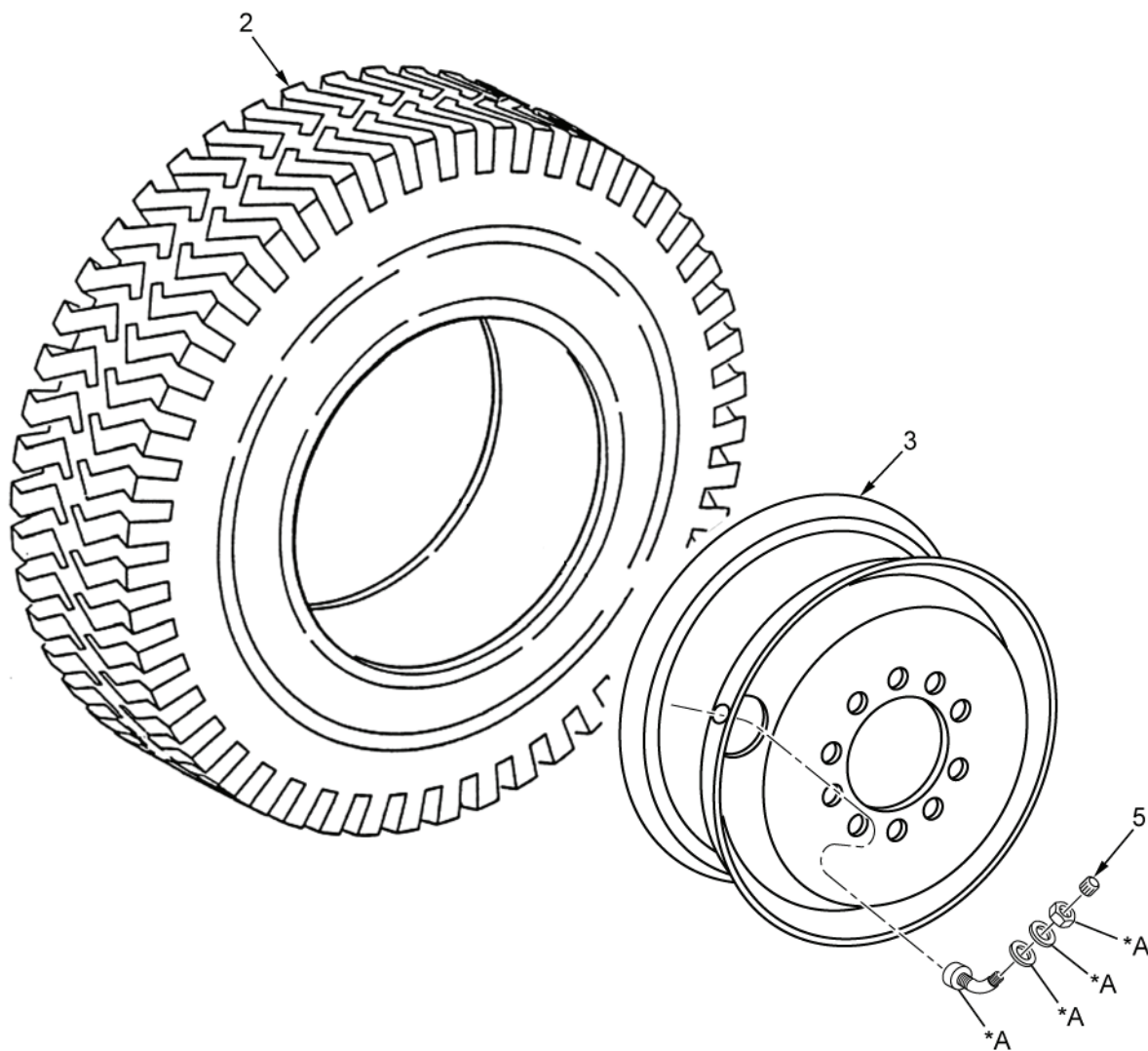
---

FIELD MAINTENANCE

GROUP 1313 TIRES, TUBES, TIRE CHAINS

---

2
1 THRU 4
5



\*A Part of Item 4

HETP234

Figure 30. Tire.

(1) ITEM NO.	(2) SMR CODE	(3) NSN	(4) CAGEC	(5) PART NUMBER	(6) DESCRIPTION AND USABLE ON CODE (UOC)	(7) QTY
					GROUP      FIGURE 30. TIRE 1313	
1	PCFFH	2530-01-506-5762	98255	SW28661	WHEEL,PNEUMATIC TIR	1
2	PCFFH	2610-01-323-4813	12195	82636	.TIRE,PNEUMATIC,VEHI	1
3	PAFZZ	2530-01-326-9201	73195	28112PG	.WHEEL,PNEUMATIC TIR	1
4	PAFZZ	2640-01-321-7725	58536	A-A-52611-2-2-TR 570	.VALVE,PNEUMATIC TIR	1
5	PAFZZ	2640-00-255-9346	58536	A-A-5261-4-1-TRV C3	..CAP,PNEUMATIC VALVE	1

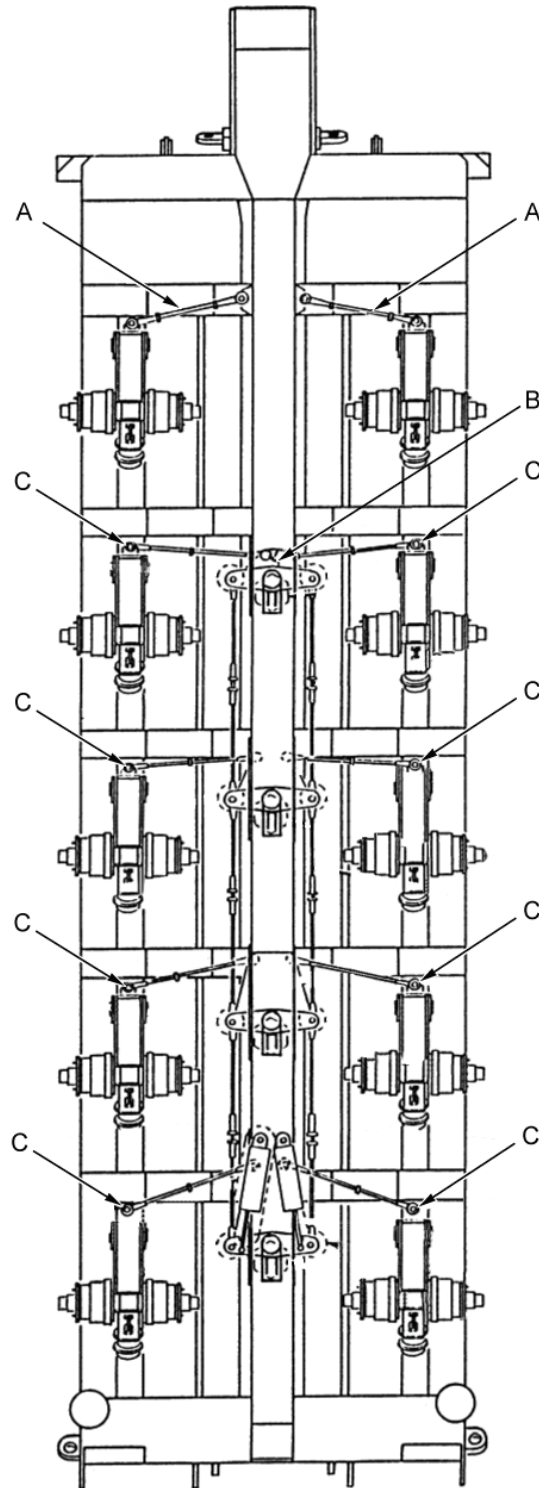
END OF FIGURE





**FIELD MAINTENANCE**

**GROUP 1401 MECHANICAL STEERING GEAR ASSEMBLY**



HETP345

Figure 31. Platform Steering Installation (Sheet 1 of 2).

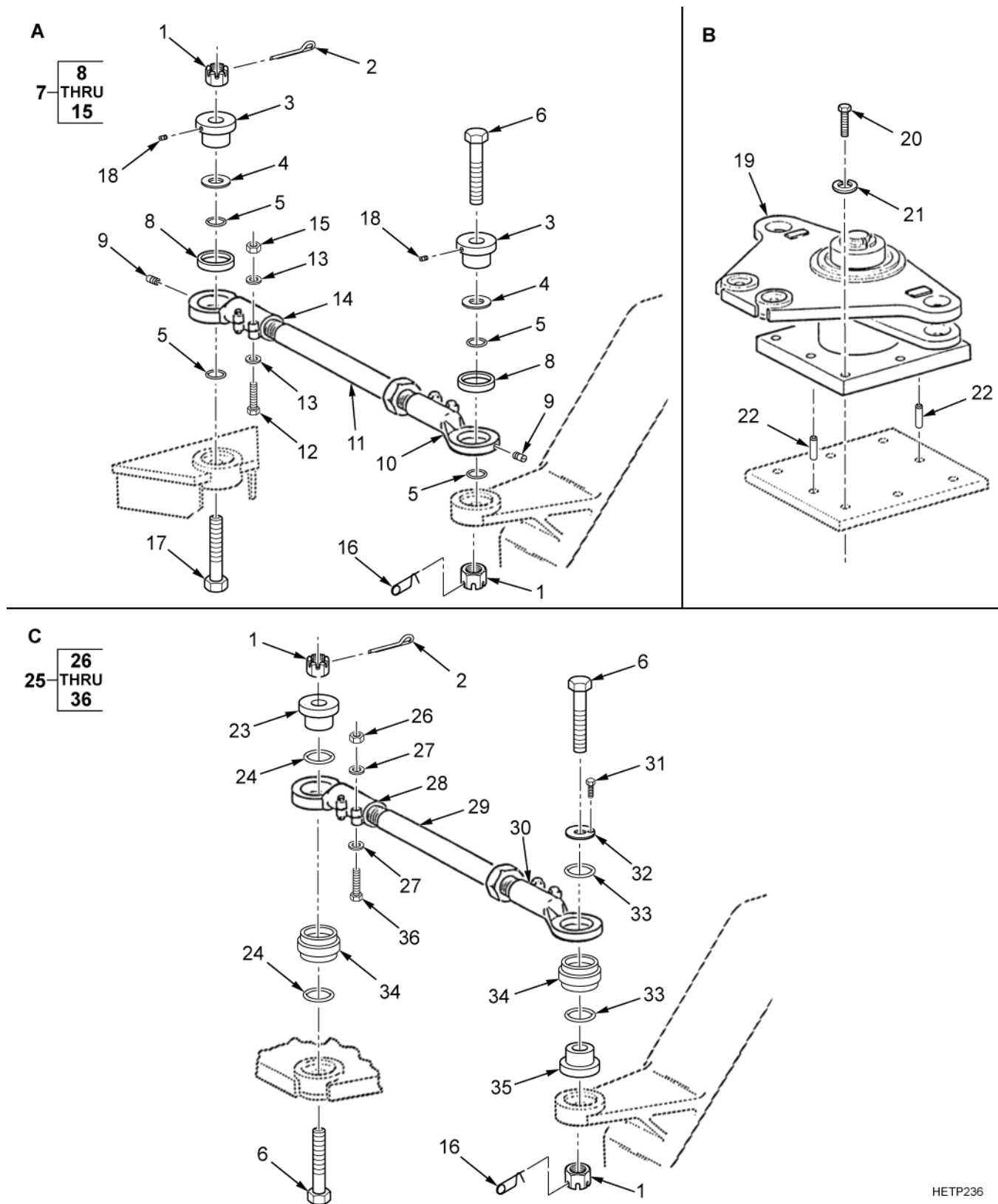


Figure 31. Platform Steering Installation (Sheet 2 of 2).

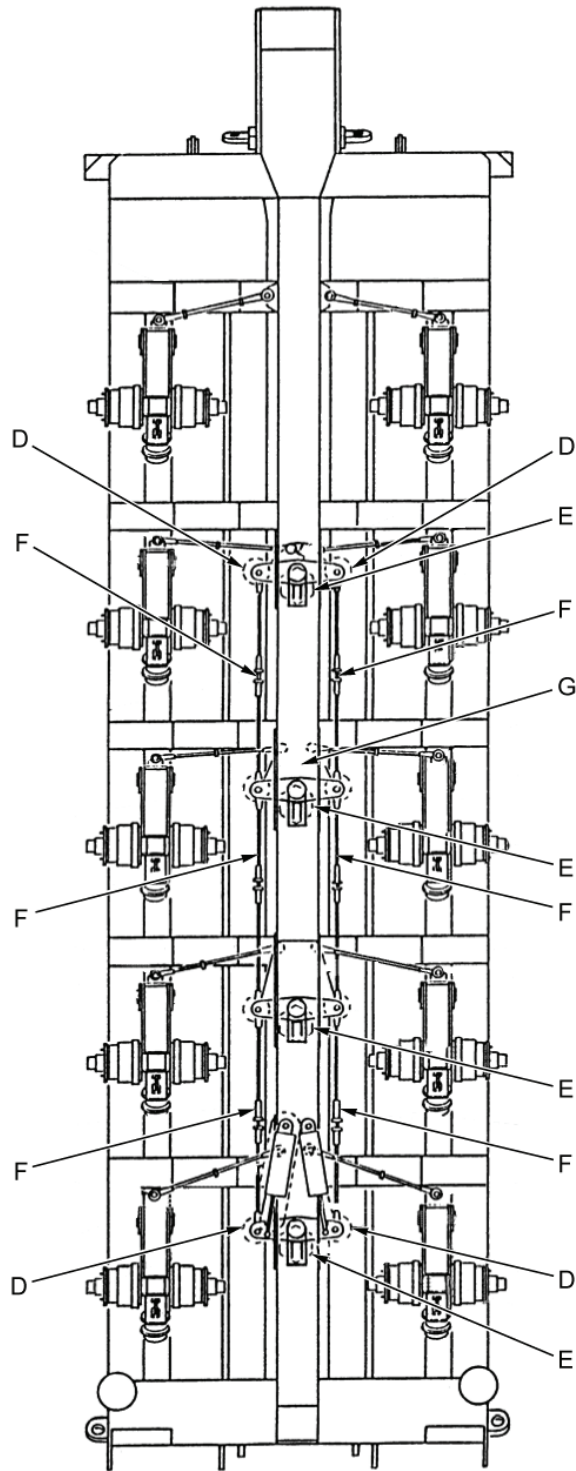
(1) ITEM NO.	(2) SMR CODE	(3) NSN	(4) CAGEC	(5) PART NUMBER	(6) DESCRIPTION AND USABLE ON CODE (UOC)	(7) QTY
					GROUP 1401	
					FIGURE 31. PLATFORM STEERING INSTALLATION	
1	PAFZZ	5310-00-850-6881	96906	MS35692-57	NUT,PLAIN,SLOTTED,H	20
2	PAFZZ	5315-00-842-3045	80205	MS24665-499	PIN,COTTER	10
3	PAFZZ	3120-01-327-9139	98255	SW26765	BUSHING,SLEEVE	4
4	PAFZZ	5310-01-371-5705	98255	SW33769	WASHER,FLAT	4
5	PAFZZ	5331-01-123-3303	81343	M83461/1-331	O-RING	8
6	PAFZZ	5305-01-357-3862	3L0B3	155012	SCREW,CAP,HEXAGON H	18
7	PAFFF	2530-01-331-8868	98255	SW28173-1	ARM,STEERING GEAR (CONNECTING LINK)	2
8	PAFZZ	3120-01-471-6133	51588	MB-50SS	.BEARING,PLAIN,SELF	2
9	PAFZZ	5305-00-723-9393	96906	MS51963-52	.SETSCREW	2
10	PAFZZ	2530-01-371-7769	98255	SW33294-1	.SPINDLE,WHEEL,DRIVI	1
11	PAFZZ	3040-01-372-0119	98255	SW33296	.CONNECTING LINK,RIG	1
12	PAFZZ	5305-00-719-5239	80204	B1821AH050F225N	.SCREW,CAP,HEXAGON H	4
13	PAFZZ	5310-00-809-5998	96906	MS27183-18	.WASHER,FLAT	8
14	PAFZZ	2530-01-371-7770	98255	SW33294-2	.SPINDLE,WHEEL,DRIVI	1
15	PAFZZ	5310-00-902-9369	80205	MS21083N8	.NUT,SELF-LOCKING,HE	4
16	PAFZZ	5315-00-421-4921	96652	25-05	PIN,RETAINING	10
17	PAFZZ	5305-01-371-5678	98255	SW32486-1	SCREW,CAP,HEXAGON H	2
18	PAFZZ	4730-00-278-3462	96906	MS27769-2	PLUG,PIPE	4
19	PBFFF	3040-01-386-5692	98255	SW26683	PLATE,RETAINING,SHA (FOR REPAIR SEE FIG. 34)	1
20	PAFZZ	5305-01-437-9130	80205	NAS1352-10-32P	SCREW,CAP,SOCKET HE	6
21	PAFZZ	5310-00-171-1741	96906	MS51848-15	WASHER,LOCK	6
22	PAFZA	5315-00-839-9977	96906	MS16556-78	PIN,STRAIGHT,HEADLE	2
23	PAFZZ	5365-01-371-6222	98255	SW33861	SPACER,SLEEVE	8
24	PAFZZ	5330-01-371-7595	51829	602125-75	SEAL,NONMETALLIC RO	16
25	PAFFF	3040-01-322-9364	98255	SW33833	CONNECTING LINK,RIG	8
26	PAFZZ	5310-00-902-9369	80205	MS21083N8	.NUT,SELF-LOCKING,HE	4
27	PAFZZ	5310-00-809-5998	96906	MS27183-18	.WASHER,FLAT	8
28	PAFZZ	2530-01-395-9395	5B409	SW33294-4	.SPINDLE,WHEEL,DRIVI	1
29	PAFZZ	3040-01-371-7854	98255	SW33301	.CONNECTING LINK,RIG	1
30	PAFZZ	5340-01-395-1242	98255	SW33294-3	.CONNECTOR,ROD END	1
31	PAFZZ	5305-00-903-3663	96906	MS24668-3	.SCREW,CAP,SOCKET HE	1
32	PAFZZ	5365-01-371-8501	98255	SW33783	.SPACER,PLATE	1
33	PAFZZ	5330-01-371-7595	51829	602125-75	.SEAL,NONMETALLIC RO	2
34	PAFZZ	3120-01-371-6219	98255	SW34478	.BUSHING,SLEEVE	2
35	PAFZZ	5365-01-371-6221	98255	SW33784	.SPACER,SLEEVE	1
36	PAFZZ	5305-00-719-5239	80204	B1821AH050F225N	.SCREW,CAP,HEXAGON H	4

END OF FIGURE



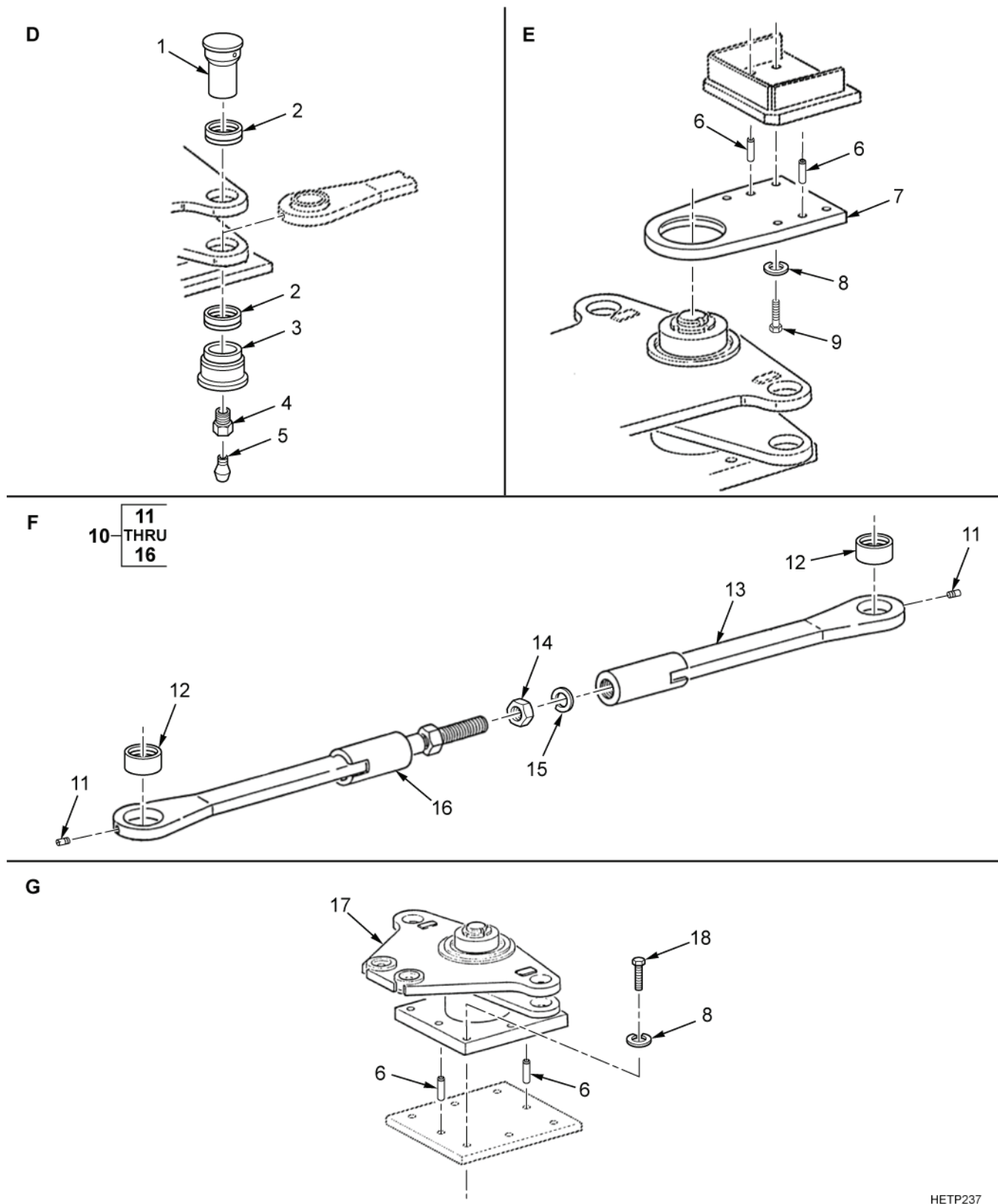
FIELD MAINTENANCE

GROUP 1401 MECHANICAL STEERING GEAR ASSEMBLY



HETP347

Figure 32. Platform Steering Installation (Detail D, E, F, and G) (Sheet 1 of 2).



HETP237

Figure 32. Platform Steering Installation (Detail D, E, F, and G) (Sheet 2 of 2).

(1) ITEM NO.	(2) SMR CODE	(3) NSN	(4) CAGEC	(5) PART NUMBER	(6) DESCRIPTION AND USABLE ON CODE (UOC)	(7) QTY
					GROUP 1401	
					FIGURE 32. PLATFORM STEERING INSTALLATION (DETAIL D, E, F, AND G)	
1	PAFZZ	5325-01-358-9204	98255	SW34177	INSERT,SCREW THREAD	4
2	PAFZZ	5330-01-332-7296	80201	400450	RETAINER,PACKING	8
3	PAFZZ	3120-01-326-0574	98255	SW30263	BUSHING,SLEEVE	4
4	PAFZZ	5306-01-472-3328	1ZKD0	SW32802-3	BOLT,INTERNALLY REL	4
5	PAFZZ	4730-00-172-0010	17576	AN944-101	FITTING,LUBRICATION	4
6	PAFZZ	5315-00-839-9977	96906	MS16556-78	PIN,STRAIGHT,HEADLE	4
7	PAFZZ	5340-01-326-0138	98255	SW26754	PLATE,MOUNTING	4
8	PAFZZ	5310-00-171-1741	96906	MS51848-15	WASHER,LOCK	22
9	PAFZZ	5305-00-983-7474	96906	MS16997-165	SCREW,CAP,SOCKET HE	16
10	PAFFF	2510-01-355-3118	98255	SW27708-302P	STRUT CARTRIDGE,VEH (REPLACES P/N SW27708)	6
11	PAFZZ	5305-00-723-9381	96906	MS51963-69	.SETSCREW (USED ON SW27708-302)	2
12	PAFZZ	3120-01-330-3193	51588	MB-40	.BEARING,PLAIN,SELF-	2
13	PAFZZ	3120-01-510-9683	98255	SW33904-4	.BEARING,PLAIN,ROD E	1
14	PAFZZ	5310-01-327-5697	98255	SW33270	.NUT,PLAIN,HEXAGON	1
15	PAFZZ	5310-01-348-3574	98255	SW33271	.WASHER,LOCK	1
16	PAFZZ	3120-01-331-1183	98255	SW33903	.BEARING,PLAIN,ROD E (USED ON SW27708-302P)	1
17	PBFFF	3040-01-386-5657	98255	SW26685	PLATE,RETAINING,SHA	1
18	PAFZZ	5305-01-437-9130	80205	NAS1352-10-32P	SCREW,CAP,SOCKET HE	6

END OF FIGURE



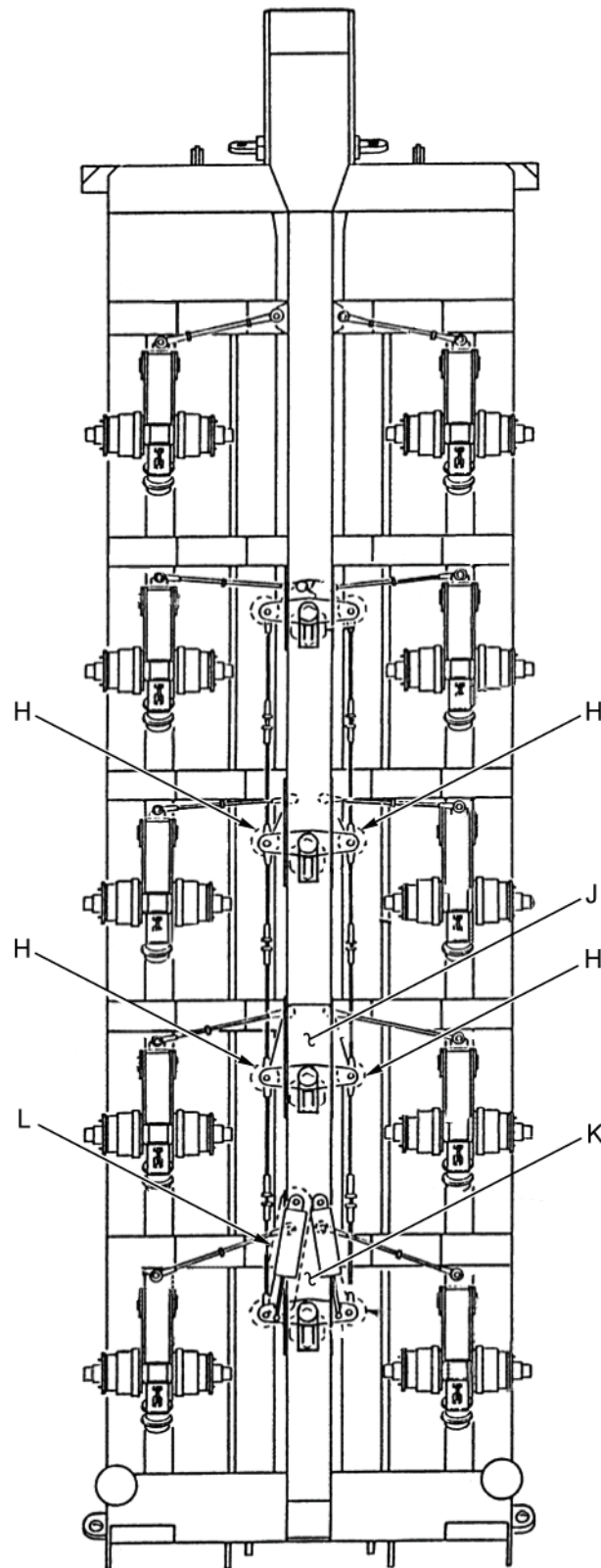


---

FIELD MAINTENANCE

GROUP 1401 MECHANICAL STEERING GEAR ASSEMBLY

---



HETP346

Figure 33. Platform Steering Installation (Detail H, J, K, and L) (Sheet 1 of 3).

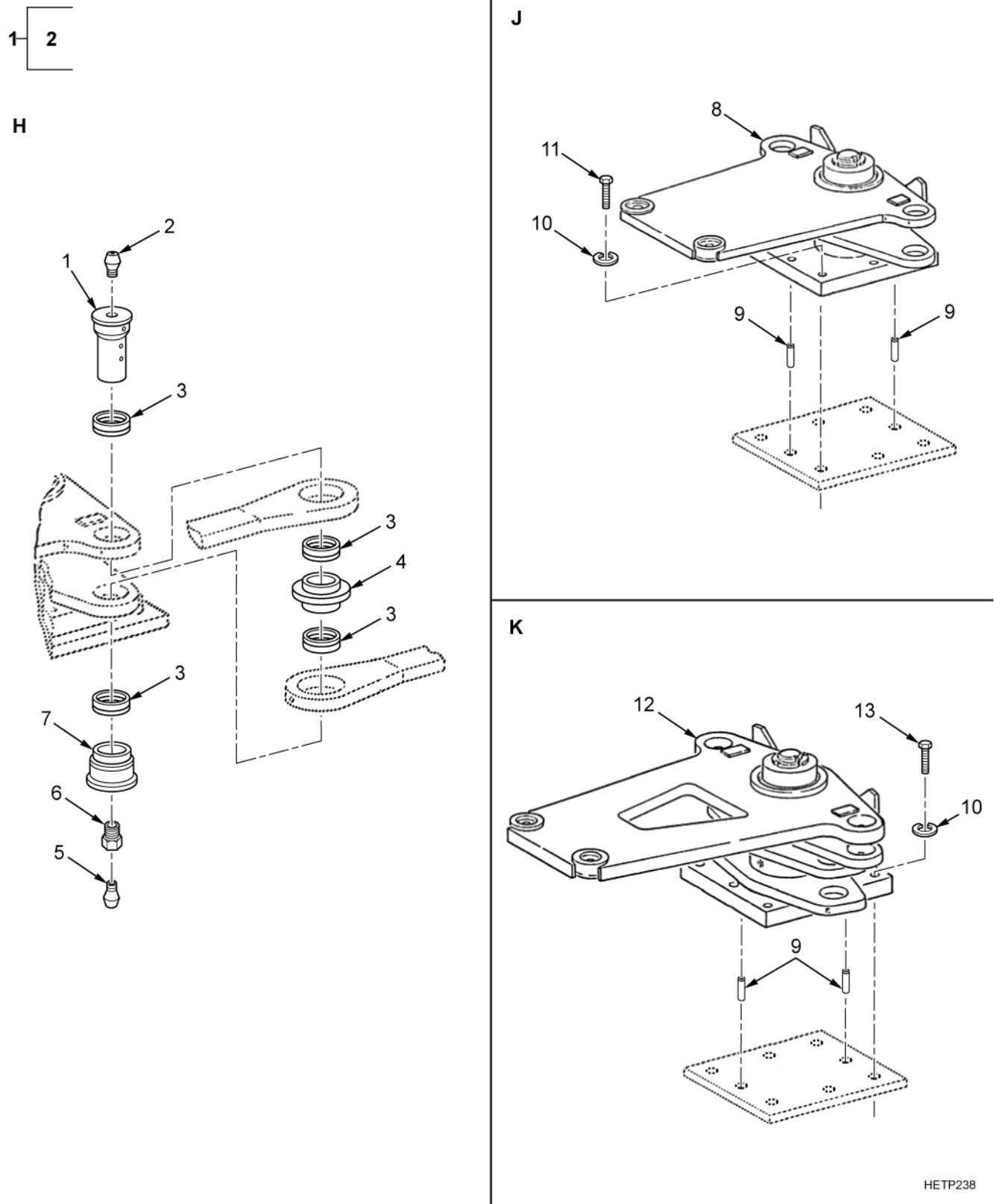


Figure 33. Platform Steering Installation (Detail H, J, K, and L) (Sheet 2 of 3).

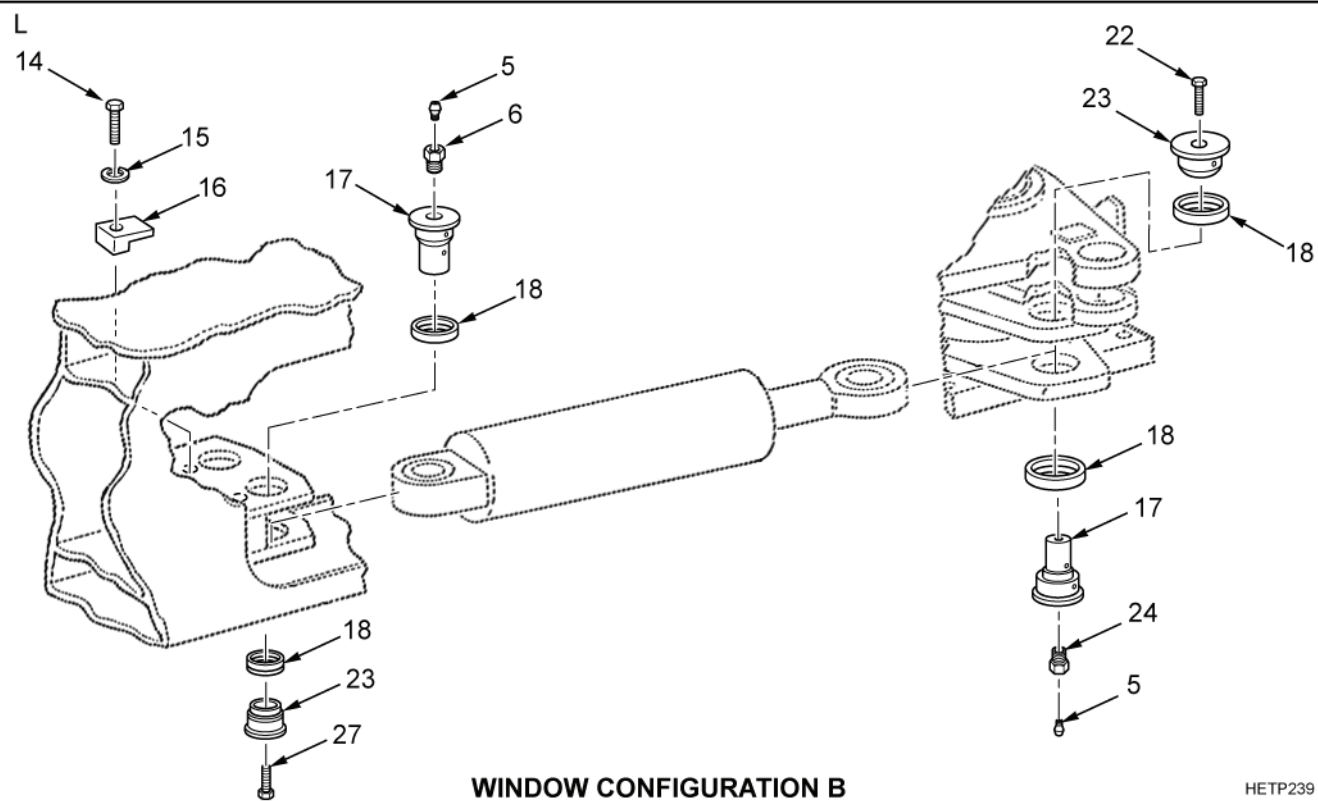
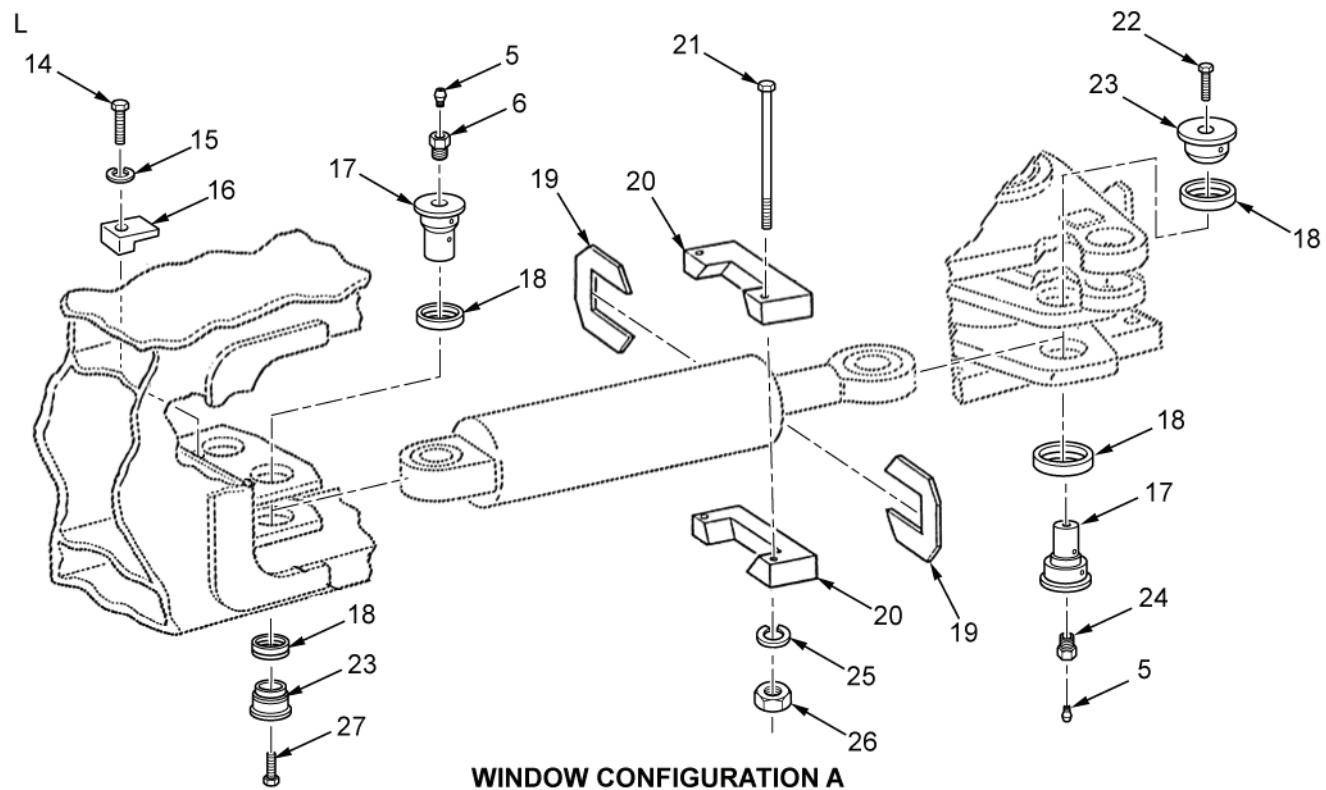


Figure 33. Platform Steering Installation (Detail L) (Sheet 3 of 3).

(1) ITEM NO.	(2) SMR CODE	(3) NSN	(4) CAGEC	(5) PART NUMBER	(6) DESCRIPTION AND USABLE ON CODE (UOC)	(7) QTY
					GROUP 1401	
					FIGURE 33. PLATFORM STEERING INSTALLATION (DETAIL H, J, K, AND L)	
1	PAFZZ	5315-01-358-9195	98255	SW34176	PIN,SPRING	4
2	PAFZZ	4730-00-172-0010	17576	AN944-101	.FITTING,LUBRICATION	1
3	PAFZZ	5330-01-332-7296	80201	400450	RETAINER,PACKING	6
4	PAFZZ	5365-01-326-3559	98255	SW33892	SPACER,SLEEVE	4
5	PAFZZ	4730-00-172-0010	17576	AN944-101	FITTING,LUBRICATION	8
6	PAFZZ	5306-01-472-3328	1ZKD0	SW32802-3	BOLT,INTERNALLY REL	6
7	PAFZZ	3120-01-326-0574	98255	SW30263	BUSHING,SLEEVE	4
8	PBFFF	5340-01-384-5346	98255	SW26687	PLATE,MOUNTING (FOR REPAIR SEE FIGURE 34)	1
9	PAFZZ	5315-00-839-9977	96906	MS16556-78	PIN,STRAIGHT,HEADLE	4
10	PAFZZ	5310-00-171-1741	96906	MS51848-15	WASHER,LOCK	12
11	PAFZZ	5305-01-437-9130	80205	NAS1352-10-32P	SCREW,CAP,SOCKET HE	6
12	PBFFF	5340-01-384-4741	98255	SW26689	PLATE,MOUNTING (FOR REPAIR SEE FIGURE 34)	1
13	PAFZZ	5305-00-983-7474	96906	MS16997-165	SCREW,CAP,SOCKET HE	6
14	PAFZZ	5305-01-210-4595	97403	13222E0109	SCREW,ROLLER ASSEMB	2
15	PAFZZ	5310-00-637-9541	00198	132661	WASHER,LOCK	2
16	PAFZZ	5340-01-325-7091	98255	SW30266	CLAMP,SYNCHRO	2
17	PAFZZ	5325-01-358-9203	1ZKD0	SW34178	INSERT,SCREW THREAD	4
18	PAFZZ	5330-01-327-5729	80201	400550	SEAL,PLAIN	8
19	PAFZZ	5365-01-332-7307	98255	SW31428	SPACER,PLATE (USED ON CONFIGURATION A ONLY)	4
20	PAFZZ	2530-01-347-7607	98255	SW31427	BLOCK,STEERING STOP (USED ON CONFIGURATION A ONLY)	4
21	PAFZZ	5306-00-379-4569	81352	AN65-6-54	BOLT,MACHINE (USED ON CONFIGURATION A ONLY)	4
22	PAFZZ	5305-01-470-8165	96906	MS51095-433L	SCREW,CAP,HEXAGON H	2
23	PAFZZ	3120-01-326-4360	98255	SW30265	BUSHING,SLEEVE	4
24	PAFZZ	5306-01-509-5307	98255	SW32291-3	BOLT,INTERNALLY REL	2
25	PAFZZ	5310-00-637-9541	00198	132661	WASHER,LOCK (USED ON CONFIGURATION A ONLY)	4
26	PAFZZ	5310-00-732-0558	96906	MS51967-8	NUT,PLAIN,HEXAGON (USED ON CONFIGURATION A ONLY)	4
27	PAFZZ	5306-01-031-4844	80205	MS51095-435L	BOLT,MACHINE	2

END OF FIGURE

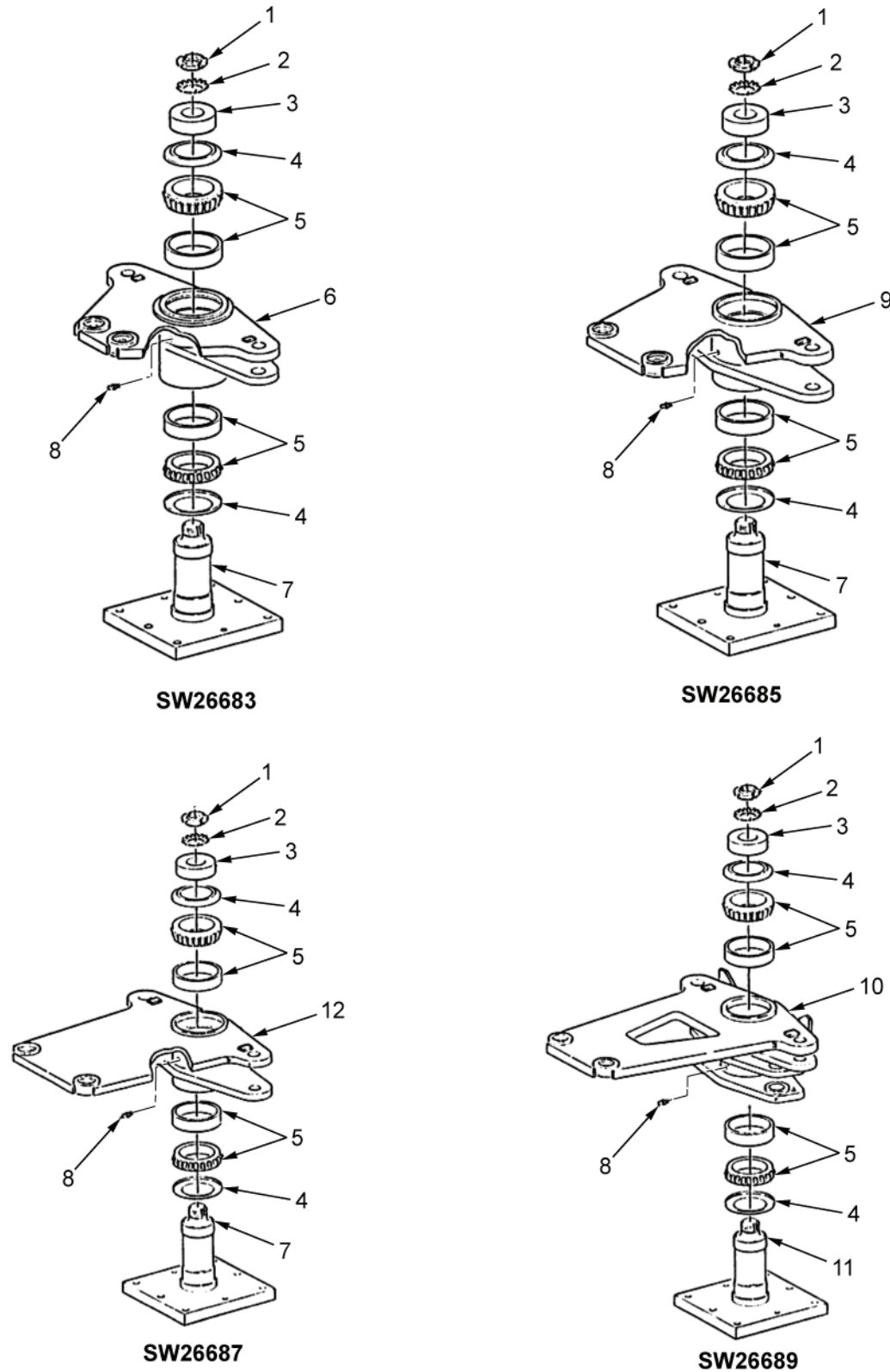


---

FIELD MAINTENANCE

GROUP 1405 STEERING YOKES

---



HETP240

Figure 34. Steering Plates.



(1) ITEM NO.	(2) SMR CODE	(3) NSN	(4) CAGEC	(5) PART NUMBER	(6) DESCRIPTION AND USABLE ON CODE (UOC)	(7) QTY
					GROUP 1405	
					FIGURE 34. STEERING PLATES	
1	PAFZZ	5310-00-757-5909	96906	MS19068-112	NUT,PLAIN,ROUND	4
2	PAFZZ	5310-00-904-0264	96906	MS19070-112	WASHER,KEY	4
3	PAFZZ	5365-01-326-3558	98255	SW26764	SPACER,SLEEVE	4
4	PAFZZ	5330-01-334-0470	03018	HM218248/210 AV	SEAL RING,METAL	8
5	PAFZZ	3110-00-163-7713	51588	HM218248HM218210	BEARING,ROLLER,TAPE	8
6	XAFZZ		98255	SW26684	PLATE,MOUNTING (USED ON SW26683)	1
7	XAFZZ		98255	SW26694	SPINDLE,WHEEL,DRIVI (USED ON SW26683,SW26685,SW26687)	3
8	PAFZZ	4730-00-050-4208	81343	AS15003-1	FITTING,LUBRICATION	4
9	XAFZZ		98255	SW26686	STEERING GEAR (USED ON SW26685)	1
10	PBFZZ	2530-01-335-9717	98255	SW26690	HOUSING,STEERING CO	1
11	PBFZZ	2530-01-325-6389	98255	SW26692	SPINDLE,WHEEL,DRIVI (USED ON SW26689)	1
12	XAFZZ		98255	SW26688	BRACKET,MOUNTING (USED ON SW26687)	1

END OF FIGURE

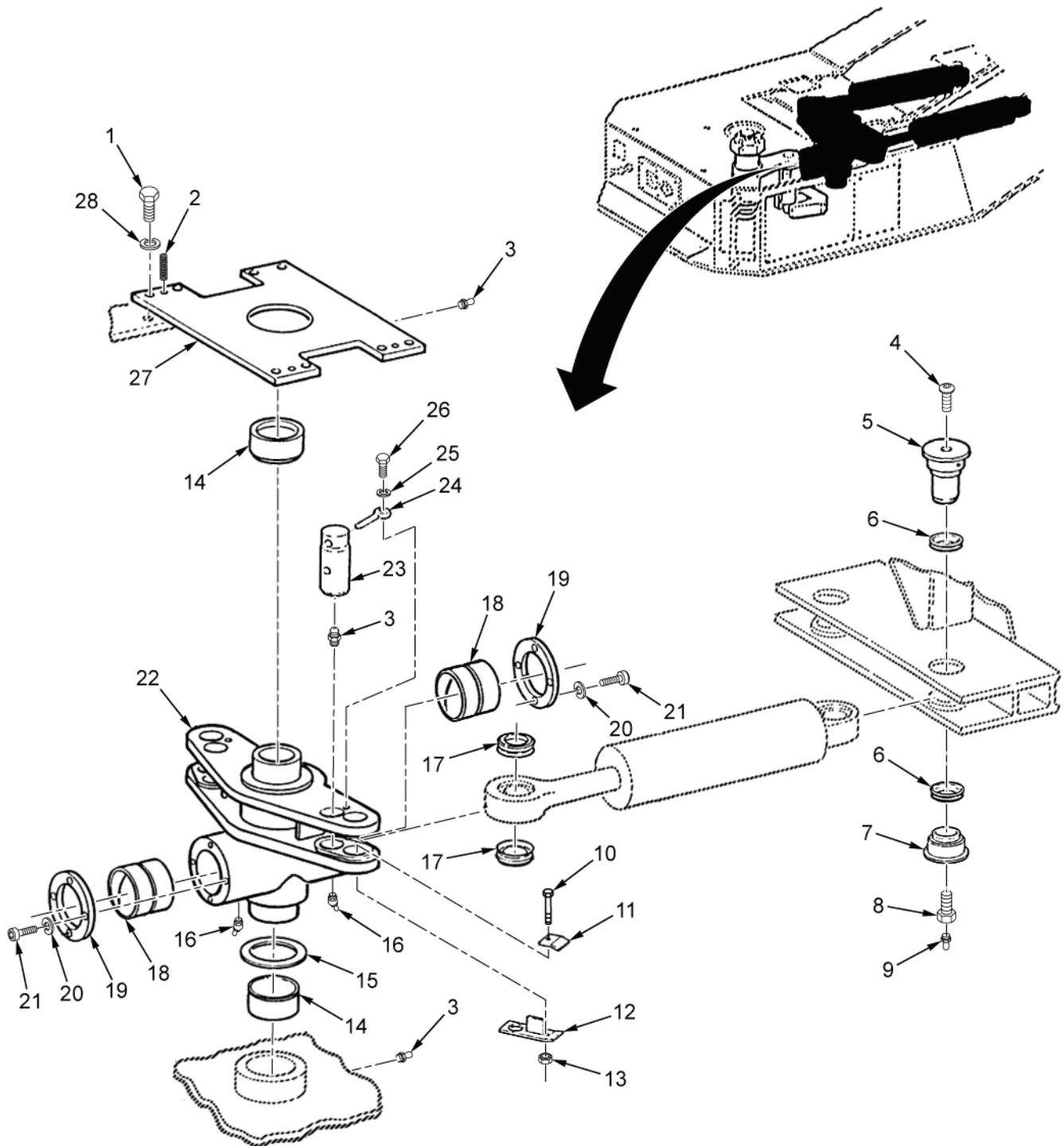


---

FIELD MAINTENANCE

GROUP 1405 STEERING YOKES

---



HETP241

Figure 35. Steering Console and Related Parts.

(1) ITEM NO.	(2) SMR CODE	(3) NSN	(4) CAGEC	(5) PART NUMBER	(6) DESCRIPTION AND USABLE ON CODE (UOC)	(7) QTY
					GROUP 1405	FIGURE 35. STEERING CONSOLE AND RELATED PARTS
1	PAFZZ	5305-00-900-1118	80204	B1821BH075C150N	SCREW,CAP,HEXAGON H	8
2	PAFZZ	5315-00-993-5817	80205	MS16562-278	PIN,SPRING	3
3	PAFZZ	4730-00-050-4208	81343	AS15003-1	FITTING,LUBRICATION	4
4	PAFZZ	5305-00-724-7218	80204	B1821BH063C100N	SCREW,CAP,HEXAGON H	2
5	PAFZZ	5325-01-358-9203	1ZKD0	SW34178	INSERT,SCREW THREAD	2
6	PAFZZ	5330-01-327-5729	80201	400550	SEAL,PLAIN	4
7	PAFZZ	3120-01-326-4360	98255	SW30265	BUSHING,SLEEVE	2
8	PAFZZ	5306-01-472-3328	98255	SW32802-3	BOLT,INTERNALLY REL	2
9	PAFZZ	4730-00-172-0010	17576	AN944-101	FITTING,LUBRICATION	2
10	PAFZZ	5305-00-269-3245	80204	B1821BH038F275N	SCREW,CAP,HEXAGON H	2
11	PAFZZ	5340-01-440-2246	98255	SW34469	STRAP,RETAINING	2
12	PAFZZ	5340-01-458-3789	98255	SW34468	PLATE,MOUNTING	2
13	PAFZZ	5310-00-811-1377	81349	M45913/1-16CG5C	NUT,SELF-LOCKING,HE	2
14	PAFZZ	3120-01-325-3266	98255	SW29052	BEARING,SLEEVE	2
15	PAFZZ	5310-01-332-7285	98255	SW28546	WASHER,RECESSED	1
16	PAFZZ	4730-00-172-0034	81343	AS15003-6-P	FITTING,LUBRICATION	2
17	PAFZZ	5365-01-326-3953	98255	SW30457	SPACER,RING	4
18	PAFZZ	3120-01-326-0039	98255	SW29051	BEARING,SLEEVE	2
19	PAFZZ	5340-01-324-8415	98255	SW28253	COVER,ACCESS	2
20	PAFZZ	5310-00-688-2195	96906	MS51848-12	WASHER,LOCK	8
21	PAFZZ	5305-00-978-9392	80205	MS16997-97	SCREW, CAP, SOCKET HE	8
22	PBFZZ	2530-01-347-8588	98255	SW34702-1	HOUSING,STEERING CO	1
23	PAFZZ	5315-01-326-0632	98255	SW28670	PIN,SHOULDER,HEADLE	2
24	PAFZZ	5340-01-293-5528	9R213	6406521	CONNECTOR,ROD END	2
25	PAFZZ	5310-00-637-9541	81718	H2525M	WASHER,LOCK	2
26	PAFZZ	5305-01-210-4595	97403	13222E0109	SCREW,ROLLER ASSEMB	2
27	PBFZZ	5340-01-325-6325	98255	SW28293	PLATE,MOUNTING	1
28	PAFZZ	5310-00-584-7888	96906	MS35338-51	WASHER,LOCK	8

END OF FIGURE



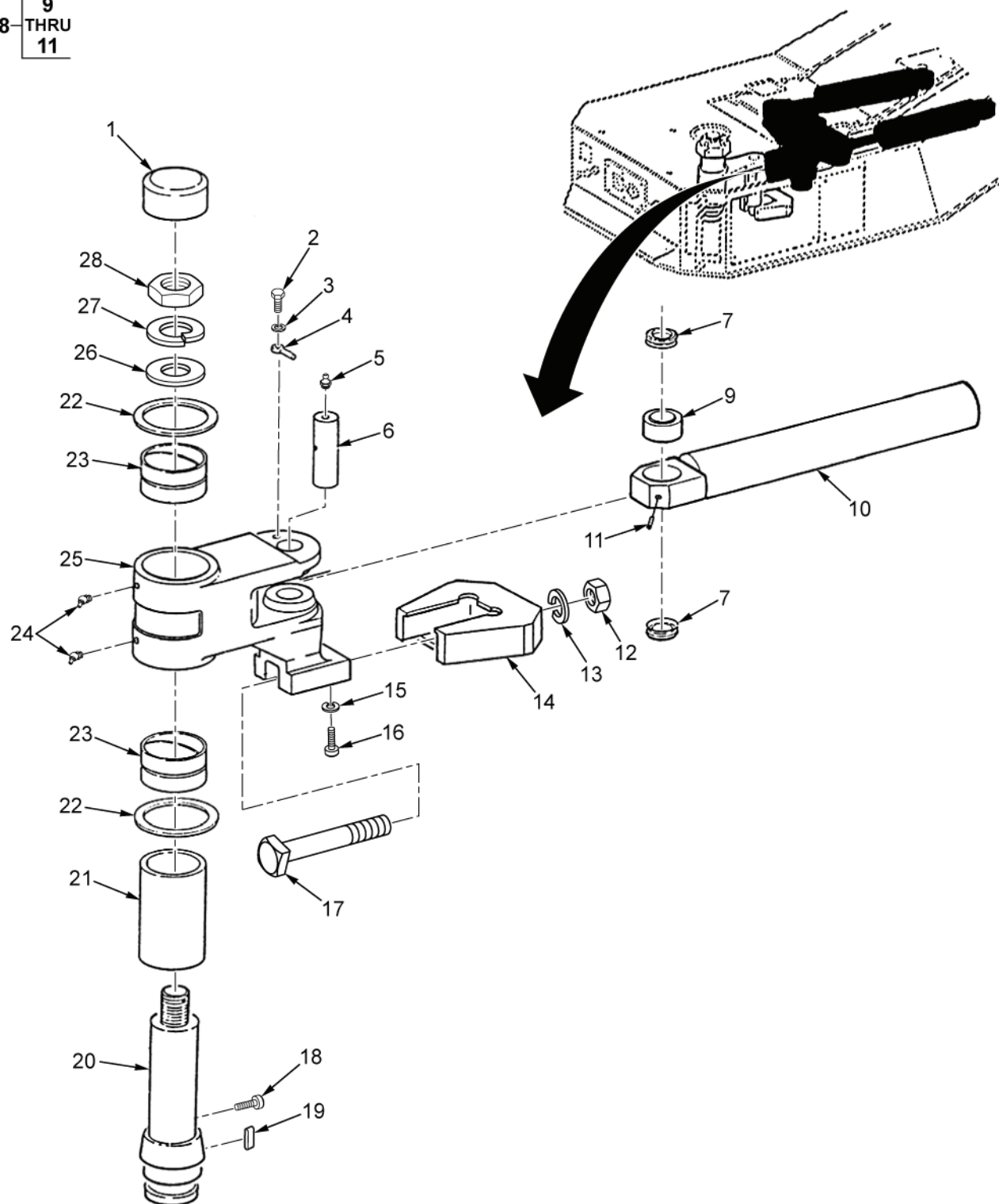
---

FIELD MAINTENANCE

1405 STEERING YOKES

---

9  
8 THRU  
11



HETP242

Figure 36. Kingpin, Steering Arm, and Related Parts.



(1) ITEM NO.	(2) SMR CODE	(3) NSN	(4) CAGEC	(5) PART NUMBER	(6) DESCRIPTION AND USABLE ON CODE (UOC)	(7) QTY
					GROUP 1405	FIGURE 36. KINGPIN, STEERING ARM, AND RELATED PARTS
1	PAFZZ	5340-01-455-8697	23540	VC-3250-24-7EAE	CAP,PROTECTIVE,DUST	1
2	PAFZZ	5305-01-210-4595	97403	13222E0109	SCREW,ROLLER ASSEMB	1
3	PAFZZ	5310-00-637-9541	81718	H2525M	WASHER,LOCK	1
4	PAFZZ	5340-01-293-5528	9R213	6406521	CONNECTOR,ROD END	1
5	PAFZZ	4730-00-050-4208	81343	AS15003-1	FITTING,LUBRICATION	1
6	PAFZZ	5315-01-325-6981	98255	SW28381	PIN,STRAIGHT,HEADLE	1
7	PAFZZ	5365-01-326-3953	98255	SW30457	SPACER,RING	2
8	PAFFF	2530-01-323-3162	98255	SW28627	SLIDE SHAFT ASSEMBL	1
9	PAFZZ	3120-00-808-2171	51588	B32L	.BEARING,PLAIN,SELF-	1
10	PAFZZ	3040-01-325-2357	98255	SW28305	.SHAFT,SHOULDERED	1
11	PAFZZ	5305-00-724-5836	96906	MS51963-89	.SETSCREW	1
12	PAFZZ	5310-00-762-6241	96906	MS51967-35	NUT,PLAIN,HEXAGON	1
13	PAFZZ	5310-00-060-9435	80205	MS35338-55	WASHER,LOCK	1
14	PBFZZ	2530-01-323-3163	98255	SW28249	WEDGE,STEERING	1
15	PAFZZ	5310-00-688-2195	96906	MS51848-12	WASHER,LOCK	2
16	PAFZZ	5305-00-978-9390	80205	NAS1352-6-8P	SCREW,CAP,SOCKET HE	2
17	PAFZZ	5306-01-331-7186	96906	MS35355-354	BOLT,MACHINE	1
18	PAFZZ	5305-00-983-6642	96906	MS16997-139	SCREW,CAP,SOCKET HE	1
19	PAFZZ	5315-01-325-8521	98255	SW28628	KEY,MACHINE	1
20	PBFZZ	2510-01-322-9365	98255	SW28272	KINGPIN,FIFTH WHEEL	1
21	PAFZZ	3120-01-351-7031	98255	SW28275	BUSHING,SLEEVE	1
22	PAFZZ	5365-01-326-7520	98255	SW28603	SPACER,RING	2
23	PAFZZ	3120-01-387-7353	98255	SW29053	BEARING,SLEEVE	2
24	PAFZZ	4730-00-172-0034	81343	AS15003-6-P	FITTING,LUBRICATION	2
25	PAFZZ	2530-01-331-8869	98255	SW34701-1	ARM,STEERING GEAR	1
26	PAFZZ	5310-01-326-9502	98255	SW30197	WASHER,FLAT	1
27	PAFZZ	5310-01-334-6672	98255	SW31489	WASHER,LOCK	1
28	PAFZZ	5310-01-334-2830	98255	SW31488	NUT,PLAIN,HEXAGON	1

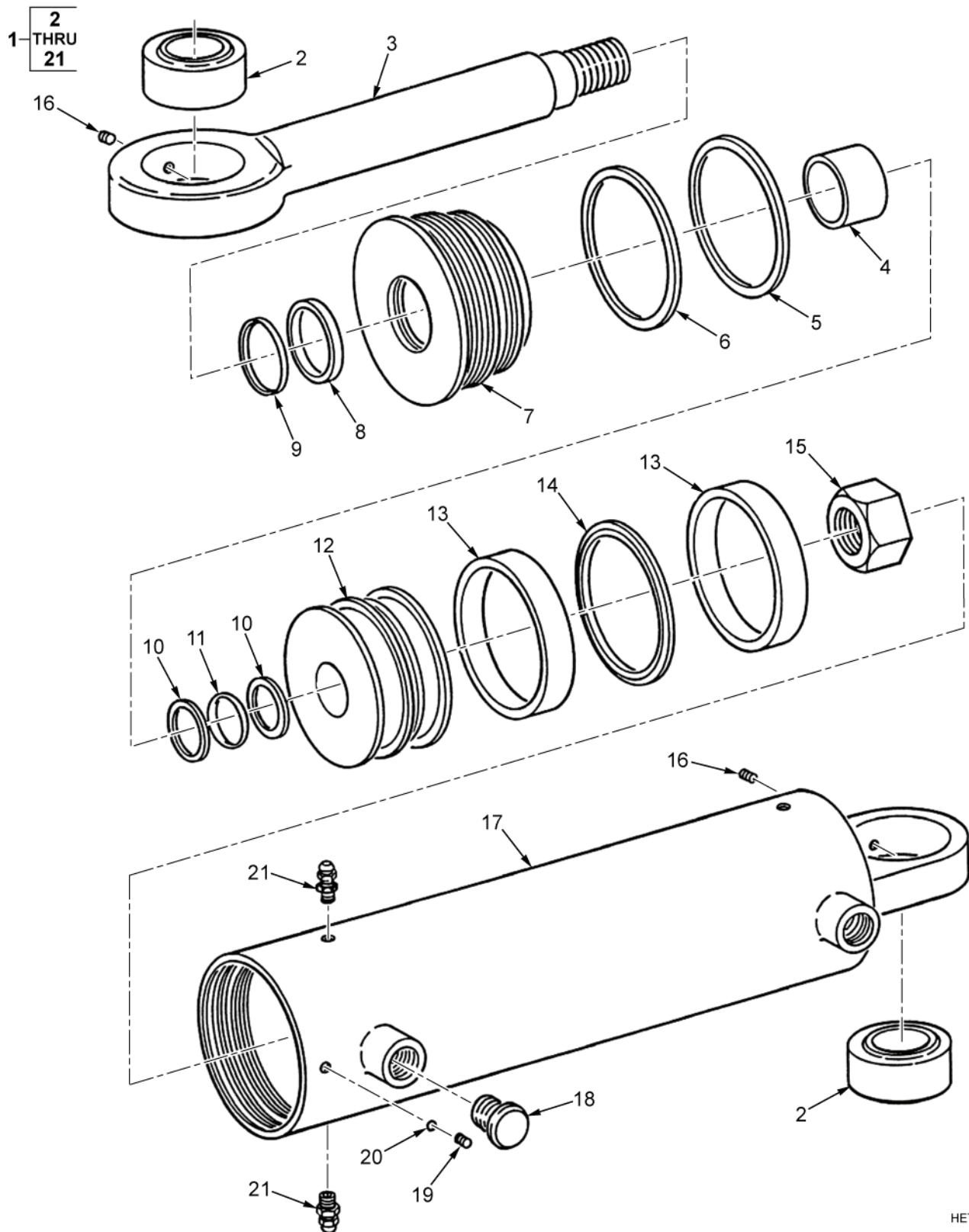
END OF FIGURE



---

**SUSTAINMENT MAINTENANCE**  
**GROUP 1412 HYDRAULIC OR AIR CYLINDERS**

---



HETP243

Figure 37. Steering Cylinder Assembly.

(1) ITEM NO.	(2) SMR CODE	(3) NSN	(4) CAGEC	(5) PART NUMBER	(6) DESCRIPTION AND USABLE ON CODE (UOC)	(7) QTY
					GROUP 1412      FIGURE 37. STEERING CYLINDER ASSEMBLY	
1	PBFHH	3040-01-457-1272	98255	SW25286	CYLINDER ASSEMBLY,A	4
2	PAHZZ	3120-01-324-8321	13829	391 0484 025	.BUSHING,SLEEVE	2
3	XAHZZ		13829	3742058201	.PLUNGER,DETENT	1
4	PAHZZ	3120-01-325-5169	13829	375 9003 163	.BUSHING,SLEEVE	1
5	KHHZZ		13829	375 2681 024	.RETAINER,SEAL PART OF KIT P/N 375 1804 078	1
6	KHHZZ		13829	375 2881 028	.PACKING,PREFORMED PART OF KIT P/N 375 1804 078	1
7	PAHZZ	3040-01-324-3759	13829	375 2504 542	.STUFFING BOX,CYLIND	1
8	KHHZZ		13829	375 9006 251	.SEAL PART OF KIT P/N 375 1804 078	1
9	KHHZZ		13829	375 9026 060	.WIPER PART OF KIT P/N 375 1804 078	1
10	KHHZZ		13829	391 2691 001	.RETAINER,SEAL PART OF KIT P/N 375 1804 078	2
11	KHHZZ		13829	375 2881 031	.PACKING,PREFORMED PART OF KIT P/N 375 1804 078	1
12	PAHZZ	3040-01-324-1234	13829	375 2034 029	.PISTON,LINEAR ACTUA	1
13	KHHZZ		13829	375 9023 073	.RING,BEARING PART OF KIT P/N 375 1804 078	2
14	KHHZZ		13829	375 9006 256	.SEAL,PISTON PART OF KIT P/N 375 1804 078	1
15	PAHZZ	5310-01-358-8283	13829	391 1457 024	.NUT,PLAIN,ROUND	1
16	PAHZZ	5305-01-324-2560	13829	391 1431 148	.SETSCREW	1
17	XAHZZ		13829	372 4630 101	.CYLINDER,ACTUATING	1
18	PAHZZ	5340-01-325-5893	13829	391 2282 087	.PLUG,PROTECTIVE,DUS	2
19	PAHZZ	5305-01-324-2559	13829	391 1431 146	.SETSCREW	1
20	PAHZZ	5342-01-141-7101	1NDQ3	X145-4	.BALL,NYLON	1
21	PAHZZ	2530-01-358-8491	13829	376 9625 072	.VALVE, BLEEDER,HYDRA	4

END OF FIGURE



FIELD MAINTENANCE  
GROUP 1501 FRAME ASSEMBLY

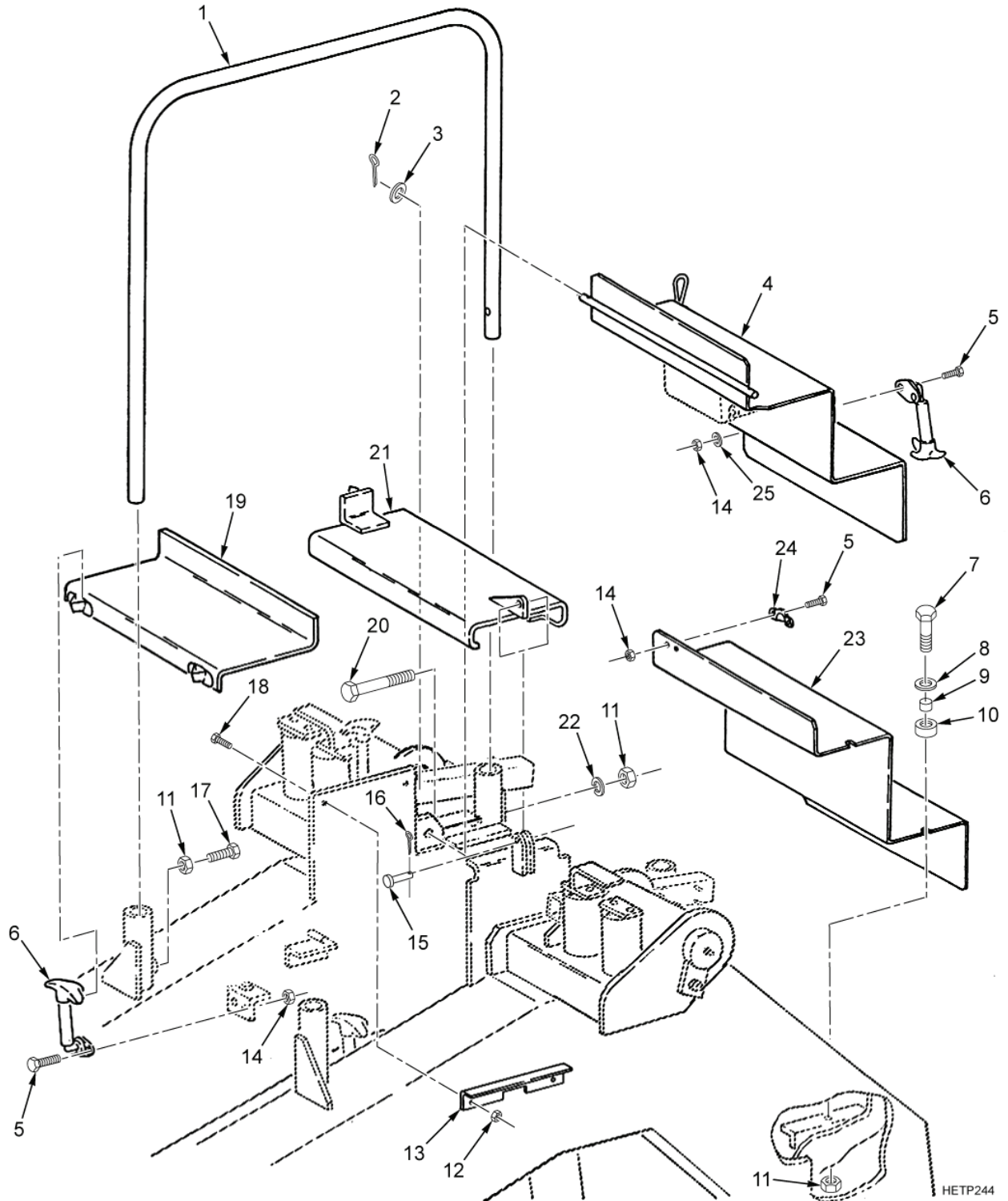
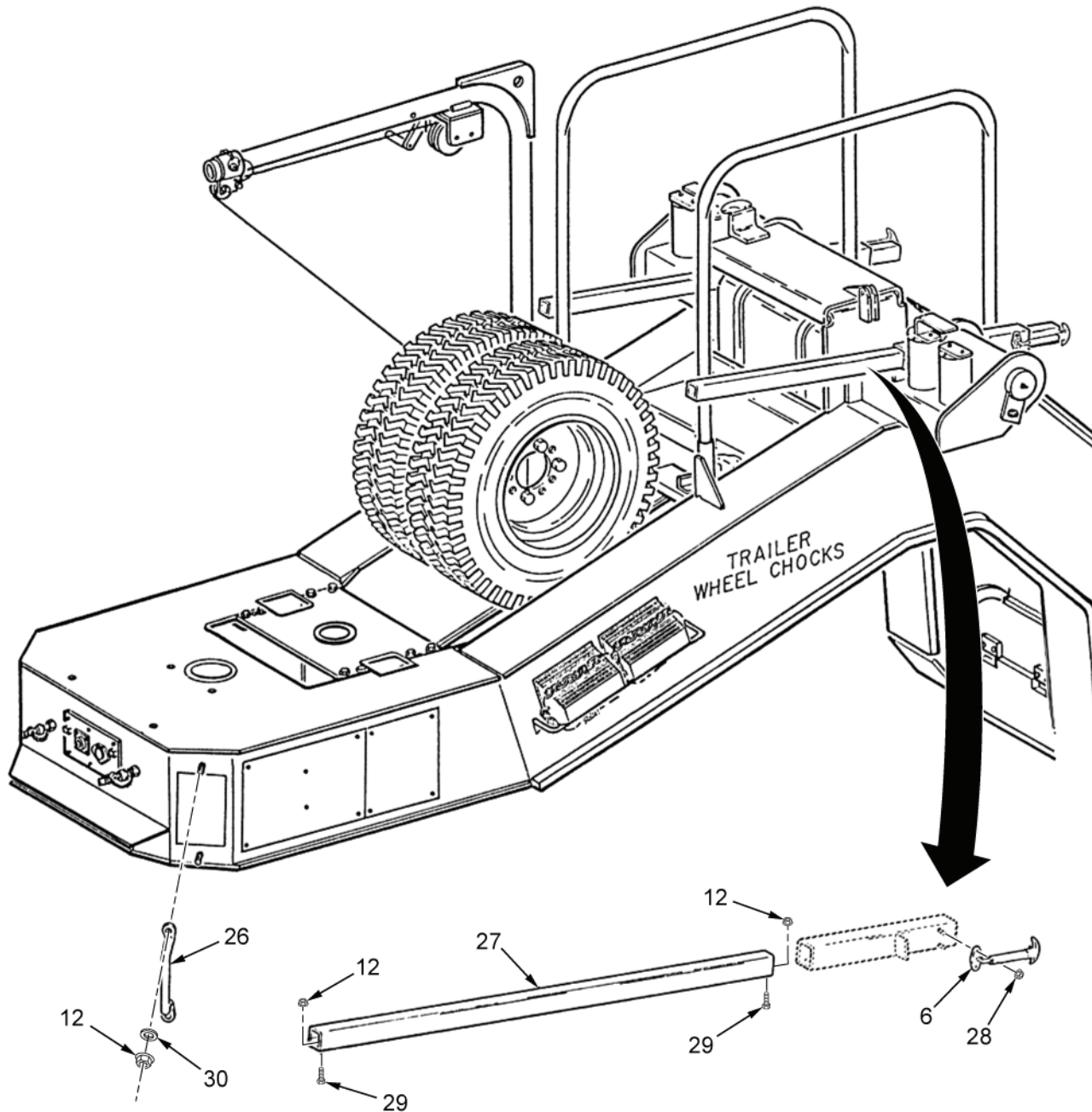


Figure 38. Gooseneck Steps/Guardrail Installation (Sheet 1 of 2).



HETP245

Figure 38. Gooseneck Steps/Guardrail Installation (Sheet 2 of 2).



(1) ITEM NO.	(2) SMR CODE	(3) NSN	(4) CAGEC	(5) PART NUMBER	(6) DESCRIPTION AND USABLE ON CODE (UOC)	(7) QTY
					GROUP 1501	
					FIGURE 38. GOOSENECK STEPS/GUARDRAIL INSTALLATION	
1	PAFZZ	2590-01-324-1224	98255	SW34349	HANDRAIL,VEHICULAR	2
2	PAFZZ	5315-00-241-7332	80205	MS24665-374	PIN,COTTER	2
3	PAFZZ	5310-00-809-5998	96906	MS27183-18	WASHER,FLAT	2
4	PBFZZ	5440-01-358-8635	98255	SW33208-303	STEP,LADDER	1
5	PAFZZ	5305-00-068-0508	80204	B1821BH025C075N	SCREW,CAP,HEXAGON H	10
6	PAFZZ	2540-01-359-2481	27182	36-E	LATCH,HOOD,VEHICULA	6
7	PAFZZ	5305-00-688-2111	80204	B1821BH038C138N	SCREW,CAP,HEXAGON H	3
8	PAFZZ	5310-00-167-0768	80205	AN970-6	WASHER,FLAT	3
9	PAFZZ	5365-01-357-1629	51506	7050R-S-.500-31	SPACER,SLEEVE	3
10	PAFZZ	5365-01-507-2226	98255	SW32464	SPACER,SLEEVE	3
11	PAFZZ	5310-00-056-3395	80205	MS35649-2382	NUT,PLAIN,HEXAGON	7
12	PAFZZ	5310-00-984-3806	81349	M45913/1-5CG5C	NUT,SELF-LOCKING,HE	8
13	PAFZZ	5340-01-385-9834	98255	SW34285	BRACKET,ANGLE	1
14	PAFZZ	5310-00-088-1251	81349	M45913/1-4CG5C	NUT,SELF-LOCKING,HE	10
15	PAFZZ	5315-01-359-8031	39428	92390A271	PIN,STRAIGHT,HEADED	1
16	PAFZZ	5315-00-236-8357	80205	MS24665-368	PIN,COTTER	1
17	PAFZZ	5305-00-068-0511	80204	B1821BH038C125N	SCREW,CAP,HEXAGON H	2
18	PAFZZ	5306-00-226-4828	80204	B1821BH031C113N	BOLT,MACHINE	2
19	PBFZZ	5340-01-361-5494	98255	SW32721	COVER,ACCESS (STEP)	1
20	PAFZZ	5305-00-269-3219	80205	MS90725-69	SCREW,CAP,HEXAGON H	2
21	PBFZZ	5440-01-358-8633	98255	SW32755	STEP,LADDER	1
22	PAFZZ	5310-01-020-5947	96906	MS51848-52	WASHER,LOCK	2
23	PAFZZ	2540-01-326-6171	98255	SW33213	LADDER,VEHICLE BOAR	2
24	PAFZZ	5340-01-392-2655	27182	36-K	PLATE,MOUNTING	1
25	PAFZZ	5310-01-274-3255	96906	MS27183-52	WASHER,FLAT	2
26	PAFZZ	5340-01-173-3857	20418	2399-C	HANDLE,BOW	1
27	PAFZZ	4710-01-441-8058	98255	SW34417	TUBE,STRUCTURAL	2
28	PAFZZ	5310-00-877-5797	80205	MS21044N3	NUT,SELF-LOCKING,HE	4
29	PAFZZ	5306-01-442-9864	98255	SW30255-32	BOLT,MACHINE	4
30	PAFZZ	5310-00-081-4219	96906	MS27183-12	WASHER,FLAT	2

END OF FIGURE



---

FIELD MAINTENANCE  
GROUP 1501 FRAME ASSEMBLY

---

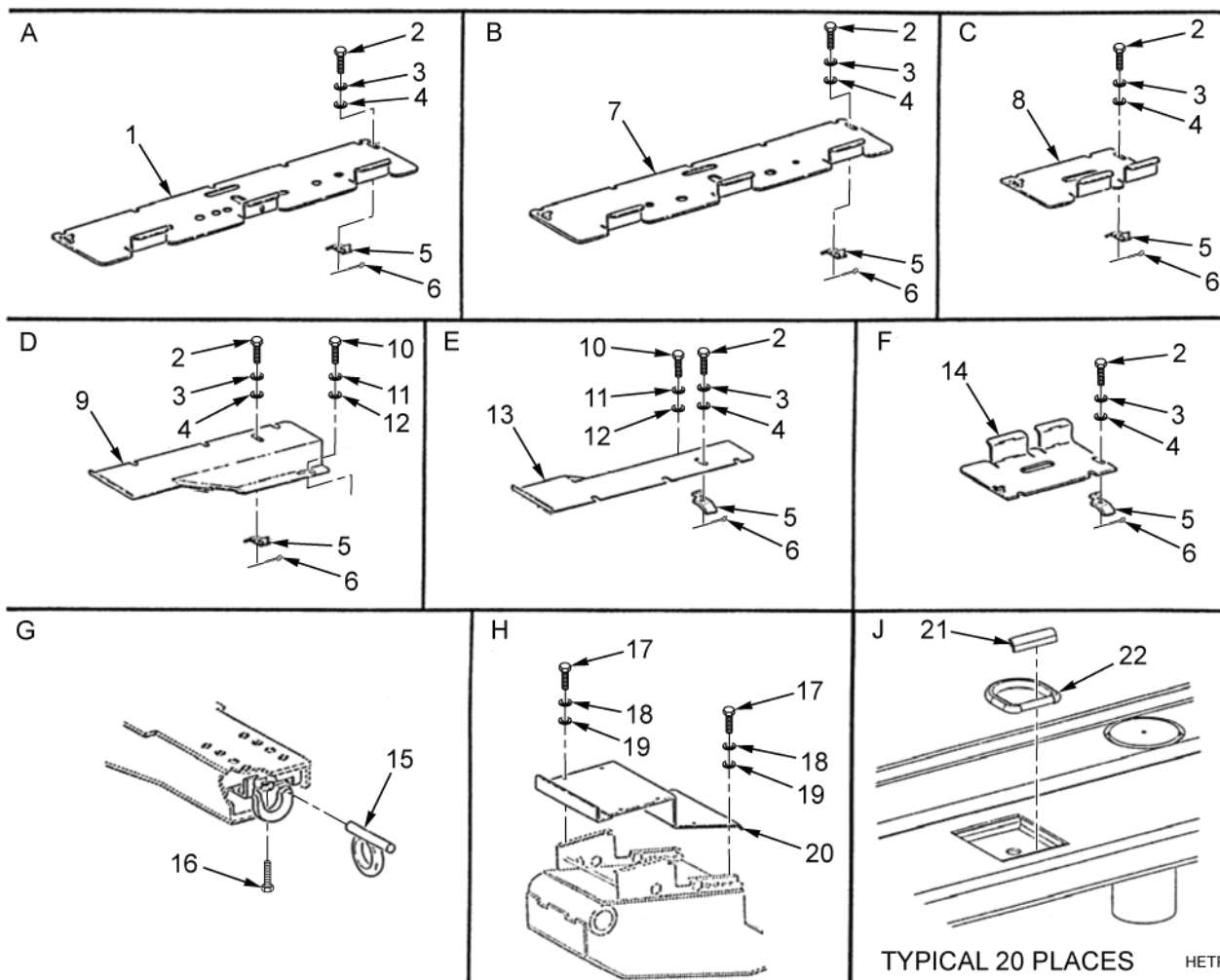
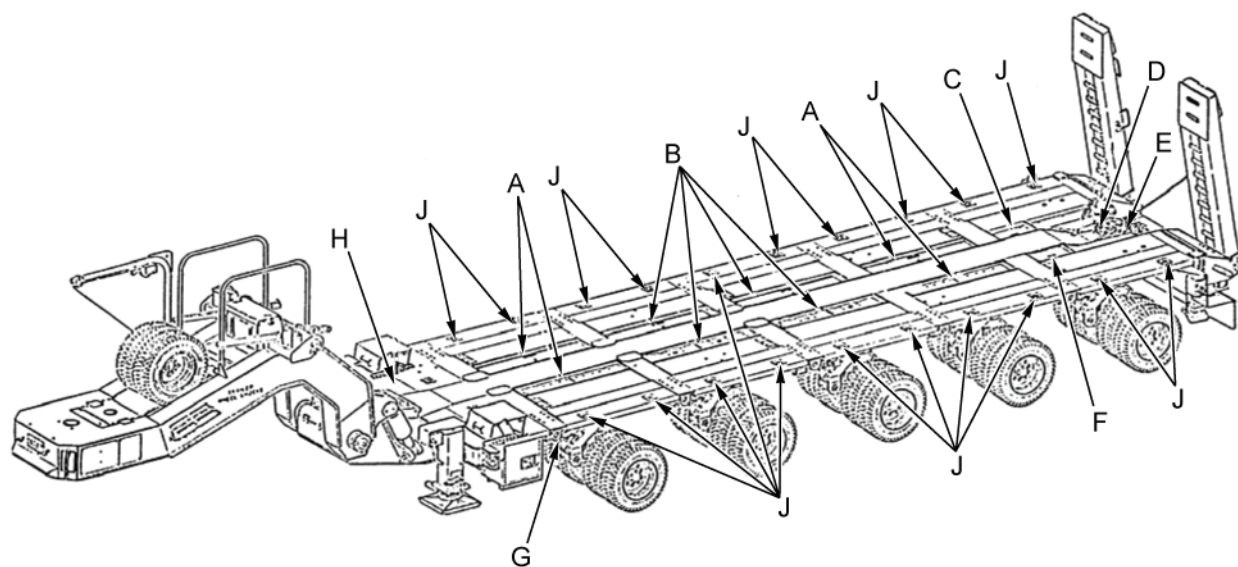


Figure 39. Platform Steps and Service Covers.

(1) ITEM NO.	(2) SMR CODE	(3) NSN	(4) CAGEC	(5) PART NUMBER	(6) DESCRIPTION AND USABLE ON CODE (UOC)	(7) QTY
					GROUP 1501	
					FIGURE 39. PLATFORM STEPS AND SERVICE COVERS	
1	PAFZZ	5340-01-328-1742	98255	SW34479-4	COVER,ACCESS	4
2	PAFZZ	5305-01-440-5986	96906	MS51105-360	SCREW,CAP,HEXAGON H	22
3	PAFZZ	5310-00-637-9541	00198	132661	WASHER,LOCK	22
4	PAFZZ	5310-00-167-0768	80205	AN970-6	WASHER,FLAT	22
5	PAFZZ	5340-01-395-1246	98255	SW34219	LATCH,MORTISE	22
6	PAFZZ	5315-01-359-1451	80205	MS24665-285	PIN,COTTER	22
7	PBFZZ	5340-01-346-8680	98255	SW34479-3	COVER,ACCESS	4
8	PAFZZ	5340-01-326-0588	98255	SW34479-2	COVER,ACCESS (CURBSIDE)	1
9	PAFZZ	5340-01-325-5961	98255	SW34217-2	COVER,ACCESS (CURBSIDE)	1
10	PAFZZ	5306-00-225-8498	80205	MS90725-33	BOLT,MACHINE	2
11	PAFZZ	5310-00-407-9566	80205	MS35338-45	WASHER,LOCK	2
12	PAFZZ	5310-00-081-4219	96906	MS27183-12	WASHER,FLAT	2
13	PAFZZ	5340-01-325-9936	98255	SW34217-1	COVER,ACCESS (STREETSIDE)	1
14	PAFZZ	5340-01-482-1292	98255	SW34479-1	COVER,ACCESS (STREETSIDE)	1
15	PBFZZ	5365-01-357-1626	98255	SW28428	RING,DEE	10
16	PAFZZ	5305-00-984-5695	96906	MS35206-315	SCREW,MACHINE	10
17	PAFZZ	5305-00-269-3211	80205	MS90725-60	SCREW,CAP,HEXAGON H	8
18	PAFZZ	5310-00-688-2195	96906	MS51848-12	WASHER,LOCK	8
19	PAFZZ	5310-00-080-6004	96906	MS27183-14	WASHER,FLAT	8
20	PBFZZ	2510-01-328-3050	98255	SW33215	TREAD,METALLIC,NONS	1
21	PAFZZ	5340-01-541-7041	98255	SW33956-5	PLATE,MOUNTING	20
22	PAFZZ	5365-01-541-9893	98255	SW28517	RING,DEE	20

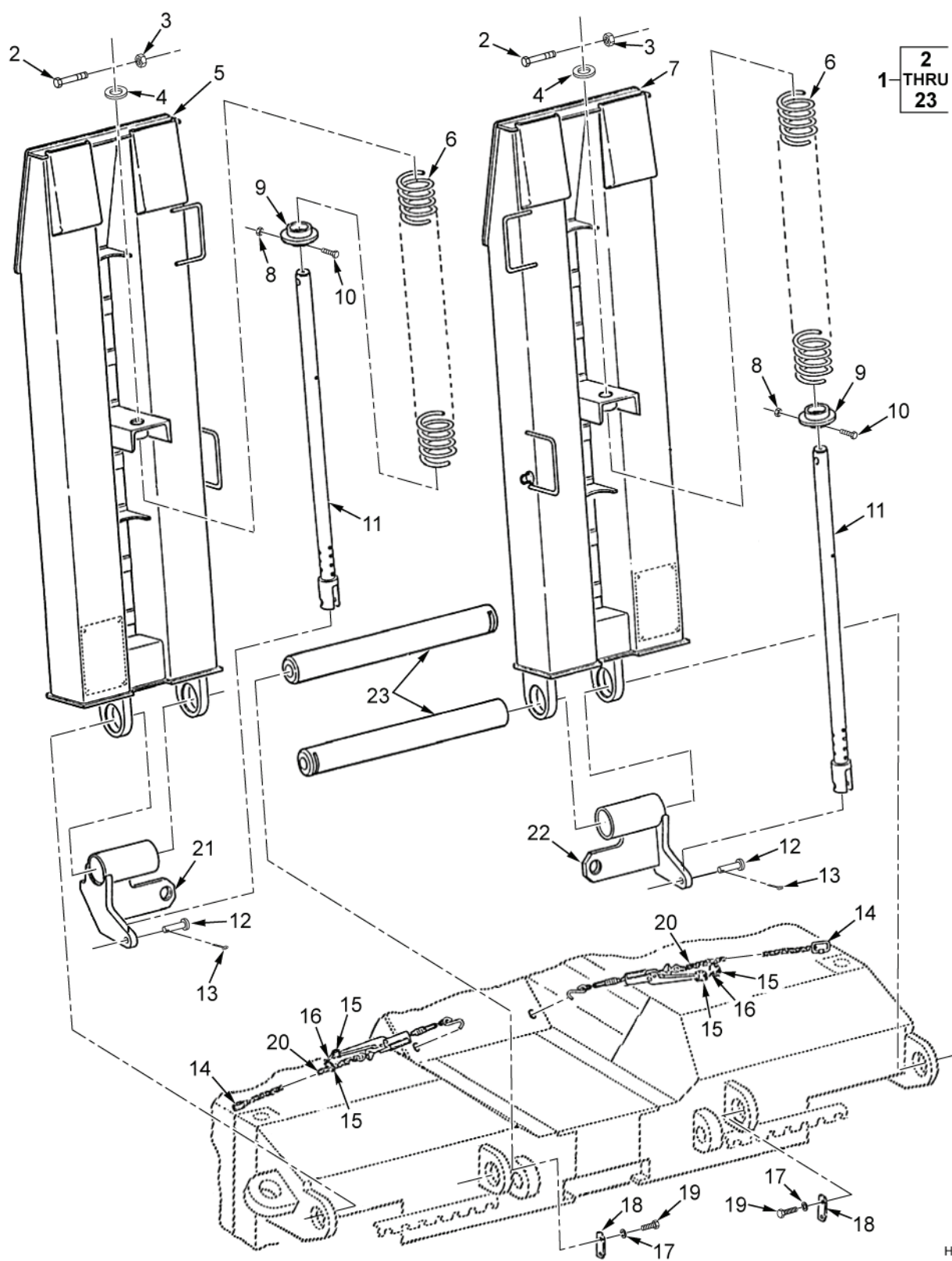
END OF FIGURE



---

FIELD MAINTENANCE  
GROUP 1501 FRAME ASSEMBLY

---



HETP247

Figure 40. Ramp Installation (Spring Assisted).



(1) ITEM NO.	(2) SMR CODE	(3) NSN	(4) CAGEC	(5) PART NUMBER	(6) DESCRIPTION AND USABLE ON CODE (UOC)	(7) QTY
					GROUP 1501	
					FIGURE 40. RAMP INSTALLATION (SPRING ASSISTED)	
1	XCFF		98255	SW33953	INSTALLATION,RAMP	1
2	PAFZZ	5305-01-386-9633	98255	SW30255-118	.SCREW,CAP,HEXAGON H	2
3	PAFZZ	5310-00-225-6993	81349	M45913/1-8CG5C	.NUT,SELF-LOCKING,HE	2
4	PAFZZ	5310-01-326-9502	98255	SW30197	.WASHER,FLAT	2
5	PAFZZ	3990-01-347-2641	98255	SW33952-1	.RAMP,LOADING,VEHICL (STREETSIDE)	1
6	PAFZZ	5360-01-441-4269	0RAL6	SW33936	.SPRING,HELICAL,COMP	2
7	PAFZZ	3990-01-347-2642	98255	SW33952-2	.RAMP,LOADING,VEHICL (CURBSIDE)	1
8	PAFZZ	5310-00-768-0318	96906	MS51967-14	.NUT,PLAIN,HEXAGON	2
9	PAFZZ	3040-01-386-4179	98752	SW34201	.ACTUATOR,MECHANICAL	2
10	PAFZZ	5305-00-071-2077	80204	B1821BH050C350N	.SCREW,CAP,HEXAGON H	2
11	PAFZZ	3040-01-386-5685	98255	SW34212	.CONNECTING LINK,RIG	2
12	PAFZZ	5315-01-386-0526	98255	SW34245	.PIN,STRAIGHT,HEADED	2
13	PAFZZ	5315-00-842-3045	80205	MS24665-499	.PIN,COTTER	2
14	PAFZZ	4010-01-387-2283	8S706	3711T24	.LINK,CHAIN,CONNECTI	1
15	PAFZZ	4010-01-471-8213	93922	81101	.LINK,CHAIN,DETACHAB	2
16	PAFZZ	5340-01-471-7034	93922	63406	.SNAP HOOK	1
17	PAFZZ	5310-00-820-6653	80205	MS35338-50	.WASHER,LOCK	4
18	PAFZZ	5340-01-324-8431	98255	SW32398	.PLATE,MOUNTING	2
19	PAFZZ	5305-00-724-7219	80204	B1821BH063C125N	.SCREW,CAP,HEXAGON H	4
20	PAFZZ	3990-01-514-1360	98255	SW34342	.TIE DOWN,CARGO,VEHI MAKE FROM BINDER,LOAD P/N SW28506	2
21	PBFZZ	5340-01-386-5239	98255	SW34231-1	.HANDLE,CRANK (STREETSIDE)	1
22	PBFZZ	5340-01-386-5224	98255	SW34231-2	.HANDLE,CRANK (CURBSIDE)	1
23	PBFZZ	3040-01-325-2356	98255	SW28444	.SHAFT,STRAIGHT	2

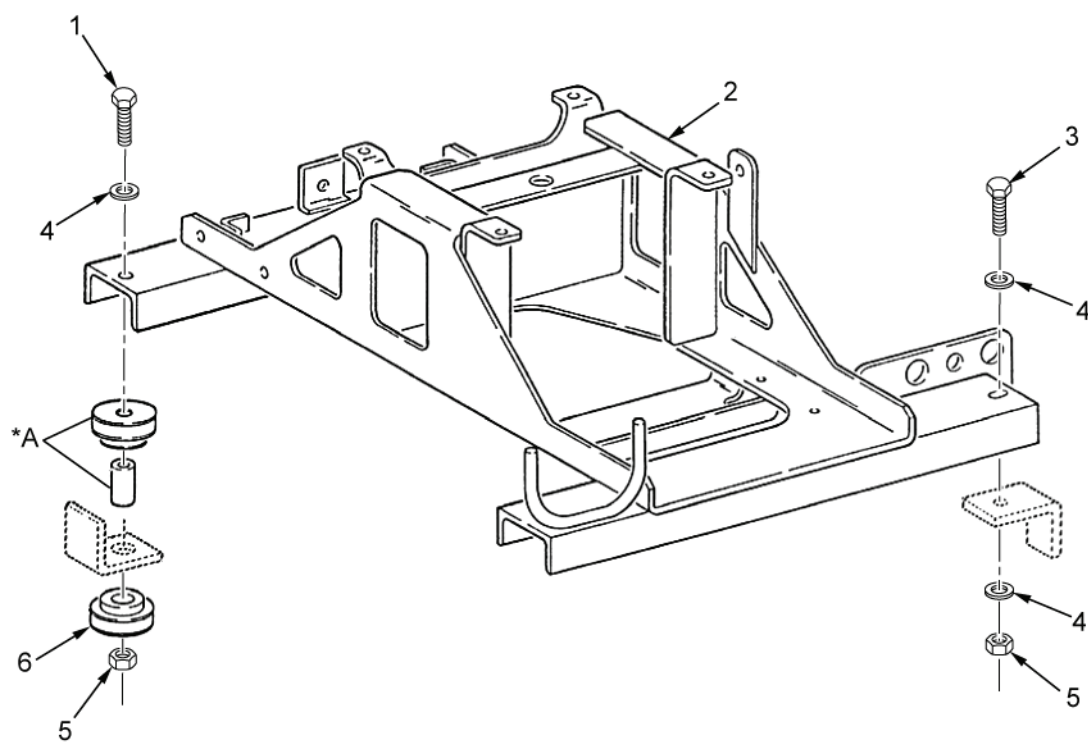
END OF FIGURE



---

FIELD MAINTENANCE  
GROUP 1501 FRAME ASSEMBLY

---



\*A Part of Item 6

HETP248

Figure 41. Auxiliary Power Unit (APU) Frame and Related Parts.

(1) ITEM NO.	(2) SMR CODE	(3) NSN	(4) CAGEC	(5) PART NUMBER	(6) DESCRIPTION AND USABLE ON CODE (UOC)	(7) QTY
					GROUP 1501	
					FIGURE 41. AUXILIARY POWER UNIT (APU) FRAME AND RELATED PARTS	
1	PAFZZ	5305-00-071-2077	80204	B1821BH050C350N	SCREW,CAP,HEXAGON H	2
2	PBFZZ	2510-01-359-2066	98255	SW34194	FRAME SECTION,STRUC	1
3	PAFZZ	5305-00-071-2071	80204	B1821BH050C200N	SCREW,CAP,HEXAGON H	2
4	PAFZZ	5310-00-809-3079	96906	MS27183-19	WASHER,FLAT	6
5	PAFZZ	5310-00-225-6993	81349	M45913/1-8CG5C	NUT,SELF-LOCKING,HE	4
6	PAFZZ	5342-01-357-1630	76005	SSB26-1000-5	MOUNT,RESILIENT,WEA	2

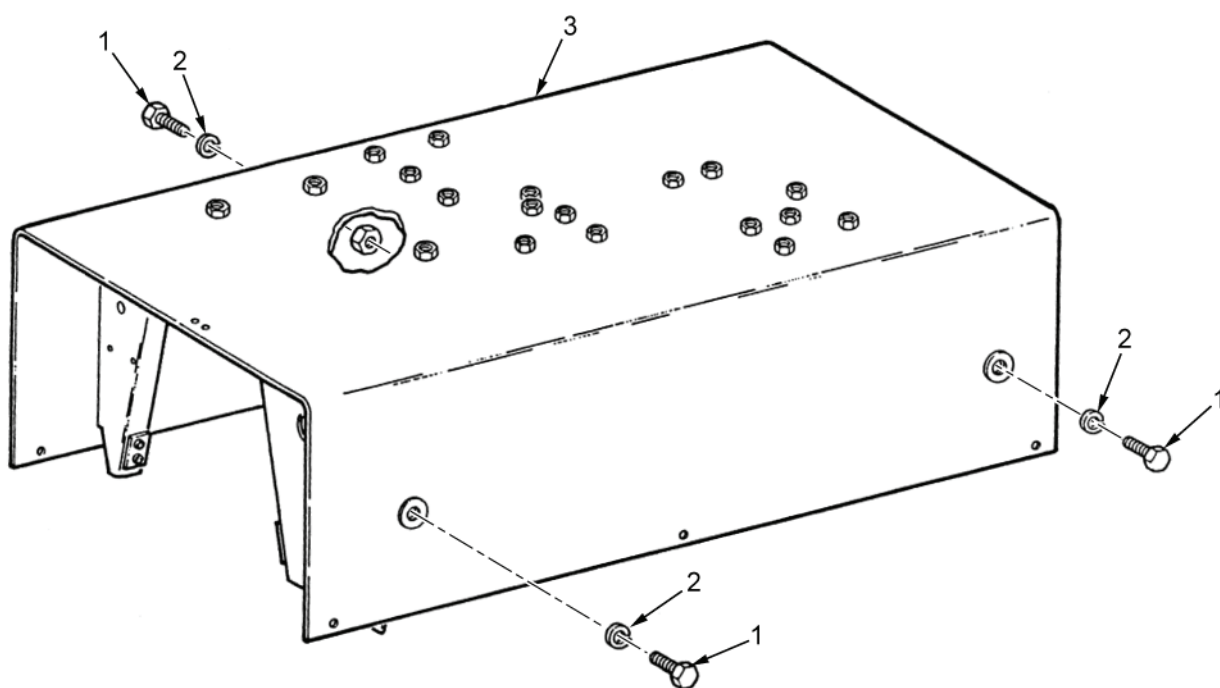
END OF FIGURE



---

FIELD MAINTENANCE  
GROUP 1501 FRAME ASSEMBLY

---



HETP249

Figure 42. Control Module Frame and Related Parts.



(1) ITEM NO.	(2) SMR CODE	(3) NSN	(4) CAGEC	(5) PART NUMBER	(6) DESCRIPTION AND USABLE ON CODE (UOC)	(7) QTY
					GROUP 1501	FIGURE 42. CONTROL MODULE FRAME AND RELATED PARTS
1	PAFZZ	5305-00-071-2067	80204	B1821BH050C125N	SCREW,CAP,HEXAGON H	3
2	PAFZZ	5310-00-584-5272	80205	MS35338-48	WASHER,LOCK	3
3	PAFZZ	2510-01-371-8695	98255	SW33456	FRAME SECTION,STRUC	1
END OF FIGURE						

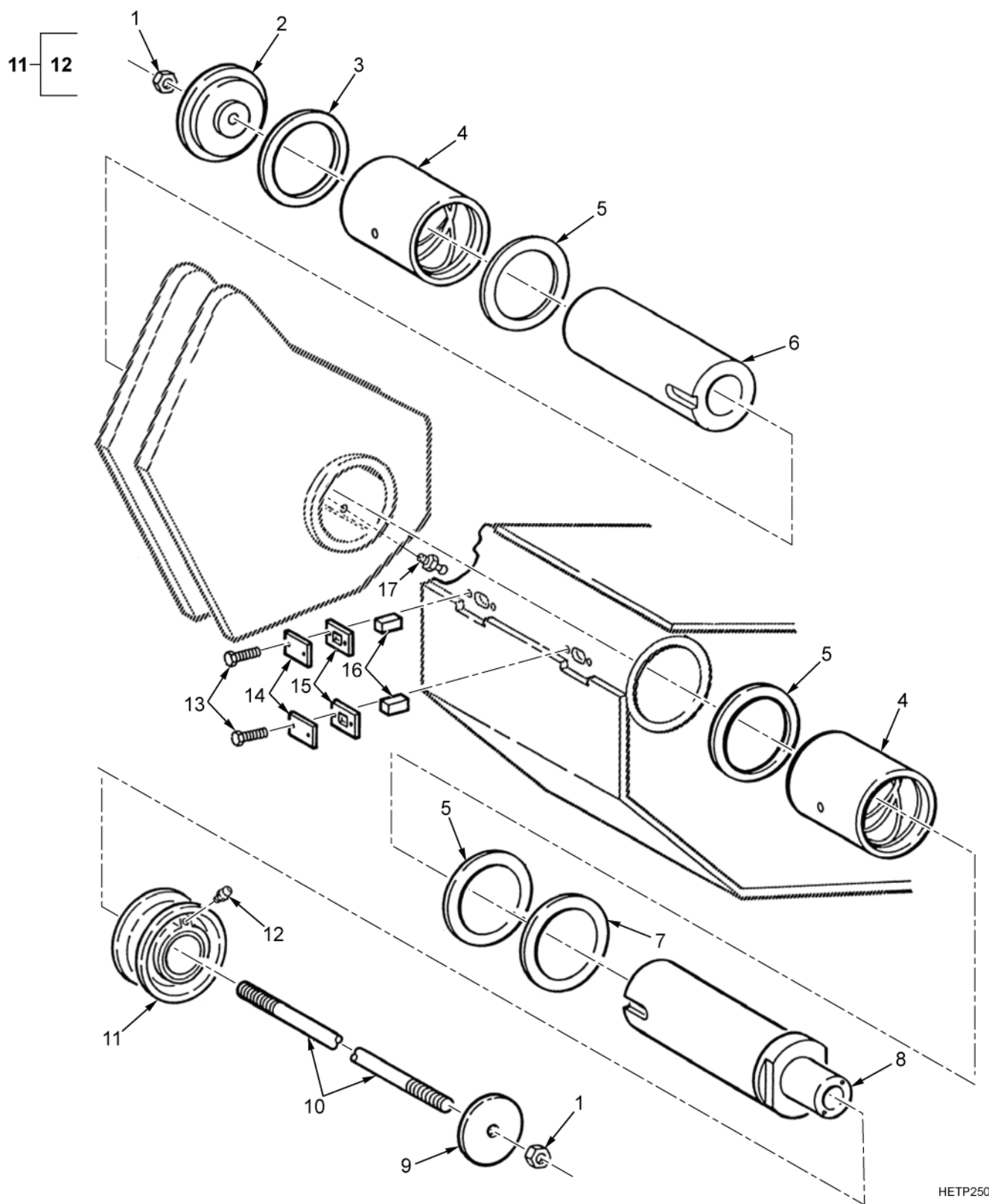


---

FIELD MAINTENANCE

GROUP 1503 PINTLES AND TOWING ATTACHMENTS

---



HETP250

Figure 43. Gooseneck Pivot Installation.

(1) ITEM NO.	(2) SMR CODE	(3) NSN	(4) CAGEC	(5) PART NUMBER	(6) DESCRIPTION AND USABLE ON CODE (UOC)	(7) QTY
					GROUP 1503	FIGURE 43. GOOSENECK PIVOT INSTALLATION
1	PAFZZ	5310-00-811-1377	81349	M45913/1-16CG5C	NUT,SELF-LOCKING,HE	2
2	PBFZZ	4320-01-323-8744	98255	SW28816	COVER,HYDRAULIC,PUM	1
3	PBFZZ	5365-01-325-7092	98255	SW28834	SPACER,RING	1
4	PBFZZ	3120-01-323-4860	98255	SW28457	BEARING,SLEEVE	2
5	XDFZZ		98255	SW28552	WASHER,FLAT	3
6	PBFZZ	4710-01-325-3899	98255	SW28549	TUBE,METALLIC	1
7	PBFZZ	5310-01-325-6874	98255	SW28814	WASHER,RECESSED	1
8	PBFZZ	5315-01-326-0751	98255	SW28821	PIN,TUBE	1
9	PAFZZ	4320-01-324-2732	98255	SW28815	COVER,HYDRAULIC,PUM	1
10	PAFZZ	5306-01-324-2570	98255	SW28765	ROD,THREADED END	1
11	PAFFF	3020-01-369-3486	95975	538115	PULLEY,GROOVE	1
12	PAFZZ	4730-00-050-4208	81343	AS15003-1	.FITTING,LUBRICATION	1
13	PAFZZ	5305-00-068-0508	80204	B1821BH025C075N	SCREW,CAP,HEXAGON H	4
14	PAFZZ	5340-01-324-8416	98255	SW28727	COVER,ACCESS	2
15	PAFZZ	5342-01-324-8393	98255	SW28728	MOUNT,RESILIENT,WEA	2
16	PBFZZ	5315-01-325-9043	98255	SW28746	KEY,MACHINE	2
17	PAFZZ	4730-00-050-4208	81343	AS15003-1	FITTING,LUBRICATION	2

END OF FIGURE



---

FIELD MAINTENANCE

GROUP 1503 PINTLES AND TOWING ATTACHMENTS

---

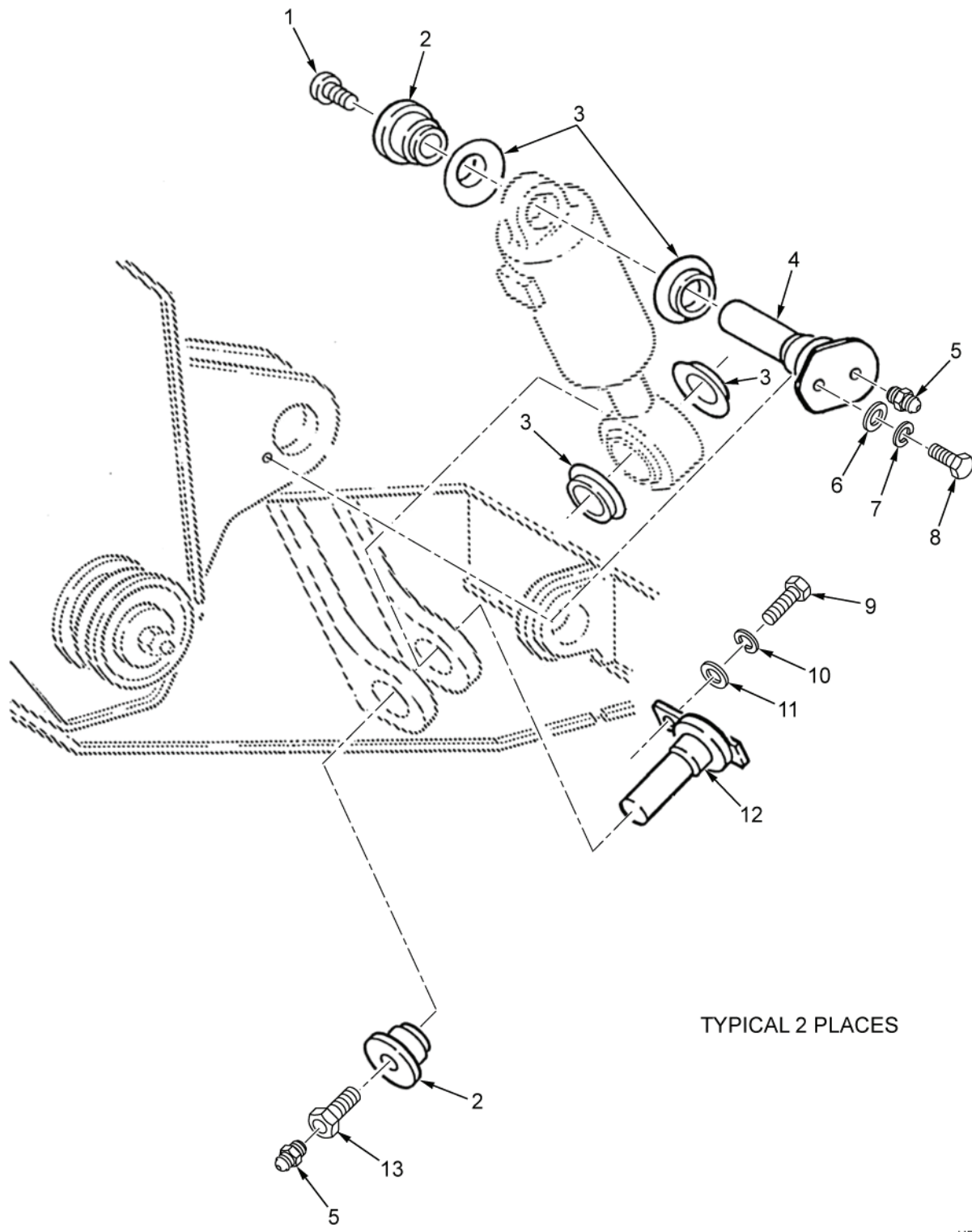


Figure 44. Gooseneck Cylinder Attachment Hardware.

HETP251



(1) ITEM NO.	(2) SMR CODE	(3) NSN	(4) CAGEC	(5) PART NUMBER	(6) DESCRIPTION AND USABLE ON CODE (UOC)	(7) QTY
					GROUP 1503	
					FIGURE 44. GOOSENECK CYLINDER ATTACHMENT HARDWARE	
1	PAFZZ	5306-01-031-4844	80205	MS51095-435L	BOLT,MACHINE	1
2	PAFZZ	3120-01-334-4770	98255	SW30264	BUSHING,SLEEVE	2
3	PAFZZ	5330-01-333-1224	98255	SW30465	SEAL,PLAIN	4
4	PAFZZ	3040-01-359-2463	98255	SW34181	SHAFT,SHOULDERED	1
5	PAFZZ	4730-00-172-0010	17576	AN944-101	FITTING,LUBRICATION	2
6	PAFZZ	5310-00-809-8540	96906	MS27183-25	WASHER,FLAT	1
7	PAFZZ	5310-00-754-2005	80205	MS35338-52	WASHER,LOCK	1
8	PAFZZ	5305-00-904-4004	96906	MS90727-209	SCREW,CAP,HEXAGON H	1
9	PAFZZ	5306-00-226-4838	80204	B1821BH031C325N	BOLT,MACHINE	1
10	PAFZZ	5310-00-637-9541	00198	132661	WASHER,LOCK	1
11	PAFZZ	5310-00-809-4061	96906	MS27183-15	WASHER,FLAT	1
12	PAFZZ	5315-01-371-4775	1ZKD0	SW33776	PIN,SHOULDER,HEADED	1
13	PAFZZ	5306-01-472-3328	98255	SW32802-3	BOLT,INTERNALLY REL	1

END OF FIGURE

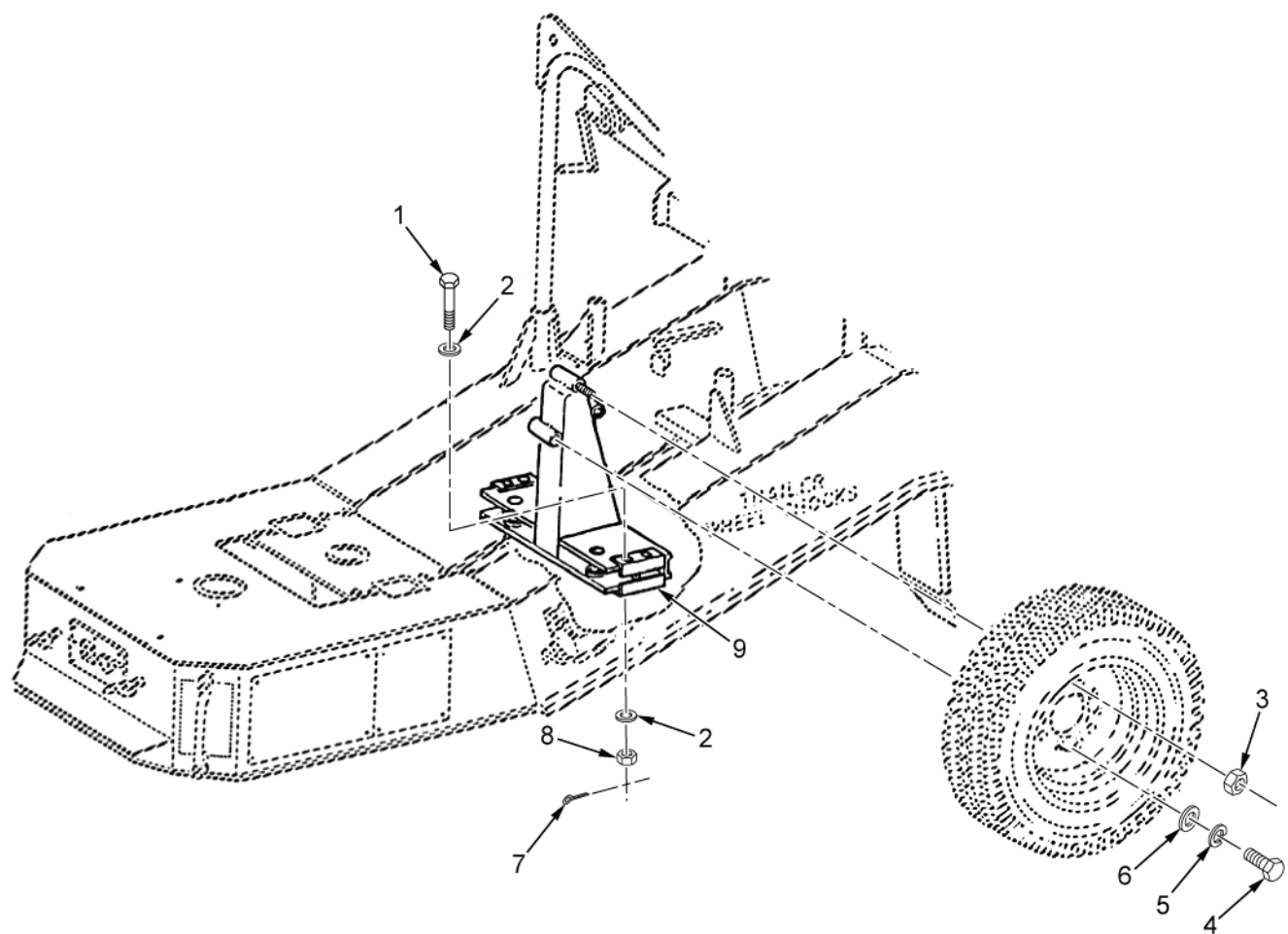


---

FIELD MAINTENANCE

GROUP 1504 SPARE WHEEL CARRIER AND TIRE LOCK

---



HETP252

Figure 45. Spare Wheel Carrier.

(1) ITEM NO.	(2) SMR CODE	(3) NSN	(4) CAGEC	(5) PART NUMBER	(6) DESCRIPTION AND USABLE ON CODE (UOC)	(7) QTY
					GROUP 1504	FIGURE 45. SPARE WHEEL CARRIER
1	PAFZZ	5305-01-334-6652	96906	MS51105-523	SCREW,CAP,HEXAGON H	4
2	PAFZZ	5310-00-809-8541	96906	MS27183-27	WASHER,FLAT (ADDITIONAL MAY BE REQUIRED)	8
3	PAFZZ	5310-00-880-2005	58536	A52427-R-1.125	NUT,PLAIN,SINGLE BA (RIGHT HAND)	2
4	PAFZZ	5305-00-900-1118	80204	B1821BH075C150N	SCREW,CAP,HEXAGON H	4
5	PAFZZ	5310-00-584-7888	96906	MS35338-51	WASHER,LOCK	4
6	PAFZZ	5310-00-809-8533	96906	MS27183-23	WASHER,FLAT	4
7	PAFZZ	5315-00-298-1499	80205	MS24665-360	PIN,COTTER	4
8	PAFZZ	5310-00-842-7605	96906	MS35692-73	NUT,PLAIN,SLOTTED,H	4
9	PBFZZ	2590-01-334-4765	98255	SW32354	BRACKET,VEHICULAR C	1

END OF FIGURE



---

FIELD MAINTENANCE

GROUP 1507 SPARE WHEEL CARRIER AND TIRE LOCK

---

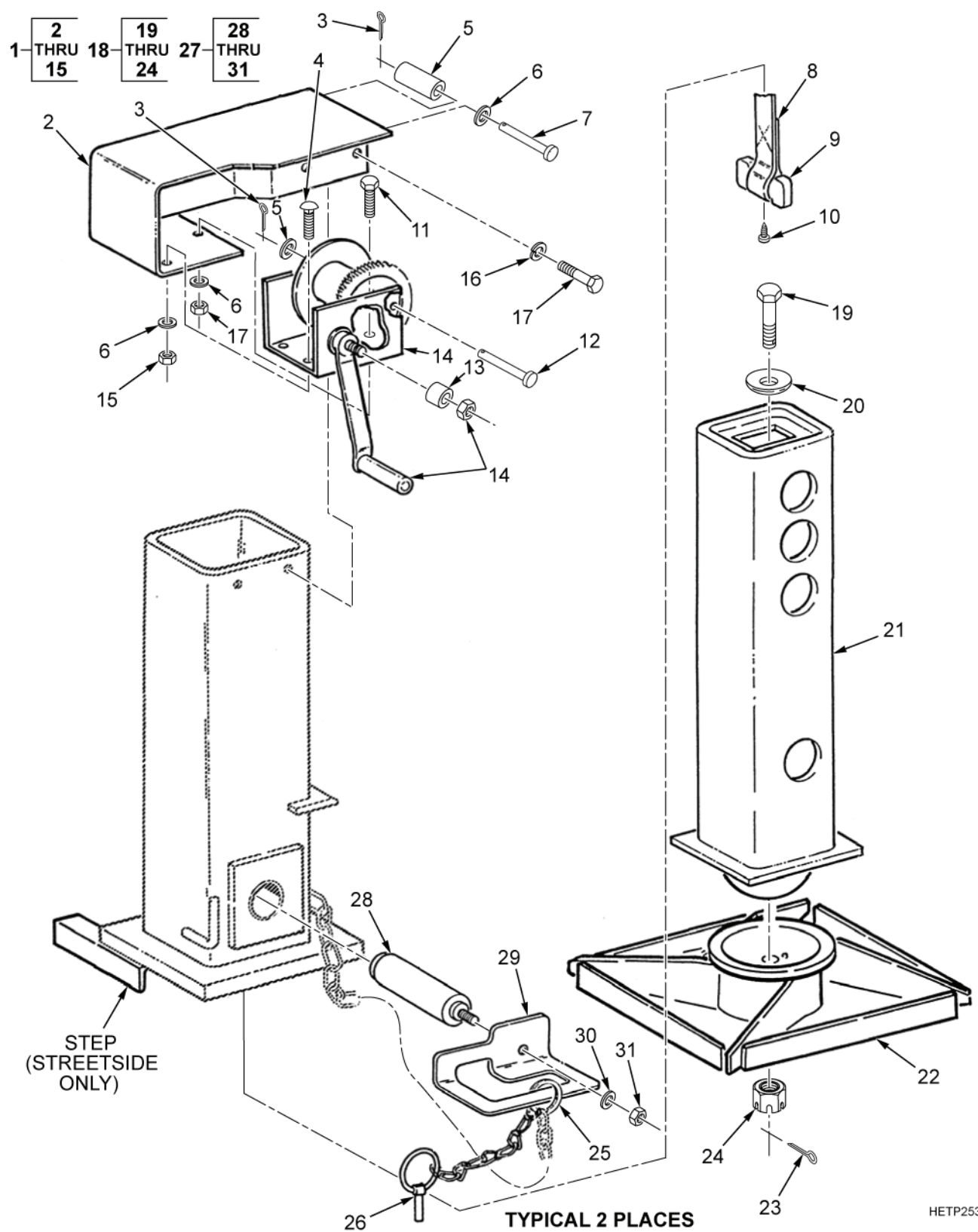


Figure 46. Front Support Legs.



(1) ITEM NO.	(2) SMR CODE	(3) NSN	(4) CAGEC	(5) PART NUMBER	(6) DESCRIPTION AND USABLE ON CODE (UOC)	(7) QTY
					GROUP 1507	
					FIGURE 46. FRONT SUPPORT LEGS	
1	PBFFF	2510-01-386-6636	98255	SW33990	FRAME SECTION,STRUC (STREETSIDE)	1
2	PAFZZ	5340-01-413-0397	98255	SW33988	.COVER,ACCESS	1
3	PAFZZ	5315-01-359-1451	80205	MS24665-285	.PIN,COTTER	2
4	PAFZZ	5306-00-088-5742	80205	MS35751-70	.BOLT,SQUARE NECK	2
5	PAFZZ	3120-01-415-7937	98255	SW33989	.BEARING,SLEEVE	1
6	PAFZZ	5310-00-802-4701	80205	MS15795-813	.WASHER,FLAT	5
7	PAFZZ	5315-00-999-4235	80205	MS20392-5C107	.PIN,STRAIGHT,HEADED	1
8	PAFZZ	5340-01-414-3014	0VU83	0707-42P37	.STRAP,WEBBING	1
9	PAFZZ	5365-01-413-5513	98255	SW34045	.SPACER,PLATE	1
10	PAFZZ	5305-01-386-9079	98255	SW34230	.SCREW,TAPPING	1
11	PAFZZ	5305-00-269-3211	80205	MS90725-60	.SCREW,CAP,HEXAGON H	1
12	PAFZA	5315-00-917-2655	96906	MS20392-5C79	.PIN,STRAIGHT,HEADED	1
13	PAFZZ	5365-01-385-9826	98255	SW34161	.SPACER,SLEEVE	1
14	PAFZZ	5340-01-412-8072	98255	SW34160	.HANDLE,CRANK	1
15	PAFZZ	5310-00-087-4652	81349	M45913/1-6CG5C	.NUT,SELF-LOCKING,HE	3
16	PAFZZ	5310-00-637-9541	81718	H2525M	WASHER,LOCK	4
17	PAFZZ	5305-00-269-3211	80205	MS90725-60	SCREW,CAP,HEXAGON H	4
18	PBFFF	2590-01-415-2534	98255	SW33963	SUPPORT,RETRACTABLE	1
19	PAFZZ	5306-01-395-1387	98255	SW34268	.BOLT,MACHINE	1
20	PAFZZ	5365-01-412-6285	98255	SW33557	.SHIM	1
21	PAFZZ	3040-01-417-2726	98255	SW33962	.CONNECTING LINK,RIG	1
22	PAFZZ	4910-01-415-2535	98255	SW33438	.WELDMENT ASSEMBLY,O	1
23	PAFZZ	5315-00-842-3045	80205	MS24665-499	.PIN,COTTER	1
24	PAFZZ	5310-00-850-6881	96906	MS35692-57	.NUT,PLAIN,SLOTTED,H	1
25	PAFZZ	5325-01-440-3087	96652	29-13	RING,RETAINING	1
26	PAFZZ	5315-01-463-0504	96652	S63-34165-0001	PIN,QUICK RELEASE	1
27	PAFZZ	5315-01-473-5420	98255	SW34481	PIN,ASSEMBLY	1
28	XAFZZ		98255	SW34482	.PIN	1
29	XAFZZ		98255	SW34483	.HANDLE	1
30	PAFZZ	5310-00-809-5997	96906	MS27183-17	.WASHER,FLAT	1
31	PAFZZ	5310-00-902-9369	80205	MS21083N8	.NUT,SELF-LOCKING,HE	1

END OF FIGURE

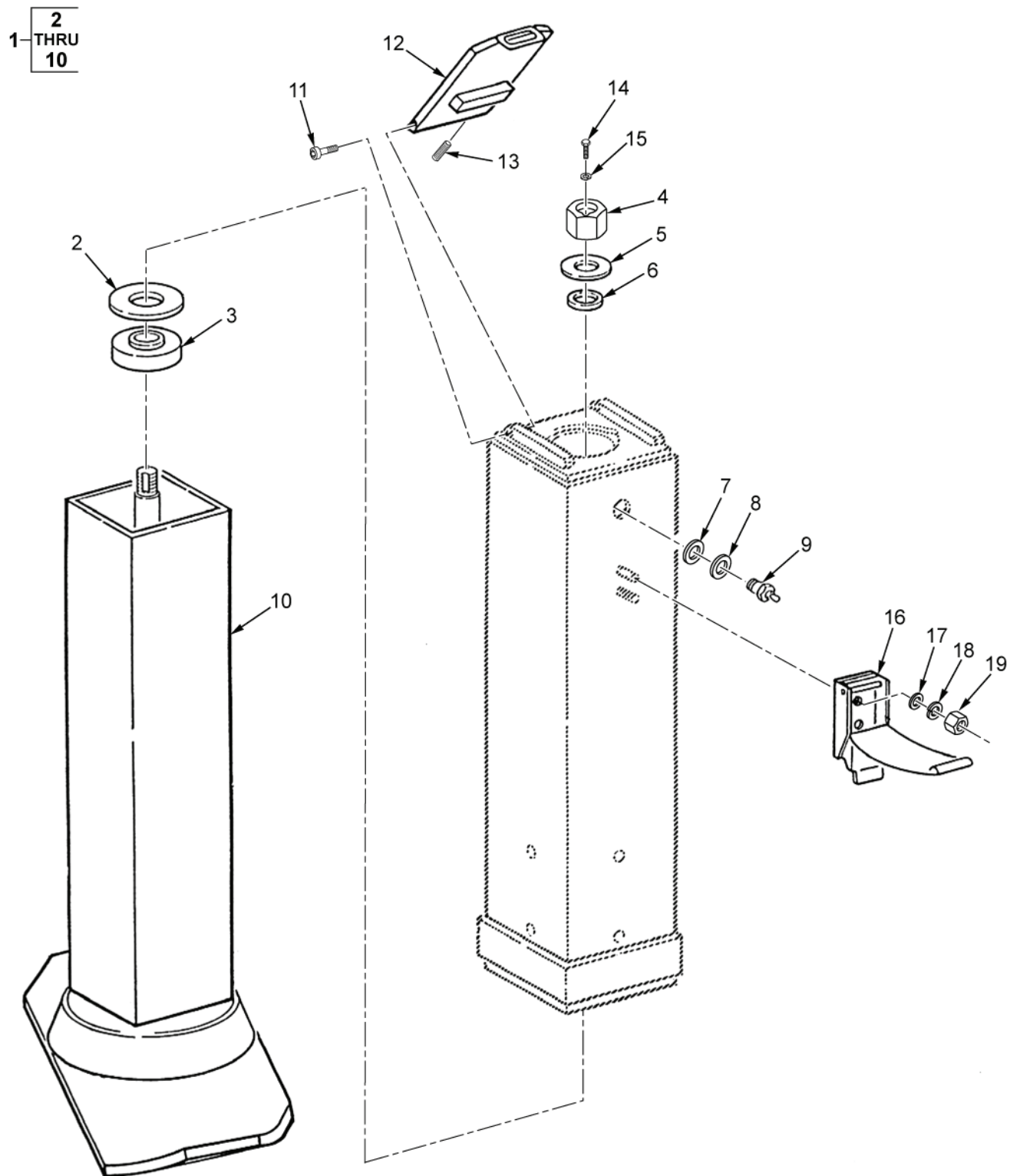


---

FIELD MAINTENANCE

GROUP 1507 LANDING GEAR AND LEVELING JACKS

---



HETP254

Figure 47. Rear Support Legs.

(1) ITEM NO.	(2) SMR CODE	(3) NSN	(4) CAGEC	(5) PART NUMBER	(6) DESCRIPTION AND USABLE ON CODE (UOC)	(7) QTY
					GROUP 1507	FIGURE 47. REAR SUPPORT LEGS
1	PBFFF	2590-01-322-9358	99411	LG1950	LEG,SEMITRAILER RET (CURBSIDE)	2
1	PBFFF	2590-01-322-9359	99411	LG1950-01	LEG,SEMITRAILER RET (STREETSIDE)	1
2	PAFZZ	5310-00-950-1309	96906	MS27183-31	.WASHER,FLAT	1
3	PAFZZ	3120-01-351-5645	99411	LG1967	.BEARING,SLEEVE	1
4	PAFZZ	5310-01-352-2001	99411	XB-HN-011-45	.NUT,SELF-LOCKING,HE	1
5	PAFZZ	5310-01-324-4983	99411	432468	.WASHER,FLAT	1
6	PAFZZ	5330-01-351-7765	99411	454447	.PACKING ASSEMBLY	1
7	PAFZZ	5330-01-351-7766	99411	467126	.PACKING ASSEMBLY	1
8	PAFZZ	5310-01-174-0431	99411	PP0016-03	.WASHER,FLAT	1
9	PAFZZ	4730-01-440-3030	99411	XB-GRF-022-15	.FITTING,LUBRICATION	1
10	PBFZZ	2590-01-362-1161	99411	LG1952-10	.SUPPORT,RETRACTABLE (CURBSIDE)	1
10	PBFZZ	2590-01-351-0225	99411	LG1952-11	.SUPPORT,RETRACTABLE (STREETSIDE)	1
11	PAFZZ	5305-00-604-0041	80205	NAS1352-4-12P	SCREW,CAP,SOCKET,HE	1
12	PAFZZ	5342-01-385-9861	98255	SW34414	DOOR,ACCESS,WEAPON	1
13	PAFZZ	5305-01-386-8151	39428	91385A340	SETSCREW	1
14	PAFZZ	5305-01-189-3761	80205	MS16997-78L	SCREW,CAP,SOCKET HE	1
15	PAFZZ	5310-00-167-0721	80205	MS35333-41	WASHER,LOCK	1
16	PAFZZ	5340-01-116-3348	94222	97-70-120-11	CATCH,CLAMPING	1
17	PAFZZ	5310-00-809-3078	96906	MS27183-11	WASHER,FLAT	2
18	PAFZZ	5310-00-582-5965	80205	MS35338-44	WASHER,LOCK	2
19	PAFZZ	5310-00-761-6882	96906	MS51967-2	NUT,PLAIN,HEXAGON	2

END OF FIGURE

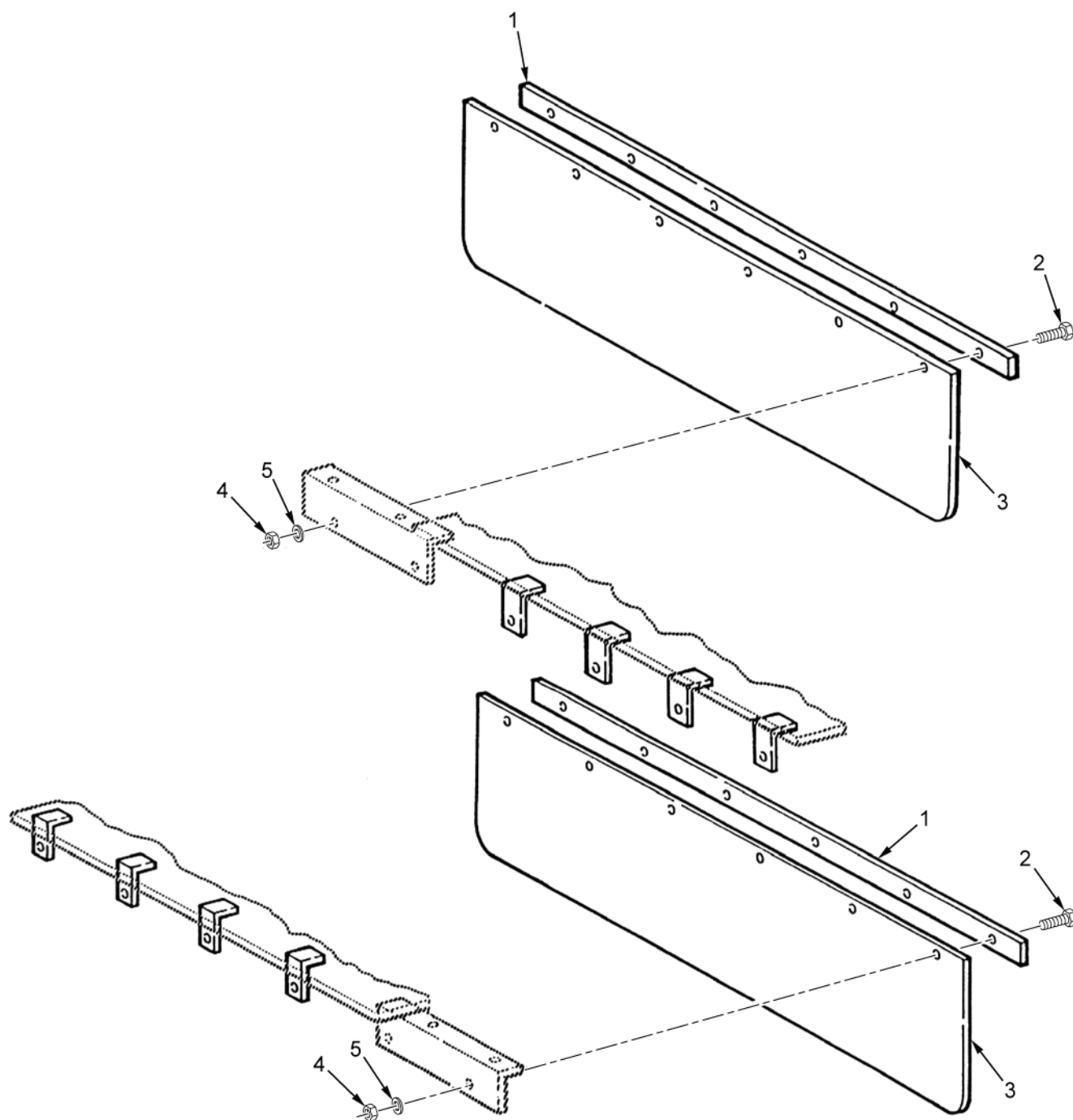


---

FIELD MAINTENANCE

GROUP 1801 BODY, CAB, HOOD, AND HULL ASSEMBLIES

---



HETP255

Figure 48. Splash Guards.



(1) ITEM NO.	(2) SMR CODE	(3) NSN	(4) CAGEC	(5) PART NUMBER	(6) DESCRIPTION AND USABLE ON CODE (UOC)	(7) QTY
					GROUP 1801	
					FIGURE 48. SPLASH GUARDS	
1	PAFZZ	5340-01-328-1578	98255	SW28618	PLATE,MENDING	2
2	PAFZZ	5305-00-068-0509	80204	B1821BH025C125N	SCREW,CAP,HEXAGON H	12
3	PAFZZ	2540-01-324-4477	98255	SW28615	GUARD,SPLASH,VEHICU	2
4	PAFZZ	5310-00-997-1888	80205	MS35649-2252	NUT,PLAIN,HEXAGON	12
5	PAFZZ	5310-00-582-5965	80205	MS35338-44	WASHER,LOCK	12

END OF FIGURE

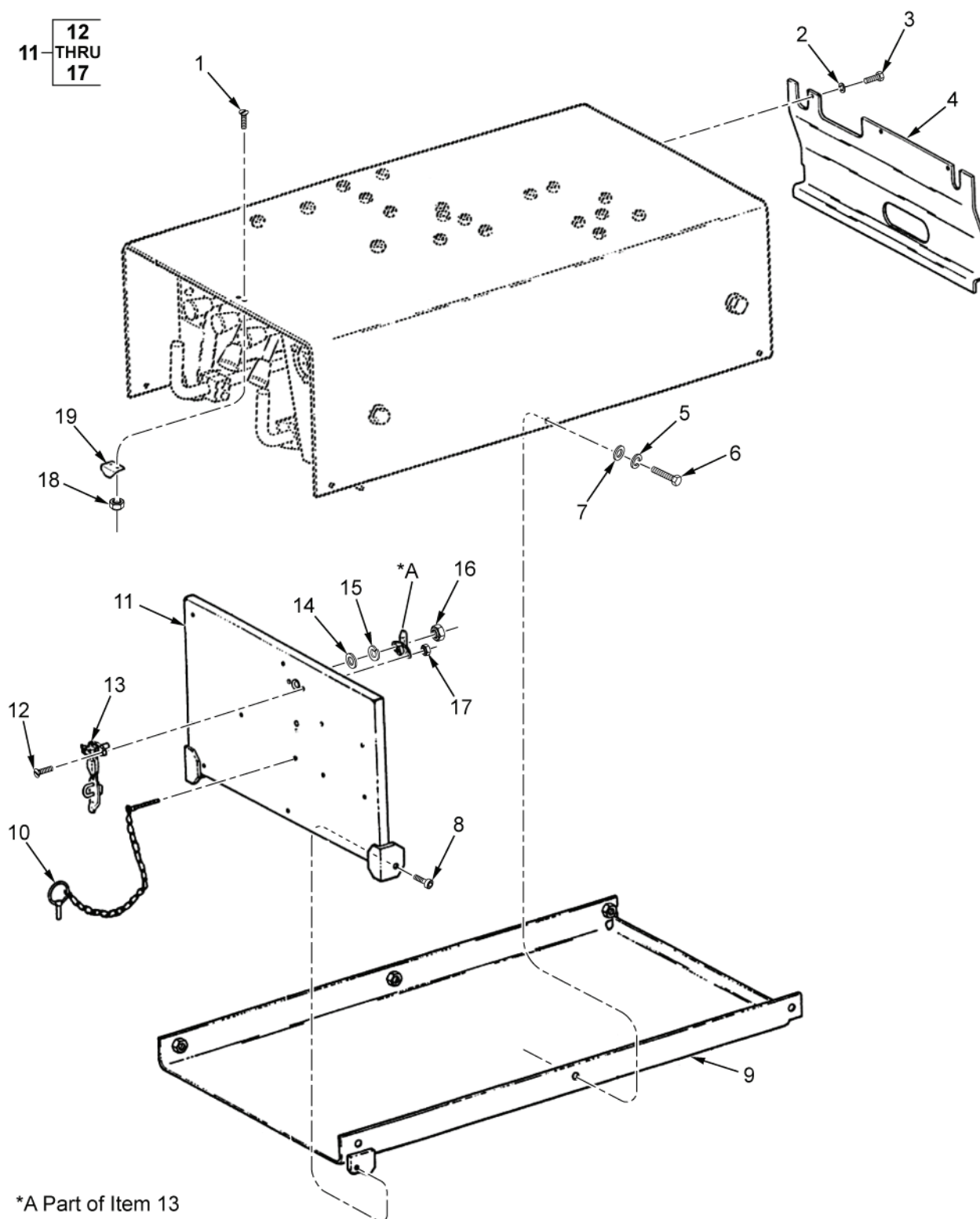


---

FIELD MAINTENANCE

GROUP 1801 BODY, CAB, HOOD, AND HULL ASSEMBLIES

---



HETP256

Figure 49. Covers.

(1) ITEM NO.	(2) SMR CODE	(3) NSN	(4) CAGEC	(5) PART NUMBER	(6) DESCRIPTION AND USABLE ON CODE (UOC)	(7) QTY
					GROUP 1801	
					FIGURE 49. COVERS	
1	PAFZZ	5305-00-954-3937	80205	MS35190-290	SCREW,MACHINE	2
2	PAFZZ	5310-00-582-5965	80205	MS35338-44	WASHER,LOCK	3
3	PAFZZ	5305-00-068-0508	80204	B1821BH025C075N	SCREW,CAP,HEXAGON H	3
4	PAFZZ	5340-01-371-4761	98255	SW33451	COVER,ACCESS	1
5	PAFZZ	5310-00-407-9566	80205	MS35338-45	WASHER,LOCK	6
6	PAFZZ	5306-00-225-8498	80205	MS90725-33	BOLT,MACHINE	6
7	PAFZZ	5310-00-080-6004	96906	MS27183-14	WASHER,FLAT	6
8	PAFZZ	5305-01-371-6157	56878	12705E-5C-5D	SCREW,SHOULDER	2
9	PAFZZ	2510-01-372-1536	98255	SW33447-3	PANEL,BODY,VEHICULA	1
10	PAFZZ	5315-01-342-5356	96652	63-08	PIN,COTTER	1
11	PAFFF	5342-01-417-2434	98255	SW33452-1	DOOR,ACCESS,WEAPON	1
12	PAFZZ	5305-00-958-5471	45152	1507170	.SCREW,MACHINE	2
13	PAFZZ	5340-01-371-6277	19220	4853-XP8	.HASP,HINGED	1
14	PAFZZ	5310-00-068-5285	96906	MS27183-20	.WASHER,FLAT	1
15	PAFZZ	5310-01-234-9424	92830	U562-0120-S	.WASHER,SPRING TENS	1
16	PAFZZ	5310-00-984-3806	81349	M45913/1-5CG5C	.NUT,SELF-LOCKING,HE	1
17	PAFZZ	5310-00-689-3877	80205	MS17829-3C	.NUT,SELF-LOCKING,HE	2
18	PAFZZ	5310-00-088-1251	81349	M45913/1-4CG5C	NUT,SELF-LOCKING,HE	2
19	PAFZZ	5340-01-371-4754	98255	SW33519	BRACKET,ANGLE	1

END OF FIGURE

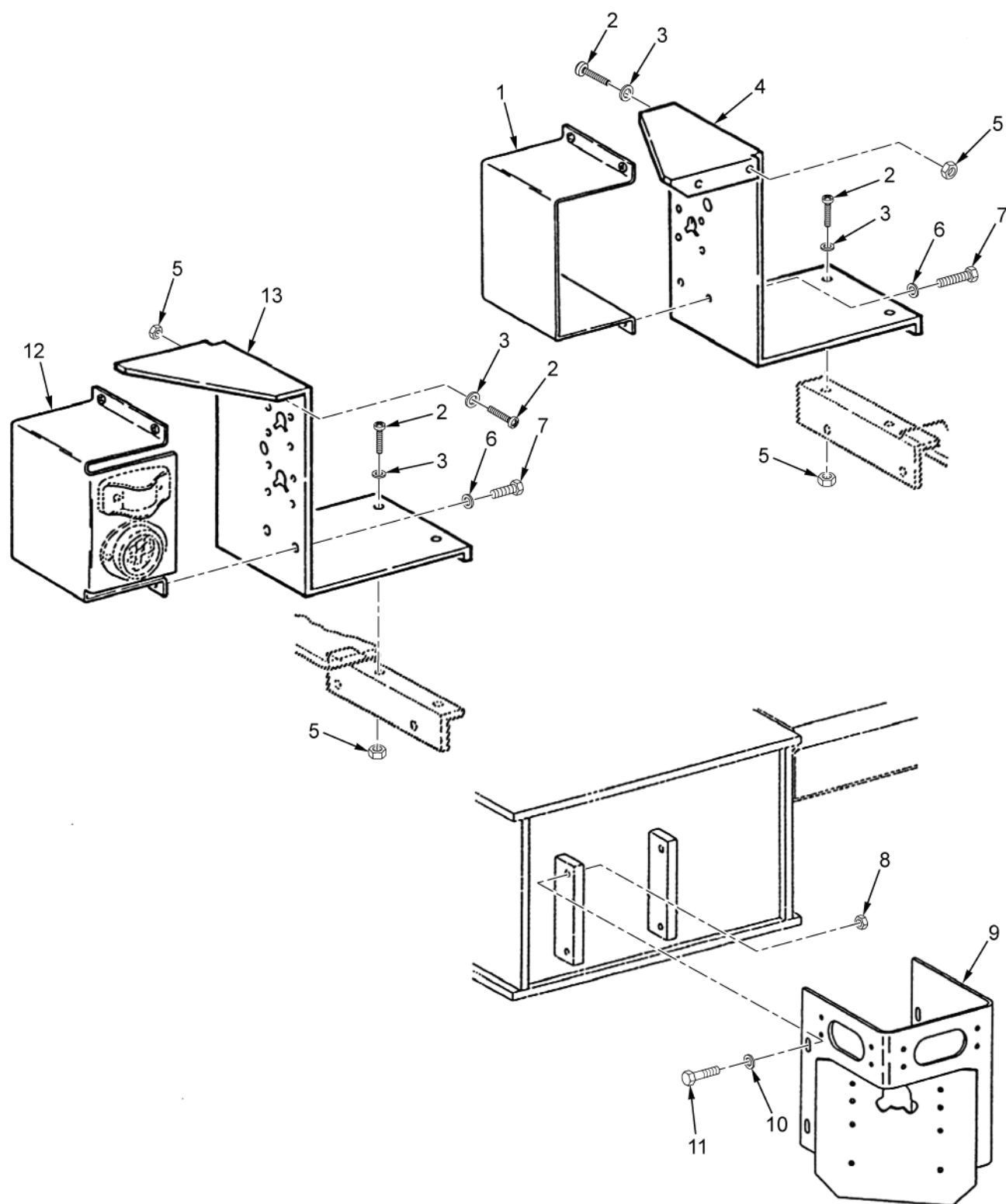


---

FIELD MAINTENANCE

GROUP 1802 FENDERS, RUNNING BOARDS WITH MOUNTING AND ATTACHING PARTS, OUTRIGGERS,  
WINDSHIELD, GLASS, ETC.

---



STREETSIDE SHOWN, CURBSIDE OPPOSITE  
SERIAL NUMBERS S001 THRU S203

HETP257

Figure 50. Deflectors and Brackets.



(1) ITEM NO.	(2) SMR CODE	(3) NSN	(4) CAGEC	(5) PART NUMBER	(6) DESCRIPTION AND USABLE ON CODE (UOC)	(7) QTY
					GROUP 1802	
					FIGURE 50. DEFLECTORS AND BRACKETS	
1	PAFZZ	5340-01-325-2056	98255	SW30564	COVER,ACCESS (CURBSIDE)	1
2	PAFZZ	5305-01-325-8387	80205	MS90725-64	SCREW,CAP,HEXAGON H	8
3	PAFZZ	5310-00-080-6004	96906	MS27183-14	WASHER,FLAT	8
4	PAFZZ	2540-01-326-5948	98255	SW34738-2	GUARD,SPLASH,VEHICU (CURBSIDE)	1
5	PAFZZ	5310-01-460-2173	81349	M45913/2-6CG5C	NUT,SELF-LOCKING,HE	8
6	PAFZZ	5310-00-933-8121	80205	MS35338-139	WASHER,LOCK	8
7	PAFZZ	5305-00-068-0501	80205	MS90725-5	SCREW,CAP,HEXAGON H	8
8	PAFZZ	5310-01-460-1678	81349	M45913/2-4CG5C	NUT,SELF-LOCKING,HE	8
9	PAFZZ	6220-01-541-9722	98255	SW34737-301	BRACKET,LIGHT RETEN (STREETSIDE)	1
9	PAFZZ	6220-01-542-3092	98255	SW34737-302	BRACKET,LIGHT RETEN (CURBSIDE)	1
10	PAFZZ	5310-01-274-3255	96906	MS27183-52	WASHER,FLAT	8
11	PAFZZ	5305-00-068-0509	80204	B1821BH025C125N	SCREW,CAP,HEXAGON H	8
12	PAFZZ	5340-01-325-1410	98255	SW30562	COVER,ACCESS (STREETSIDE)	1
13	PAFZZ	2530-01-324-8542	98255	SW34738-1	DEFLECTOR,DIRT AND (STREETSIDE)	1

END OF FIGURE

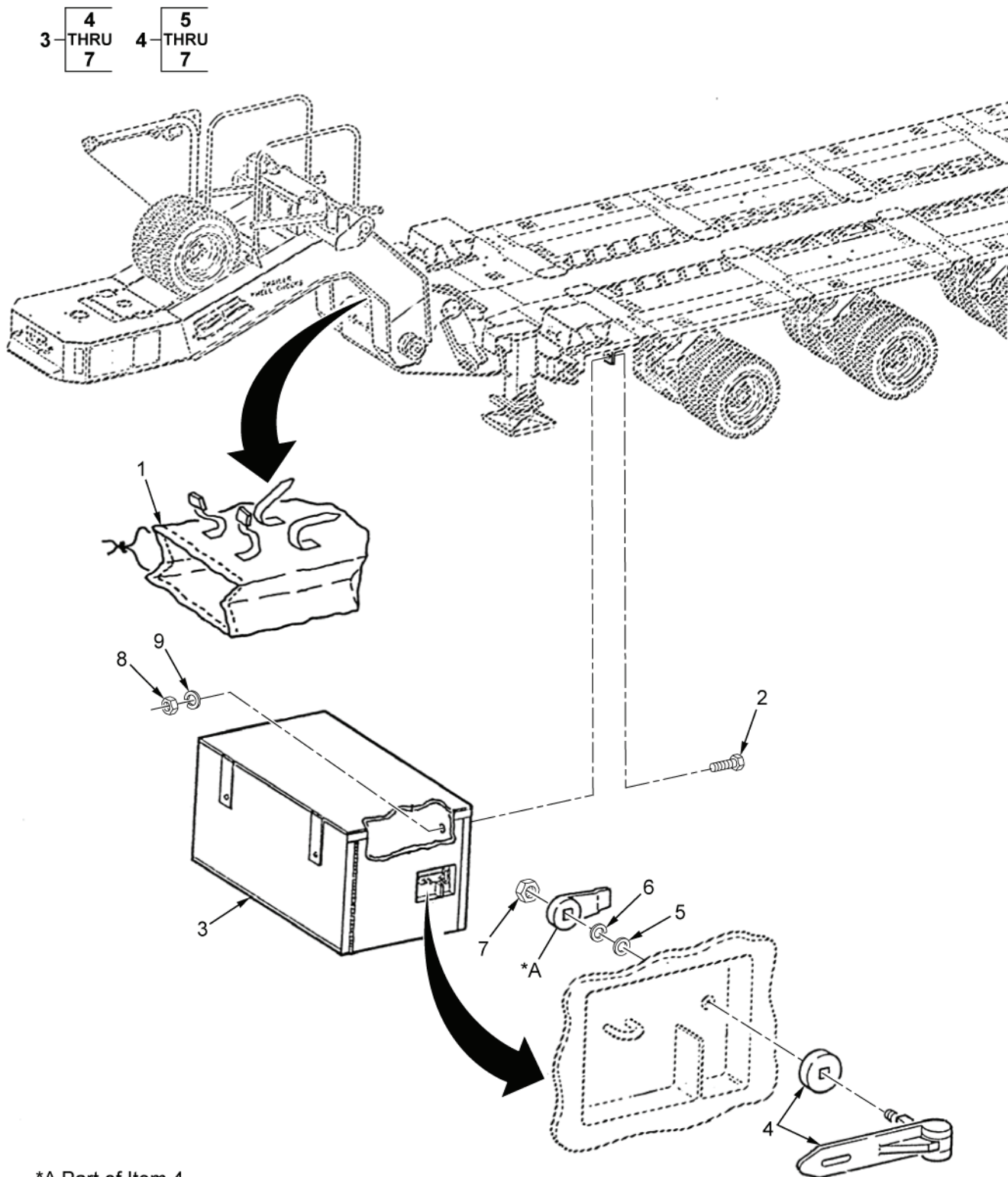


---

FIELD MAINTENANCE

GROUP 1808 STOWAGE RACKS, BOXES, STRAPS, CARRYING CASES, CABLE REELS, HOSE REELS, ETC.

---



HETP258

Figure 51. Platform Stowage Compartment.

(1) ITEM NO.	(2) SMR CODE	(3) NSN	(4) CAGEC	(5) PART NUMBER	(6) DESCRIPTION AND USABLE ON CODE (UOC)	(7) QTY
					GROUP 1808	
					FIGURE 51. PLATFORM STOWAGE COMPARTMENT	
1	PAFZZ	8105-01-387-6154	98255	SW34145	BAG,TEXTILE	1
2	PAFZZ	5305-01-283-8664	80205	MS90725-110	SCREW,CAP,HEXAGON H	4
3	PAFFF	2540-01-324-1133	97014	LMCSW28841	BOX,ACCESSORIES STO	1
4	PAFZZ	5340-01-371-6277	19220	4853-XP8	.HASP,HINGED	1
5	PAFZZ	5310-00-068-5285	96906	MS27183-20	..WASHER,FLAT	1
6	PAFZZ	5310-01-234-9424	92830	U562-0120-S	..WASHER,SPRING TENSI	1
7	PAFZZ	5310-00-984-3806	81349	M45913/1-5CG5C	..NUT,SELF-LOCKING,HE	1
8	PAFZZ	5310-00-768-0318	96906	MS51967-14	NUT,PLAIN,HEXAGON	4
9	PAFZZ	5310-00-584-5272	80205	MS35338-48	WASHER,LOCK	4

END OF FIGURE

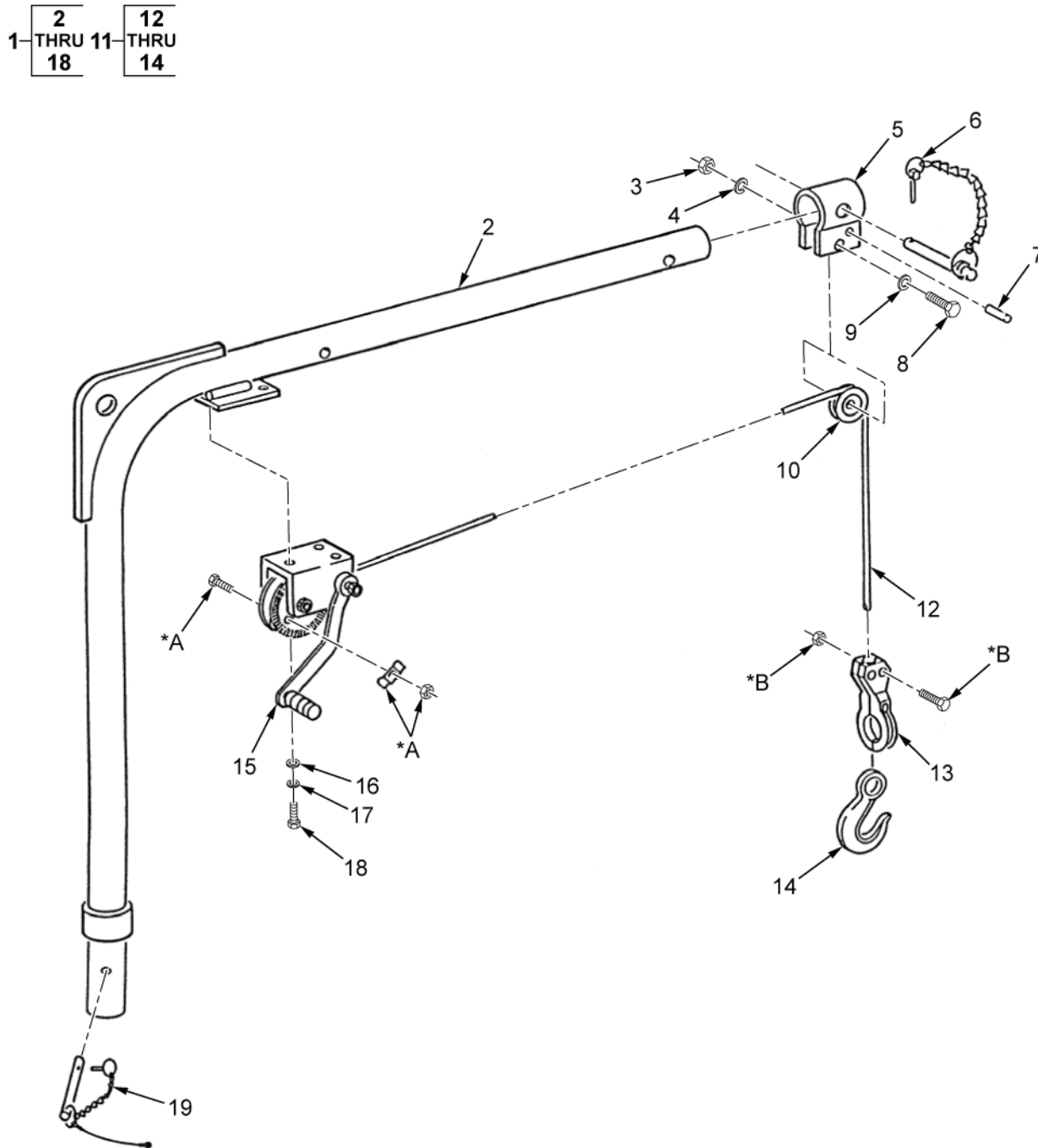


---

FIELD MAINTENANCE

GROUP 2001 HOIST, CAPSTAN, WINDLASS, CRANE, OR WINCH ASSEMBLY

---



\*A Part of Item 15

\*B Part of Item 13

HETP259

Figure 52. Davit Assembly.



(1) ITEM NO.	(2) SMR CODE	(3) NSN	(4) CAGEC	(5) PART NUMBER	(6) DESCRIPTION AND USABLE ON CODE (UOC)	(7) QTY
					GROUP      FIGURE 52. DAVIT ASSEMBLY 2001	
1	PFFFF	2590-01-326-5324	98255	SW28806	WINCH,DRUM,VEHICLE	1
2	PAFZZ	3040-01-324-9400	98255	SW28835	.BRACKET,EYE,NONROTA	1
3	PAFZZ	5310-00-245-3615	80205	MS35649-2314	.NUT,PLAIN,HEXAGON	1
4	PAFZZ	5310-00-407-9566	80205	MS35338-45	.WASHER,LOCK	1
5	PBFZZ	5340-01-326-2798	98255	SW28837	.CLAMP,LOOP	1
6	PAFZZ	5315-01-385-9838	98255	SW25607-1	.PIN,QUICK RELEASE	1
7	PAFZZ	5315-00-838-4584	80205	MS16562-66	.PIN,SPRING	1
8	PAFZZ	5306-00-226-4833	80204	B1821BH031C200N	.BOLT,MACHINE	1
9	PAFZZ	5310-00-081-4219	96906	MS27183-12	.WASHER,FLAT	1
10	PAFZZ	3020-01-324-9409	39428	3164T16	.PULLEY,GROOVE	1
11	PAFFF	4010-01-356-9096	98255	SW29786	.WIRE ROPE ASSEMBLY	1
12	PAFZZ	4010-01-413-0271	39428	8923T51	..ROPE,WIRE	1
13	PAFZZ	4030-01-326-6952	39428	3467T15	..CLAMP,WIRE ROPE,BOL	1
14	PAFZZ	4030-01-049-9314	75535	1026749	..HOOK,SLIP	1
15	PAFZZ	3950-01-233-2393	72031	DLB800A	.WINCH,DRUM,HAND OPE	1
16	PAFZZ	5310-01-280-5796	96906	MS27183-57	.WASHER,FLAT	3
17	PAFZZ	5310-00-637-9541	81718	H2525M	.WASHER,LOCK	3
18	PAFZZ	5305-01-210-4595	97403	13222E0109	.SCREW,ROLLER ASSEMB	3
19	PAFZZ	5315-01-385-9838	98255	SW25607-1	PIN,QUICK RELEASE	1

END OF FIGURE



---

FIELD MAINTENANCE

GROUP 2007 CHAIN HOIST ASSEMBLY

---

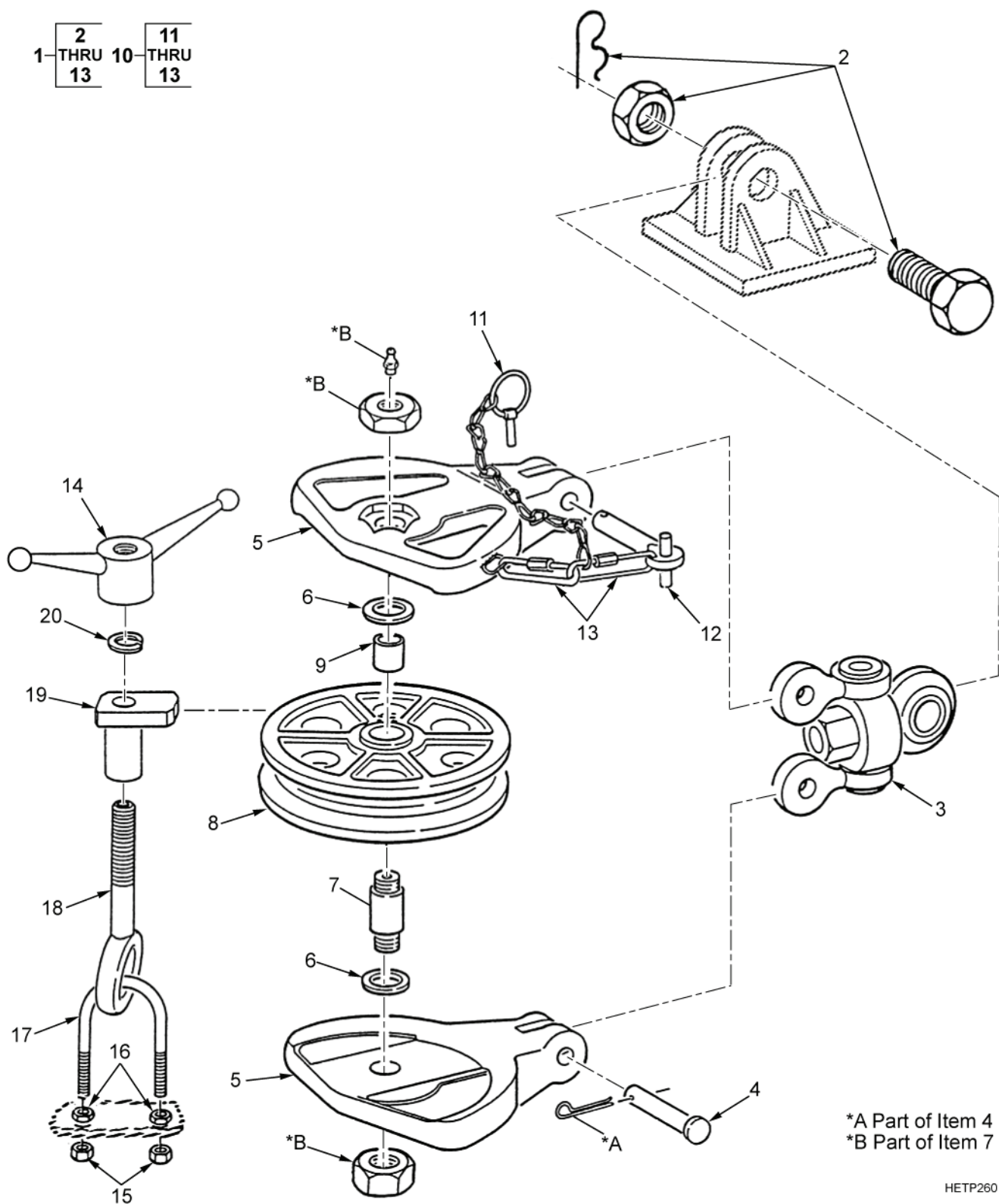


Figure 53. Snatchblock Assembly.

(1) ITEM NO.	(2) SMR CODE	(3) NSN	(4) CAGEC	(5) PART NUMBER	(6) DESCRIPTION AND USABLE ON CODE (UOC)	(7) QTY
					GROUP 2007	FIGURE 53. SNATCHBLOCK ASSEMBLY
1	PBFFF	3940-01-324-7556	95975	565120	BLOCK,TACKLE (SNATCHBLOCK ASSEMBLY)	1
2	PAFZZ	5315-01-348-6888	95975	565139	.PIN,STRAIGHT,HEADLE	1
3	PAFZZ	4030-01-334-9980	95975	565142	.SWIVEL AND LINK ASS	1
4	PAFZZ	5315-01-331-9231	95975	551490	.PIN,STRAIGHT,HEADED	1
5	PBFZZ	3940-01-334-9580	95975	550310	.BLOCK,TACKLE	2
6	PAFZZ	3120-01-331-9404	95975	758910R	.BEARING,WASHER,THRU	2
7	PAFZZ	5315-01-331-9456	95975	553510	.PIN, SHOULDER,HEADED	1
8	PBFZZ	3020-01-331-8873	95975	574501	.PULLEY,GROOVE	1
9	PAFZZ	3120-01-331-9397	95975	458801	.BUSHING,SLEEVE	1
10	PAFFF	5340-01-331-9517	95975	551498	.CATCH,CLAMPING	1
11	PAFZZ	5315-01-386-5191	95975	962010	..PIN,STRAIGHT,HEADLE	1
12	PAFZZ	5340-01-386-3583	95975	551496	..HANDLE,MANUAL CONTR	1
13	PAFZZ	4010-01-387-6047	95975	962020	..CHAIN,STUD LINK	2
14	PAFZZ	5342-01-081-2622	98255	SW33940	HANDLE,SPEED BALL	1
15	PAFZZ	5310-00-087-4652	81349	M45913/1-6CG5C	NUT,SELF-LOCKING,HE	2
16	PAFZZ	5310-00-056-3395	80205	MS35649-2382	NUT,PLAIN,HEXAGON	2
17	PAFZZ	5306-01-386-8495	39428	3043T35	BOLT,U	1
18	PAFZZ	5306-01-386-8175	98255	SW34277	BOLT,EYE	1
19	PAFZZ	5340-01-392-3425	98255	SW34031	BRACKET,MOUNTING	1
20	PAFZZ	5310-00-584-7888	96906	MS35338-51	WASHER,LOCK	1

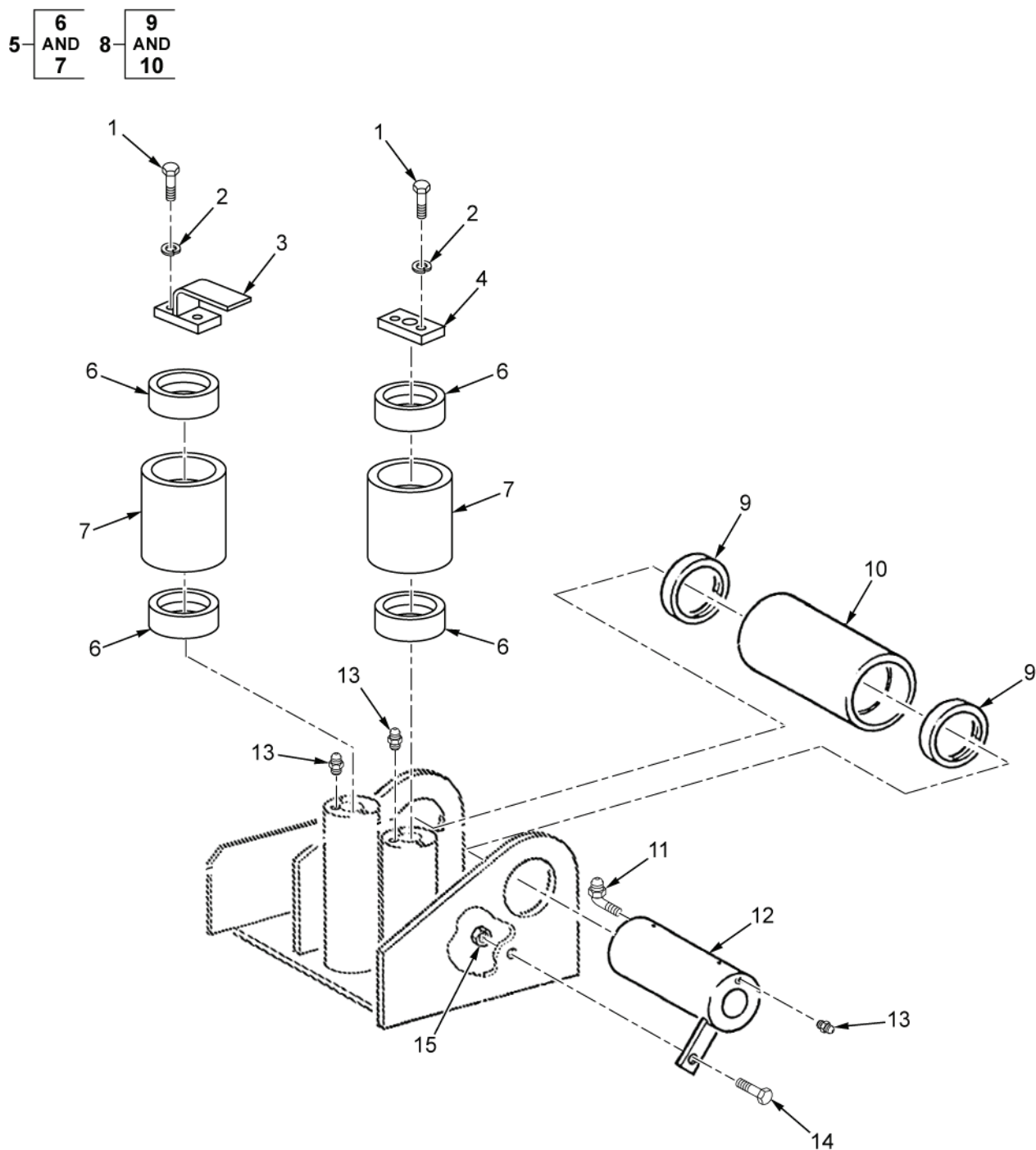
END OF FIGURE



---

FIELD MAINTENANCE  
GROUP 2007 CHAIN HOIST ASSEMBLY

---



HETP261

Figure 54. Cable Guide Assembly.



(1) ITEM NO.	(2) SMR CODE	(3) NSN	(4) CAGEC	(5) PART NUMBER	(6) DESCRIPTION AND USABLE ON CODE (UOC)	(7) QTY
					GROUP 2007	FIGURE 54. CABLE GUIDE ASSEMBLY
1	PAFZZ	5305-01-210-4595	97403	13222E0109	SCREW,ROLLER ASSEMB	4
2	PAFZZ	5310-00-637-9541	81718	H2525M	WASHER,LOCK	4
3	PAFZZ	5340-01-325-5976	98255	SW29777	BRACKET,MOUNTING	1
4	PAFZZ	5340-01-325-8622	98255	SW29774	PLATE,MOUNTING	1
5	PAFFF	3110-01-321-9885	1ZKD0	SW28899-1	ROLLER,BEARING	2
6	PAFZZ	3110-01-324-9555	1ZKD0	SW28897	.BEARING,ROLLER,TRAC	2
7	PAFZZ	3110-01-321-9887	1ZKD0	SW28896-1	.ROLLER,BEARING	1
8	PAFFF	3110-01-321-9886	98255	SW28899-2	ROLLER,BEARING	1
9	PAFZZ	3110-01-324-9555	1ZKD0	SW28897	.BEARING,ROLLER,TRAC	2
10	PAFZZ	3110-01-324-7453	98255	SW28896-2	.ROLLER,BEARING	1
11	PAFZZ	4730-00-172-0034	81343	AS15003-6-P	FITTING,LUBRICATION	1
12	PAFZZ	5340-01-325-8623	98255	SW32534	SHAFT,ROLLER	1
13	PAFZZ	4730-00-050-4208	81343	AS15003-1	FITTING,LUBRICATION	3
14	PAFZZ	5305-00-071-2070	80204	B1821BH050C175N	SCREW,CAP,HEXAGON H	1
15	PAFZZ	5310-00-225-6993	81349	M45913/1-8CG5C	NUT,SELF-LOCKING,HE	1

END OF FIGURE

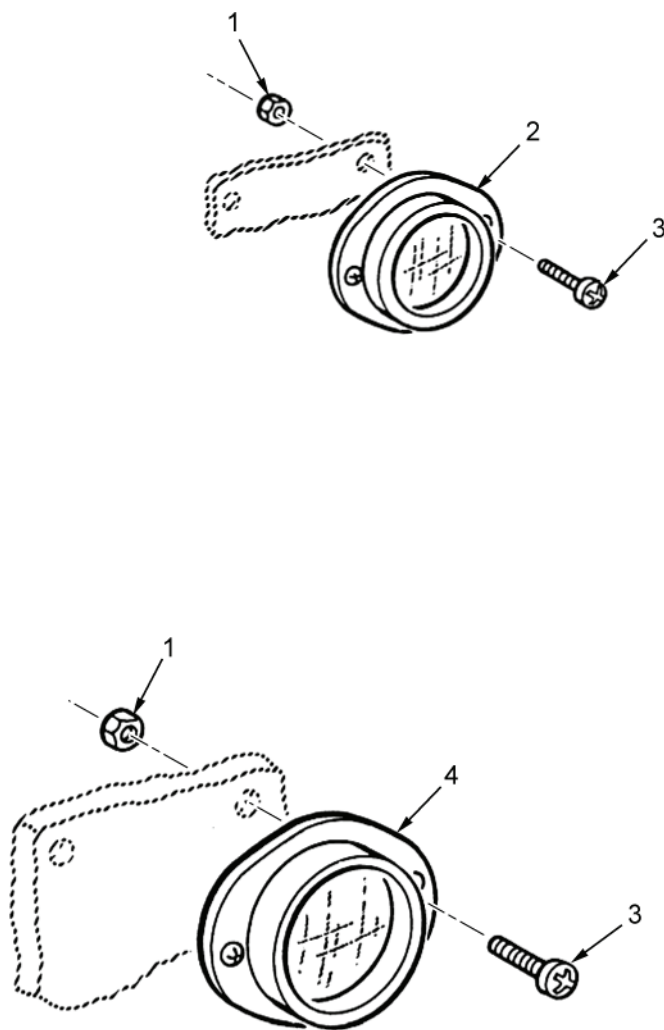


---

FIELD MAINTENANCE

GROUP 2202 ACCESSORY ITEMS

---



TYPICAL 4 PLACES

HETP262

Figure 55. Reflectors.

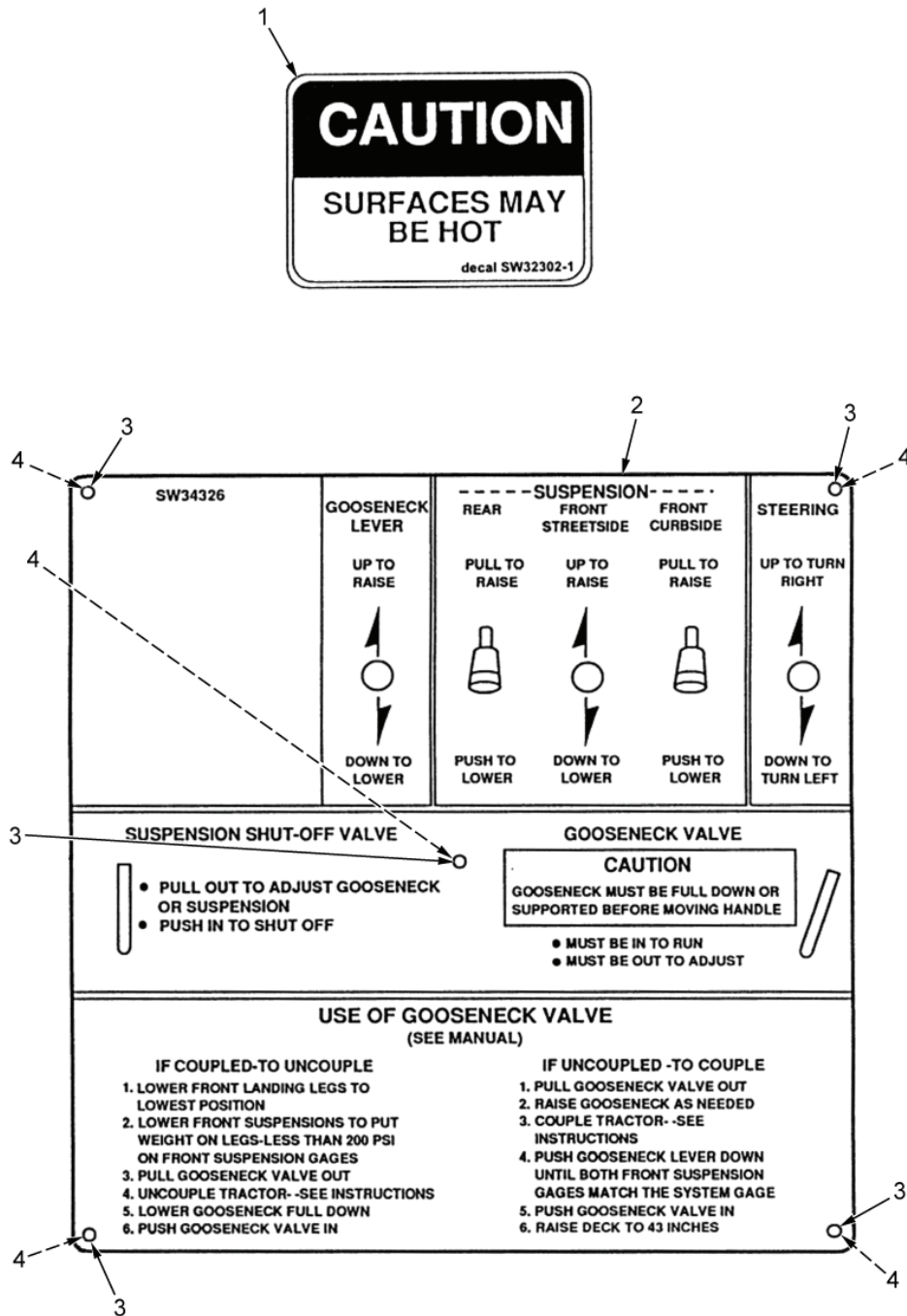
(1) ITEM NO.	(2) SMR CODE	(3) NSN	(4) CAGEC	(5) PART NUMBER	(6) DESCRIPTION AND USABLE ON CODE (UOC)	(7) QTY
					GROUP 2202	
					FIGURE 55. REFLECTORS	
1	PAFZZ	5310-00-926-1835	80205	MS21083-C3	NUT,SELF-LOCKING,HE	4
2	PAFZZ	9905-00-202-3639	81336	D7740-3-3	REFLECTOR,INDICATIN (AMBER)	1
3	PAFZZ	5305-00-989-7434	80205	MS35207-263	SCREW,MACHINE	4
4	PAFZZ	9905-00-205-2795	09136	T10A	REFLECTOR,INDICATIN (RED)	1

END OF FIGURE




FIELD MAINTENANCE

GROUP 2210 DATA PLATES AND INSTRUCTIONAL HOLDERS



HETP263

Figure 56. Data Plates (Caution/Warning) (Sheet 1 of 2).



HETP264

Figure 56. Data Plates (Caution/Warning) (Sheet 2 of 2).



(1) ITEM NO.	(2) SMR CODE	(3) NSN	(4) CAGEC	(5) PART NUMBER	(6) DESCRIPTION AND USABLE ON CODE (UOC)	(7) QTY
					GROUP 2210	
					FIGURE 56. DATA PLATES (CAUTION/WARNING)	
1	PAFZZ	7690-01-362-7177	98255	SW32302-1	DECAL	1
2	PAFZZ	7690-01-371-6747	98255	SW34326	DECAL	1
3	PAFZZ	5320-01-155-6120	81349	M24243/1-B503	RIVET,BLIND	5
4	PAFZZ	5310-00-809-8544	96906	MS27183-7	WASHER,FLAT	5
5	PBFZZ	9905-01-442-1913	98255	SW34440-1	PLATE,IDENTIFICATIO	1
6	PAFZZ	5320-01-388-4596	96906	MS24243/6-A604H	RIVET,BLIND	8
7	PBFZZ	9905-01-442-2740	98255	SW34440-2	PLATE,IDENTIFICATIO	1
8	PBFZZ	9905-01-442-0980	98255	SW34425	PLATE,IDENTIFICATIO (USED ON SW31436 AND SW31436-1)	1
9	PAFZZ	5320-00-303-1060	81349	M24243/1-B502	RIVET,BLIND	2

END OF FIGURE

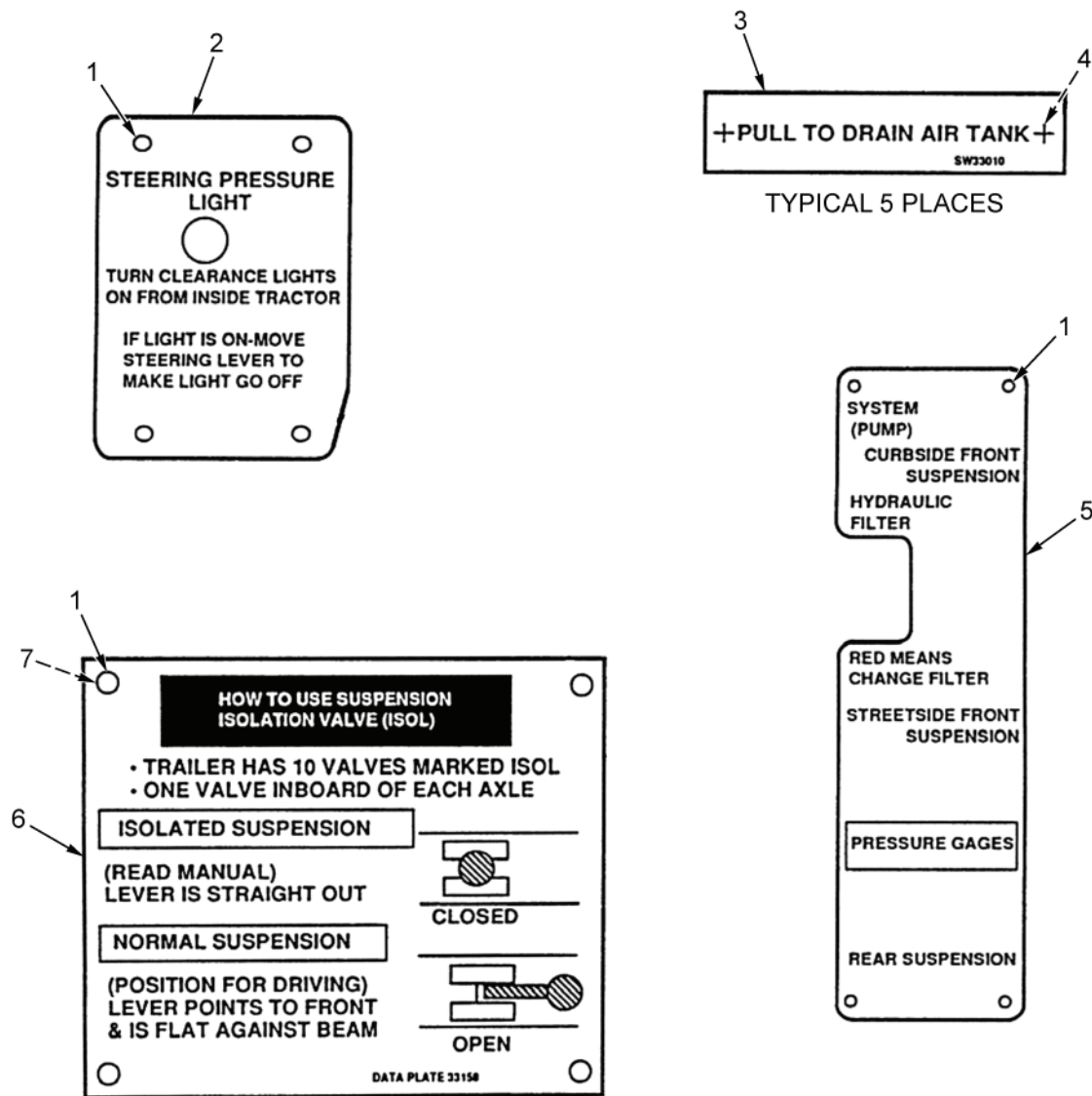


---

FIELD MAINTENANCE

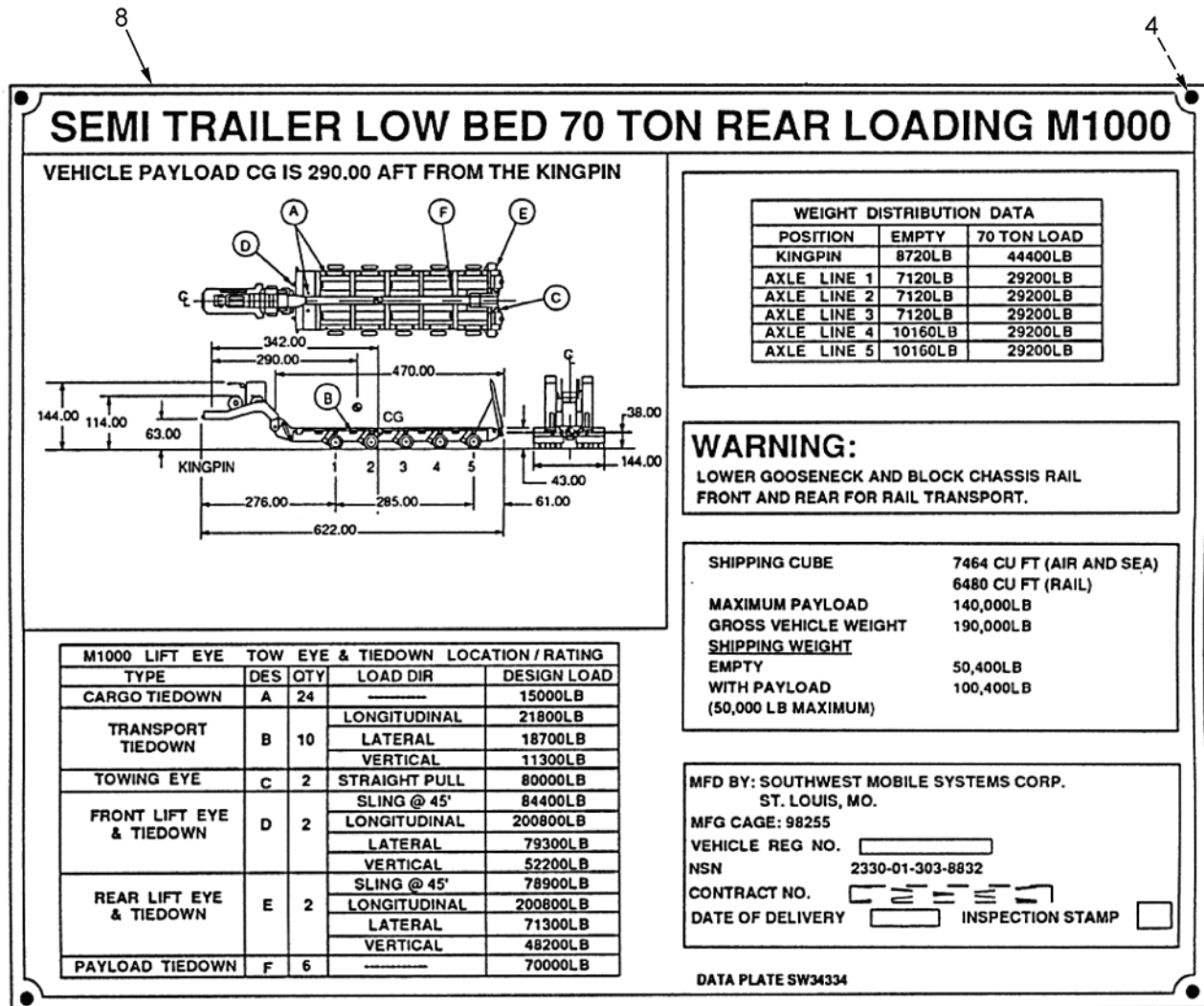
GROUP 2210 DATA PLATES AND INSTRUCTIONAL HOLDERS

---



HETP265

Figure 57. Data Plates (Instructional/Informational) (Sheet 1 of 3).



HETP266

Figure 57. Data Plates (Instructional/Informational) (Sheet 2 of 3).

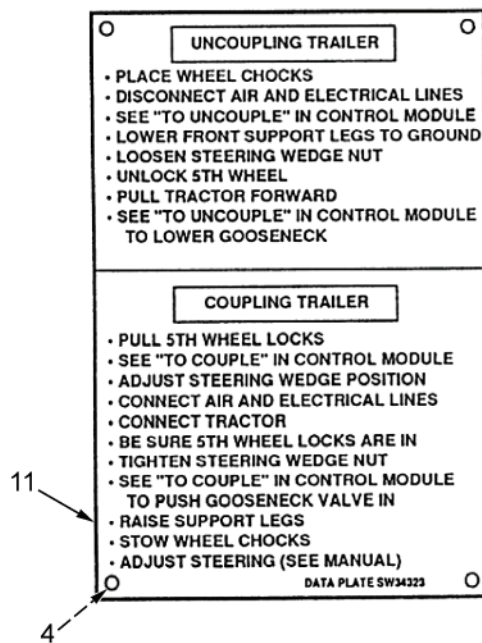
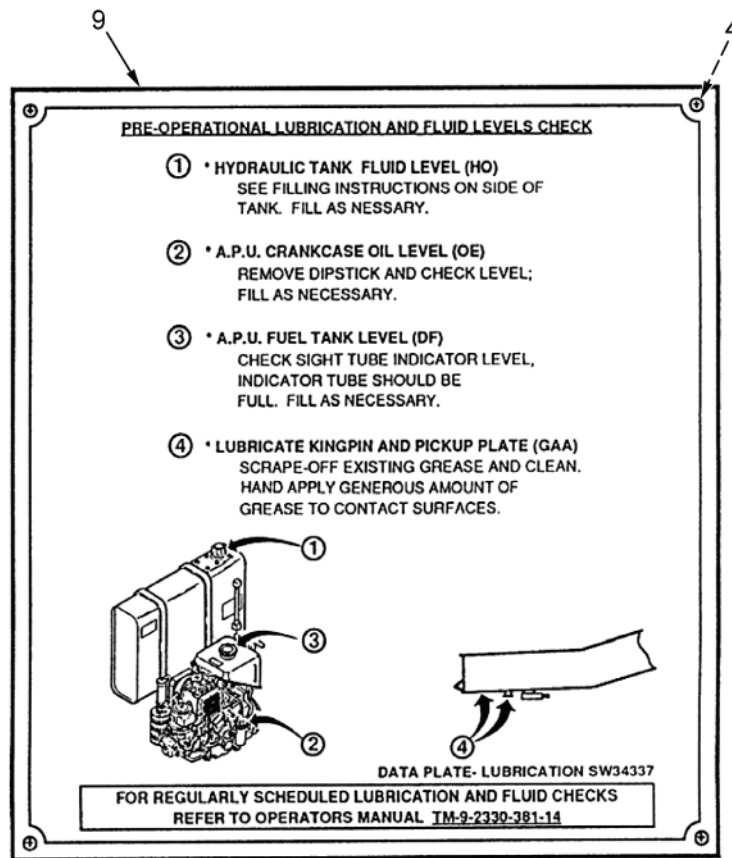


Figure 57. Data Plates (Instructional/Informational) (Sheet 3 of 3).

(1) ITEM NO.	(2) SMR CODE	(3) NSN	(4) CAGEC	(5) PART NUMBER	(6) DESCRIPTION AND USABLE ON CODE (UOC)	(7) QTY
					GROUP 2210	
					FIGURE 57. DATA PLATES (INSTRUCTIONAL/INFORMATIONAL)	
1	PAFZZ	5320-01-155-6120	81349	M24243/1-B503	RIVET,BLIND	16
2	PAFZZ	7690-01-371-6746	98255	SW33488	DECAL	1
3	PAFZZ	7690-01-346-5114	98255	SW34335	MARKER,IDENTIFICATI	1
4	PAFZZ	5310-00-877-5797	80205	MS21044N3	NUT,SELF-LOCKING,HE	22
5	PAFZZ	7690-01-371-6745	98255	SW33492	DECAL	1
6	PAFZZ	7690-01-371-6744	98255	SW33158	DECAL	1
7	PAFZZ	5310-00-809-8544	96906	MS27183-7	WASHER,FLAT	8
8	PAFZZ	9905-01-355-3092	98255	SW34334	PLATE,IDENTIFICATIO	1
9	PBFZZ	9905-01-420-8086	98255	SW34337	PLATE,IDENTIFICATIO	1
10	PBFZZ	9905-01-442-1915	98255	SW34459	PLATE,IDENTIFICATIO	1
11	PAFZZ	7690-01-362-4186	98255	SW34323	MARKER,IDENTIFICATI	1

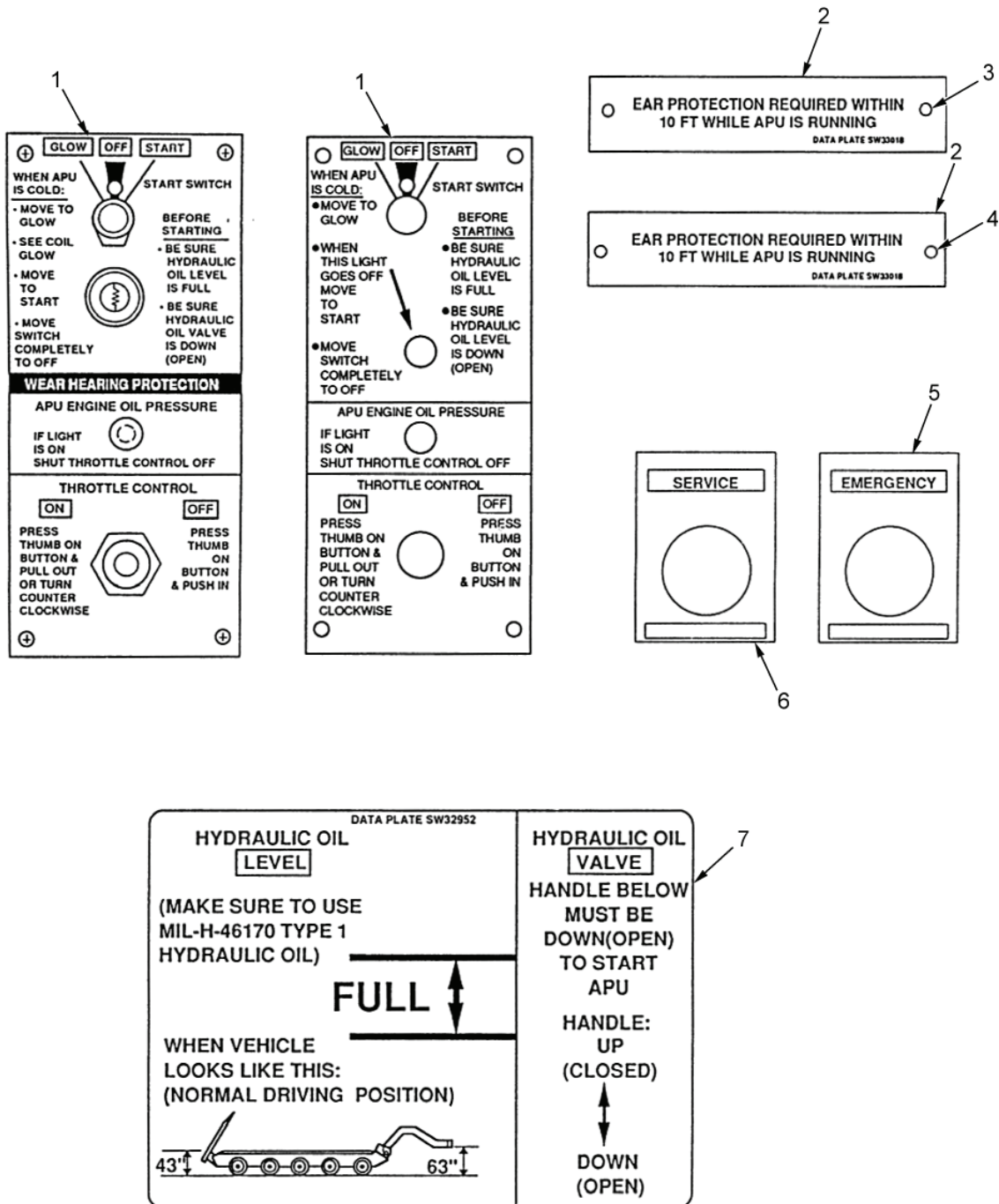
END OF FIGURE





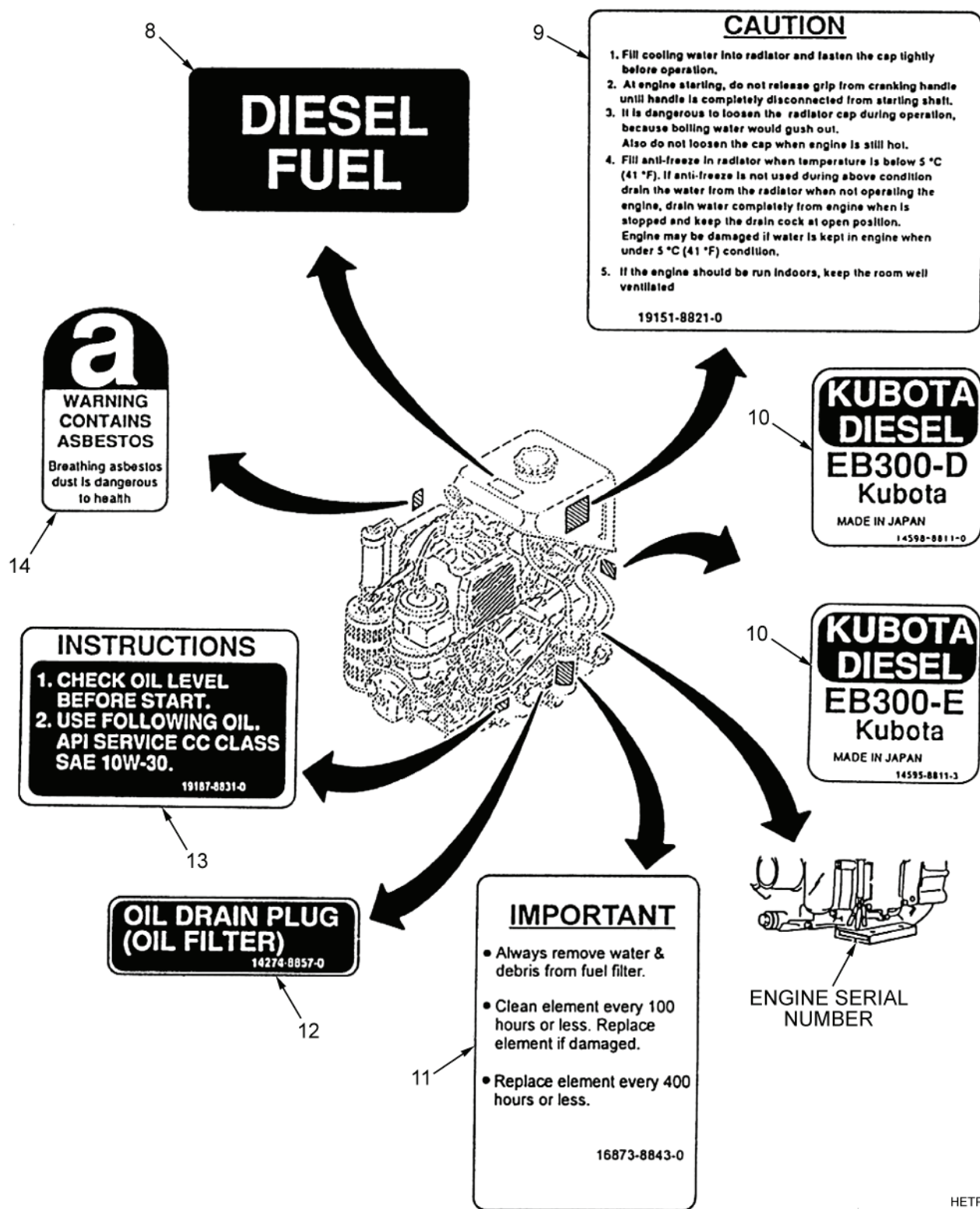
FIELD MAINTENANCE

GROUP 2210 DATA PLATES AND INSTRUCTIONAL HOLDERS



HETP268

Figure 58. Data Plates (Instructional/Informational) (Sheet 1 of 2).



HETP269

Figure 58. Data Plates (Instructional/Informational) (Sheet 2 of 2).

(1) ITEM NO.	(2) SMR CODE	(3) NSN	(4) CAGEC	(5) PART NUMBER	(6) DESCRIPTION AND USABLE ON CODE (UOC)	(7) QTY
					GROUP 2210	
					FIGURE 58. DATA PLATES (INSTRUCTIONAL/INFORMATIONAL)	
1	PAFZZ	7690-01-392-6099	98255	SW34023	DECAL (USED ON EB300-D)	1
1	PBFZZ	9905-01-447-4548	98255	SW34464	PLATE,INSTRUCTION (USED ON EB300-E)	1
2	PAFZZ	7690-01-357-4891	98255	SW34336	MARKER,IDENTIFICATI	2
3	PAFZZ	5320-00-882-8385	81349	M24243/6-A606H	RIVET,BLIND	2
4	PAFZZ	5310-00-877-5797	80205	MS21044N3	NUT,SELF-LOCKING,HE	2
5	PAFZZ	9905-00-999-7369	58536	A-A-52483-2	PLATE,IDENTIFICATIO	1
6	PAFZZ	9905-00-999-7370	58536	A52483-1	PLATE,IDENTIFICATIO	1
7	PAFZZ	7690-01-357-4882	98255	SW32952	MARKER,IDENTIFICATI	1
8	XDFZZ		S4532	11131-87411	MARKER,IDENTIFICATI (DIESEL FUEL)	1
9	PAFZZ	7690-01-321-5797	S4532	19151-8821-0	MARKER,IDENTIFICATI (CAUTION LABEL)	1
10	XDFZZ		S4532	14598-8811-0	PLATE,IDENTIFICATIO (ENGINE NAMEPLATE)	1
					(USED ON EB300-D)	
10	PAFZZ	7690-01-441-2147	S4532	14595-8811-3	MARKER,IDENTIFICATI (ENGINE NAMEPLATE)	1
					(USED ON EB300-E)	
11	PAFZZ	7690-01-321-5802	S4532	16873-8843-0	MARKER,IDENTIFICATI (FUEL FILTER LABEL)	1
12	XDFZZ		S4532	14274-8857-0	MARKER,IDENTIFICATI (OIL DRAIN LABEL)	1
13	PAFZZ	7690-01-321-5798	S4532	19187-8831-0	MARKER,IDENTIFICATI (OIL LABEL)	1
14	PAFZZ	7690-01-321-5799	S4532	18682-8883-0	MARKER,IDENTIFICATI (ASBESTOS LABEL)	1

END OF FIGURE

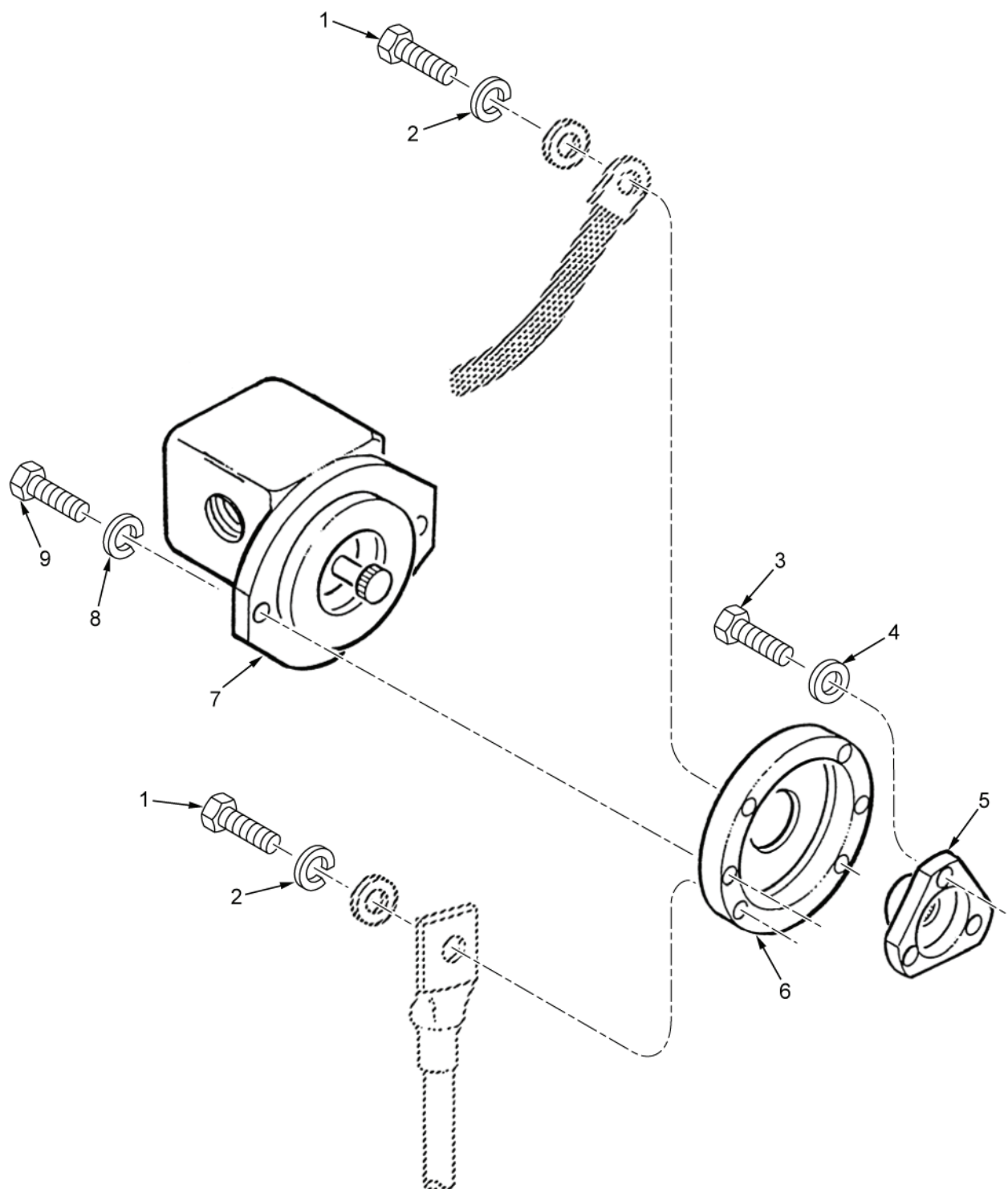


---

FIELD MAINTENANCE

GROUP 2401 PUMP AND MOTOR

---



HETP270

Figure 59. Hydraulic Pump.

(1) ITEM NO.	(2) SMR CODE	(3) NSN	(4) CAGEC	(5) PART NUMBER	(6) DESCRIPTION AND USABLE ON CODE (UOC)	(7) QTY
					GROUP 2401	
					FIGURE 59. HYDRAULIC PUMP	
1	PAFZZ	5306-00-051-4077	80204	B1821BH031F113N	BOLT,MACHINE	1
2	PAFZZ	5310-00-407-9566	80205	MS35338-45	WASHER,LOCK	4
3	PAFZZ	5305-01-159-0065	56161	10501759	SCREW,CAP,HEXAGON H	3
4	PAFZZ	5310-01-392-8510	S4532	14598-8585-2	WASHER,FLAT	3
5	PAFZZ	3010-01-324-2178	S4532	14598-8451-3	COUPLING,SHAFT,RIGI	1
6	PAFZZ	4320-01-323-6000	S4532	14398-83460	CONNECTOR,FLUID,PUM	1
7	PAFZZ	4320-01-331-8742	70763	1002295	PUMP,ROTARY	1
8	PAFZZ	5310-00-637-9541	81718	H2525M	WASHER,LOCK	2
9	PAFZZ	5305-00-068-0511	80204	B1821BH038C125N	SCREW,CAP,HEXAGON H	2

END OF FIGURE



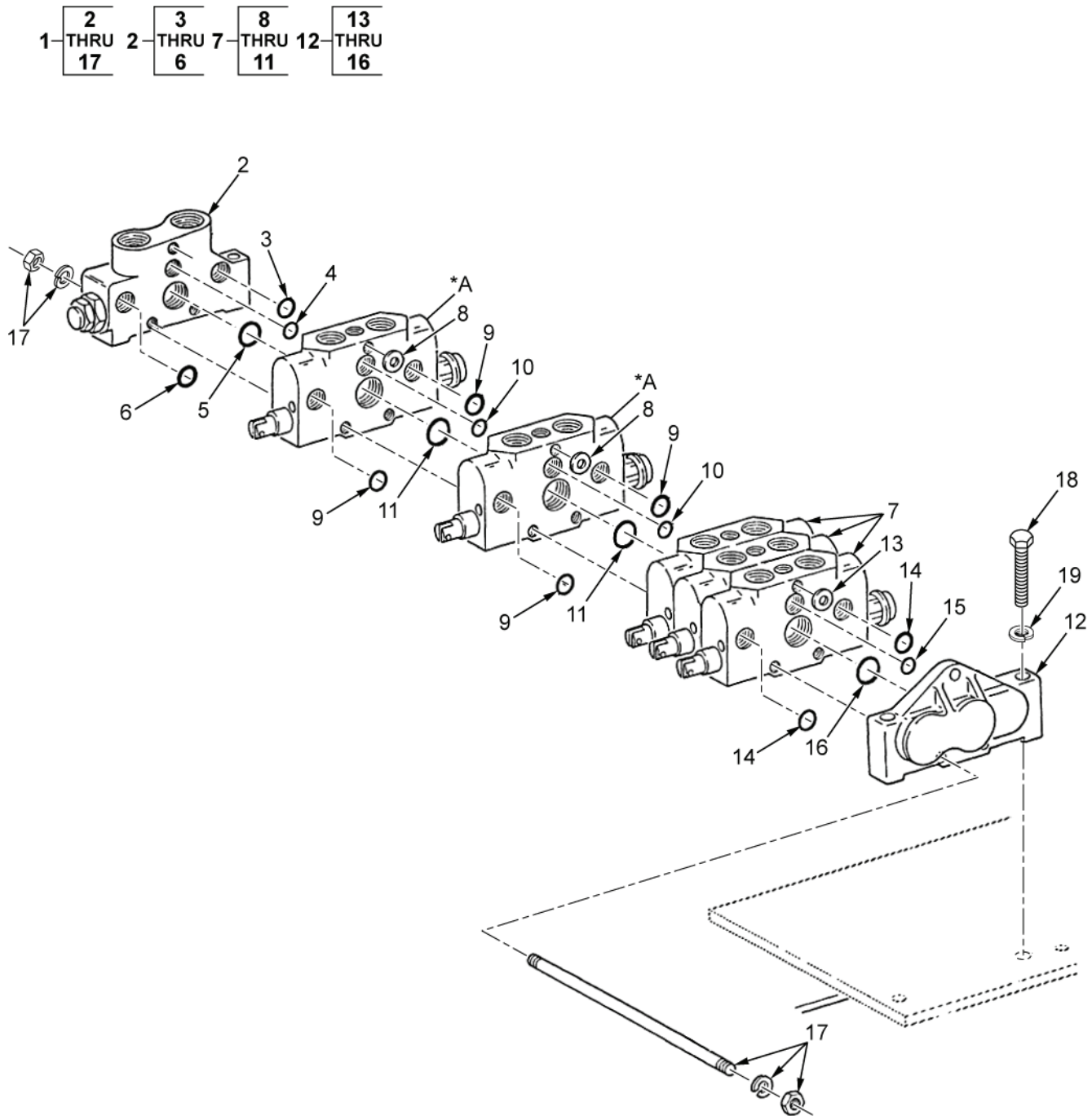


---

FIELD MAINTENANCE

GROUP 2402 MANIFOLD AND/OR CONTROL VALVES

---



\*A Part of Item 7

HETP271

Figure 60. Four-Way Directional Control Valve Bank.

(1) ITEM NO.	(2) SMR CODE	(3) NSN	(4) CAGEC	(5) PART NUMBER	(6) DESCRIPTION AND USABLE ON CODE (UOC)	(7) QTY
					GROUP 2402	
					FIGURE 60. FOUR-WAY DIRECTIONAL CONTROL VALVE BANK	
1	PAFFF	4810-01-355-3124	13829	346 9205 009	VALVE,LINEAR,DIRECT	1
2	PAFZZ	4820-01-359-0937	13829	345 9105 017	..VALVE,REGULATING,FL	1
3	KFFZZ		13829	391 2882 105	..PACKING,PREFORMED PART OF KIT P/N 345 9149 011	1
4	KFFZZ		13829	391 2882 104	..PACKING,PREFORMED PART OF KIT P/N 345 9149 011	1
5	KFFZZ		13829	346 0505 091	..SEAL PART OF KIT P/N 345 9149 011	1
6	KFFZZ		13829	391 2882 101	..PACKING,PREFORMED PART OF KIT P/N 345 9149 011	1
7	PAFFF	4810-01-355-3126	13829	346 9102 745	..VALVE,LINEAR,DIRECT	5
8	KFFZZ		13829	346 0509 655	..SHIM PART OF KIT P/N 345 9149 009	1
9	KFFZZ		13829	391 2881 443	..PACKING,PREFORMED PART OF KIT P/N 345 9149 009	2
10	KFFZZ		13829	391 2881 445	..PACKING,PREFORMED PART OF KIT P/N 345 9149 009	1
11	KFFZZ		13829	391 2881 444	..PACKING,PREFORMED PART OF KIT P/N 345 9149 009	1
12	PAFFF		13829	345 9106 006	..VALVE, OUTLET	1
13	KFFZZ		13829	346 0509 655	..SHIM PART OF KIT P/N 345 9149 009	1
14	KFFZZ		13829	391 2881 443	..PACKING,PREFORMED PART OF KIT P/N 345 9149 009	2
15	KFFZZ		13829	391 2881 445	..PACKING,PREFORMED PART OF KIT P/N 345 9149 009	1
16	KFFZZ		13829	391 2881 444	..PACKING,PREFORMED PART OF KIT P/N 345 9149 009	1
17	PAFZZ	5325-01-359-6782	13829	346 9425 005	..STUD ASSEMBLY,TURNL	3
18	PAFZZ	5305-00-269-3218	80205	MS90725-68	SCREW,CAP,HEXAGON H	3
19	PAFZZ	5310-00-637-9541	81718	H2525M	WASHER,LOCK	3

END OF FIGURE

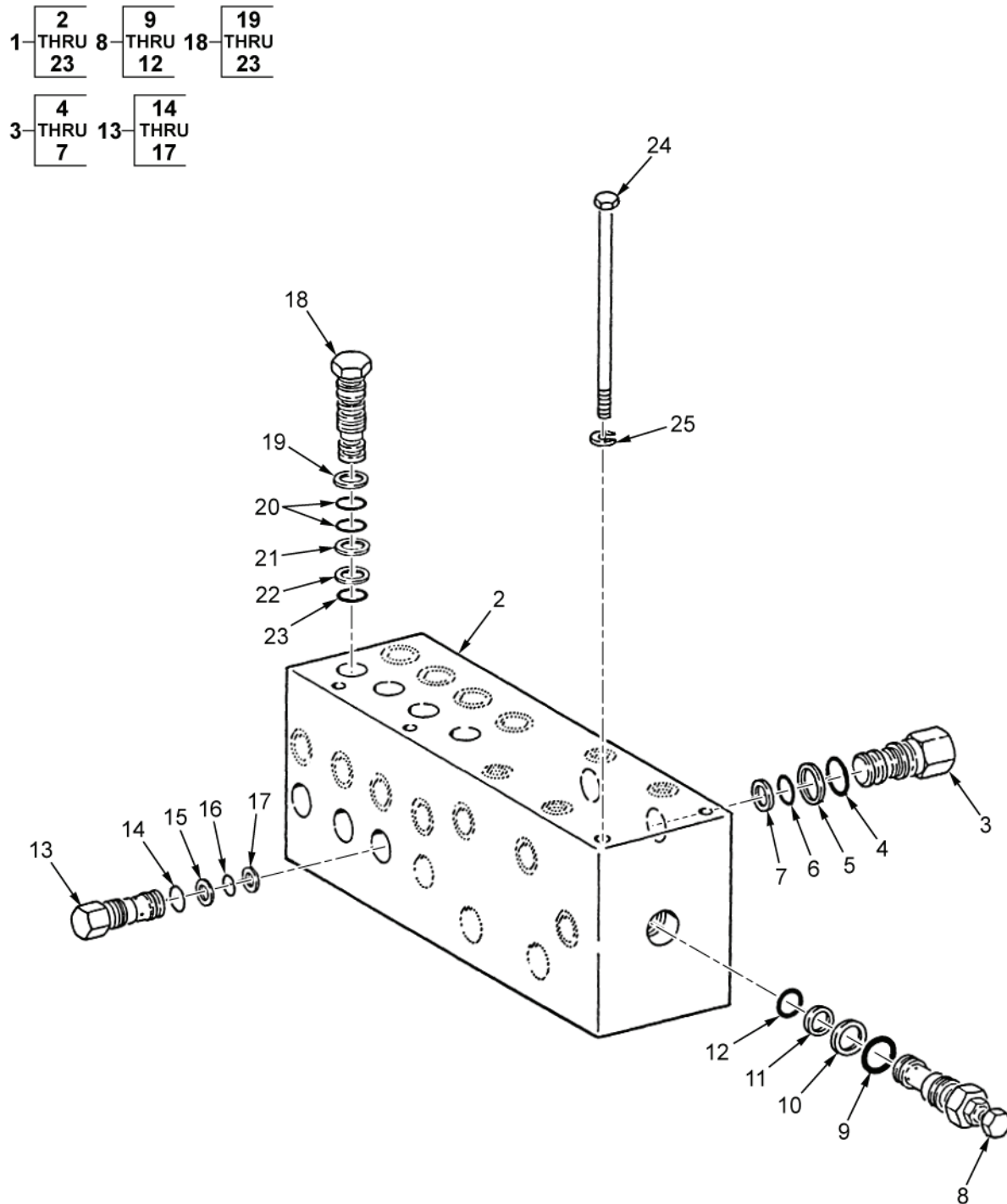


---

FIELD MAINTENANCE

GROUP 2402 MANIFOLD AND/OR CONTROL VALVES

---



HETP272

Figure 61. Steering Control Manifold.

(1) ITEM NO.	(2) SMR CODE	(3) NSN	(4) CAGEC	(5) PART NUMBER	(6) DESCRIPTION AND USABLE ON CODE (UOC)	(7) QTY
					GROUP 2402	
					FIGURE 61. STEERING CONTROL MANIFOLD	
1	PBFFF	4730-01-330-8090	0PAP6	25-609	MANIFOLD ASSEMBLY,H	1
2	PBFZZ	4810-01-331-8779	0PAP6	D-15-609	..BODY,VALVE	1
3	PAFFZ	4820-01-236-2650	54035	CXDA-XAN	..VALVE,CHECK	4
4	KFFZZ		54035	990-061-007	..PACKING,PREFORMED PART OF KIT P/N 990-010-007	1
5	KFFZZ		54035	515-002-016	..RING,BACKUP PART OF KIT P/N 990-010-007	1
6	KFFZZ		54035	500-002-015	..PACKING,PREFORMED PART OF KIT P/N 990-010-007	1
7	KFFZZ		54035	515-002-015	..RING,BACKUP PART OF KIT P/N 990-010-007	1
8	PBFFF	4820-01-328-5852	54035	RPEC LCN	..VALVE,SAFETY RELIEF	1
9	KFFZZ		54035	990-061-007	..PACKING,PREFORMED PART OF KIT P/N 990-010-007	1
10	KFFZZ		54035	515-002-016	..RING,BACKUP PART OF KIT P/N 990-010-007	1
11	KFFZZ		54035	515-002-015	..RING,BACKUP PART OF KIT P/N 990-010-007	1
12	KFFZZ		54035	500-002-015	..PACKING,PREFORMED PART OF KIT P/N 990-010-007	1
13	PAFFF	4820-01-331-3518	54035	9002 14V X10	..VALVE,CHECK	8
14	KFFZZ		54035	990-061-007	..PACKING,PREFORMED PART OF KIT P/N 990-010-007	1
15	KFFZZ		54035	515-002-016	..RING,BACKUP PART OF KIT P/N 990-010-007	1
16	KFFZZ		54035	500-002-015	..PACKING,PREFORMED PART OF KIT P/N 990-010-007	1
17	KFFZZ		54035	515-002-015	..RING,BACKUP PART OF KIT P/N 990-010-007	1
18	PAFFF	4820-01-355-3103	54035	CKCB XCN	..VALVE, CHECK	4
19	KFFZZ		54035	515-002-017	..RING,BACKUP PART OF KIT P/N 990-011-007	1
20	KFFZZ		54035	990-061-007	..PACKING,PREFORMED PART OF KIT P/N 990-011-007	2
21	KFFZZ		54035	515-002-016	..RING,BACKUP PART OF KIT P/N 990-011-007	1
22	KFFZZ		54035	515-002-015	..RING,BACKUP PART OF KIT P/N 990-011-007	1
23	KFFZZ		54035	500-002-015	..PACKING,PREFORMED PART OF KIT P/N 990-011-007	1
24	PAFZZ	5306-00-226-4844	80204	B1821BH031C475N	BOLT,MACHINE	4
25	PAFZZ	5310-00-407-9566	80205	MS35338-45	WASHER,LOCK	4

END OF FIGURE



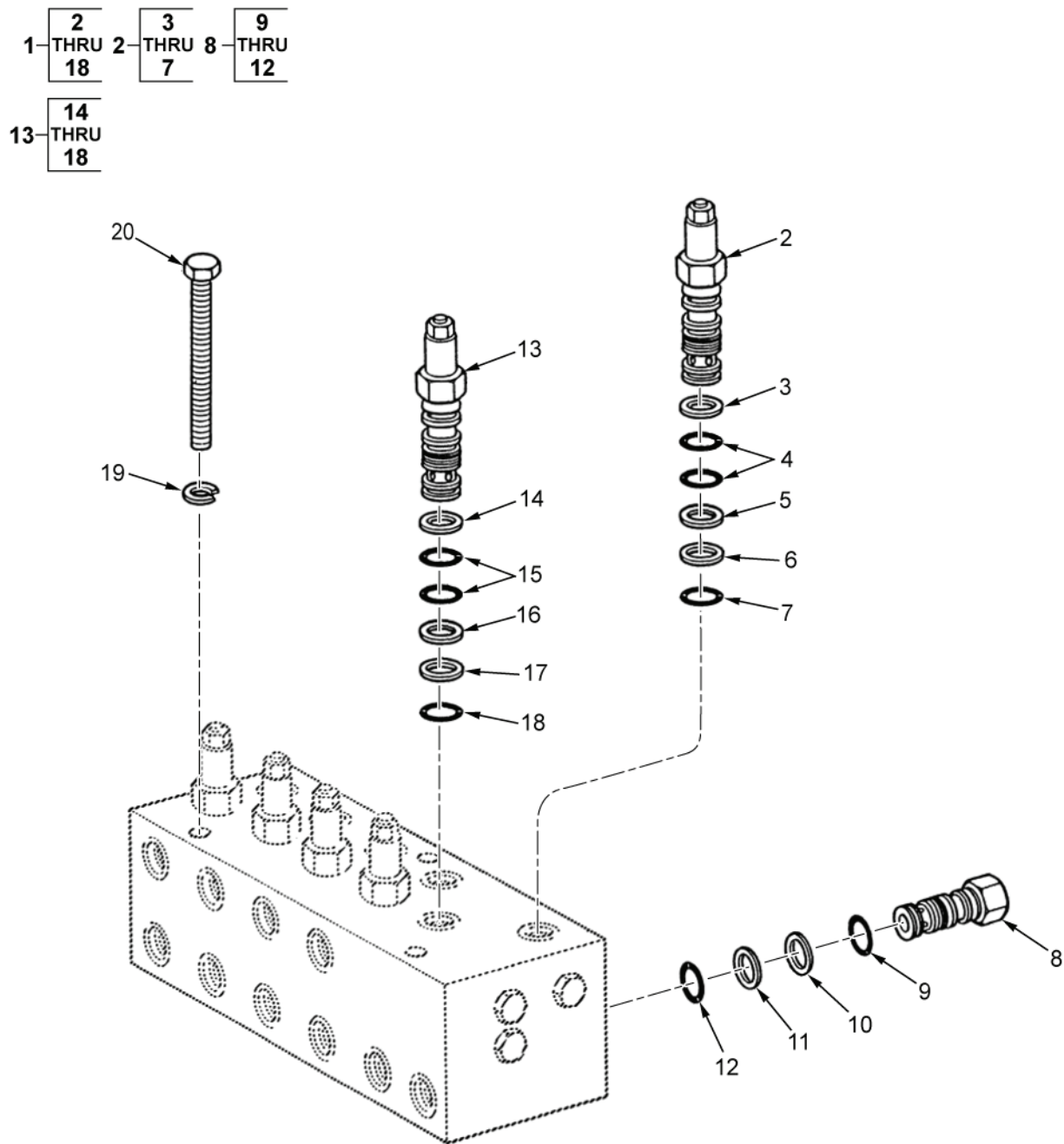


---

FIELD MAINTENANCE

GROUP 2402 MANIFOLD AND/OR CONTROL VALVES

---



HETP273

Figure 62. Suspension Control Manifold.

(1) ITEM NO.	(2) SMR CODE	(3) NSN	(4) CAGEC	(5) PART NUMBER	(6) DESCRIPTION AND USABLE ON CODE (UOC)	(7) QTY
					GROUP 2402	
					FIGURE 62. SUSPENSION CONTROL MANIFOLD	
1	PBFFF	4730-01-330-8091	0PAP6	25-1001	MANIFOLD ASSEMBLY,H	1
2	PAFFF	4820-01-225-1479	54035	CBCA LAN	.VALVE,SAFETY RELIEF	1
3	KFFZZ		54035	515-002-017	..RING,BACKUP PART OF KIT P/N 990-011-007	1
4	KFFZZ		54035	990-061-007	..PACKING,PREFORMED PART OF KIT P/N 990-011-007	2
5	KFFZZ		54035	515-002-016	..RING,BACKUP PART OF KIT P/N 990-011-007	1
6	KFFZZ		54035	515-002-015	..RING,BACKUP PART OF KITP /N 990-011-007	1
7	KFFZZ		54035	500-002-015	..PACKING,PREFORMED PART OF KIT P/N 990-011-007	1
8	PAFFF	4810-01-330-8077	54035	FCCB XAN 2.5	.VALVE,REGULATING,FL	4
9	KFFZZ		54035	990-061-007	..PACKING,PREFORMED PART OF KIT P/N 990-010-007	1
10	KFFZZ		54035	515-002-016	..RING,BACKUP PART OF KIT P/N 990-010-007	1
11	KFFZZ		54035	515-002-015	..RING,BACKUP PART OF KIT P/N 990-010-007	1
12	KFFZZ		54035	500-002-015	..PACKING,PREFORMED PART OF KIT P/N 990-010-007	1
13	PAFFF	4820-01-329-1661	54035	CBCG LCN	.VALVE,CHECK	5
14	KFFZZ		54035	515-002-017	..RING,BACKUP PART OF KIT P/N 990-021-007	2
15	KFFZZ		54035	990-061-007	..PACKING,PREFORMED PART OF KIT P/N 990-021-007	2
16	KFFZZ		54035	515-002-016	..RING,BACKUP PART OF KIT P/N 990-021-007	1
17	KFFZZ		54035	515-002-015	..RING,BACKUP PART OF KIT P/N 990-021-007	1
18	KFFZZ		54035	500-002-015	..PACKING,PREFORMED PART OF KIT P/N 990-021-007	1
19	PAFZZ	5310-00-407-9566	80205	MS35338-45	WASHER,LOCK	3
20	PAFZZ	5306-00-226-4839	80204	B1821BH031C350N	BOLT,MACHINE	3

END OF FIGURE



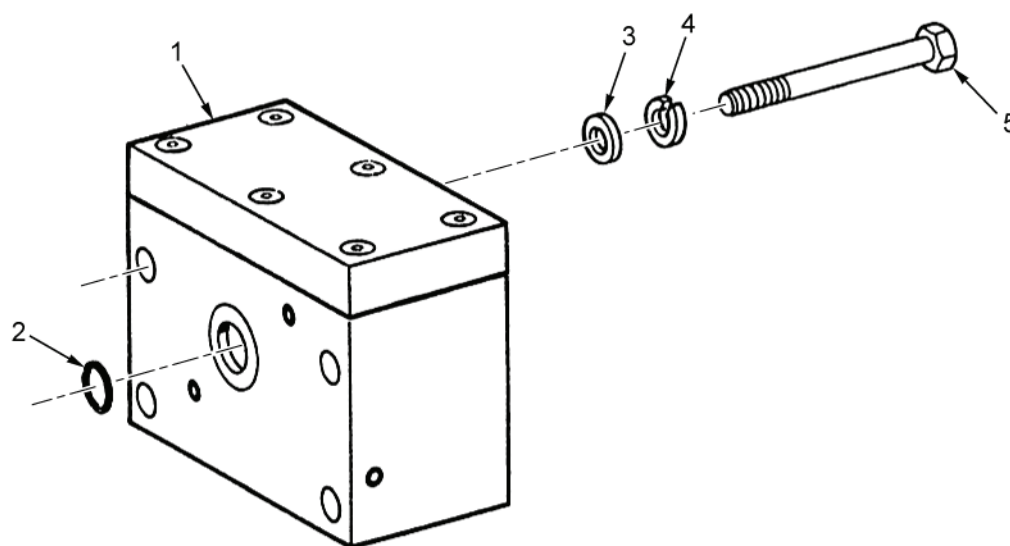
---

FIELD MAINTENANCE

GROUP 2402 MANIFOLD AND/OR CONTROL VALVES

---

1 — 2



TYPICAL 12 PLACES

HETP274

Figure 63. Line Fracture Valve.

(1) ITEM NO.	(2) SMR CODE	(3) NSN	(4) CAGEC	(5) PART NUMBER	(6) DESCRIPTION AND USABLE ON CODE (UOC)	(7) QTY
					GROUP 2402	
					FIGURE 63. LINE FRACTURE VALVE	
1	PAFFF	4810-01-330-8078	59793	02056224	VALVE,REGULATING,FL	1
2	PAFZZ	5331-00-579-3156	81343	MS28775-116	.O-RING	1
3	PAFZZ	5310-00-081-4219	96906	MS27183-12	WASHER,FLAT (USED ONLY ON 10 OF 02056224)	4
4	PAFZZ	5310-00-407-9566	80205	MS35338-45	WASHER,LOCK	4
5	PAFZZ	5305-00-225-8507	80205	MS90725-43	SCREW,CAP,HEXAGON H	4

END OF FIGURE



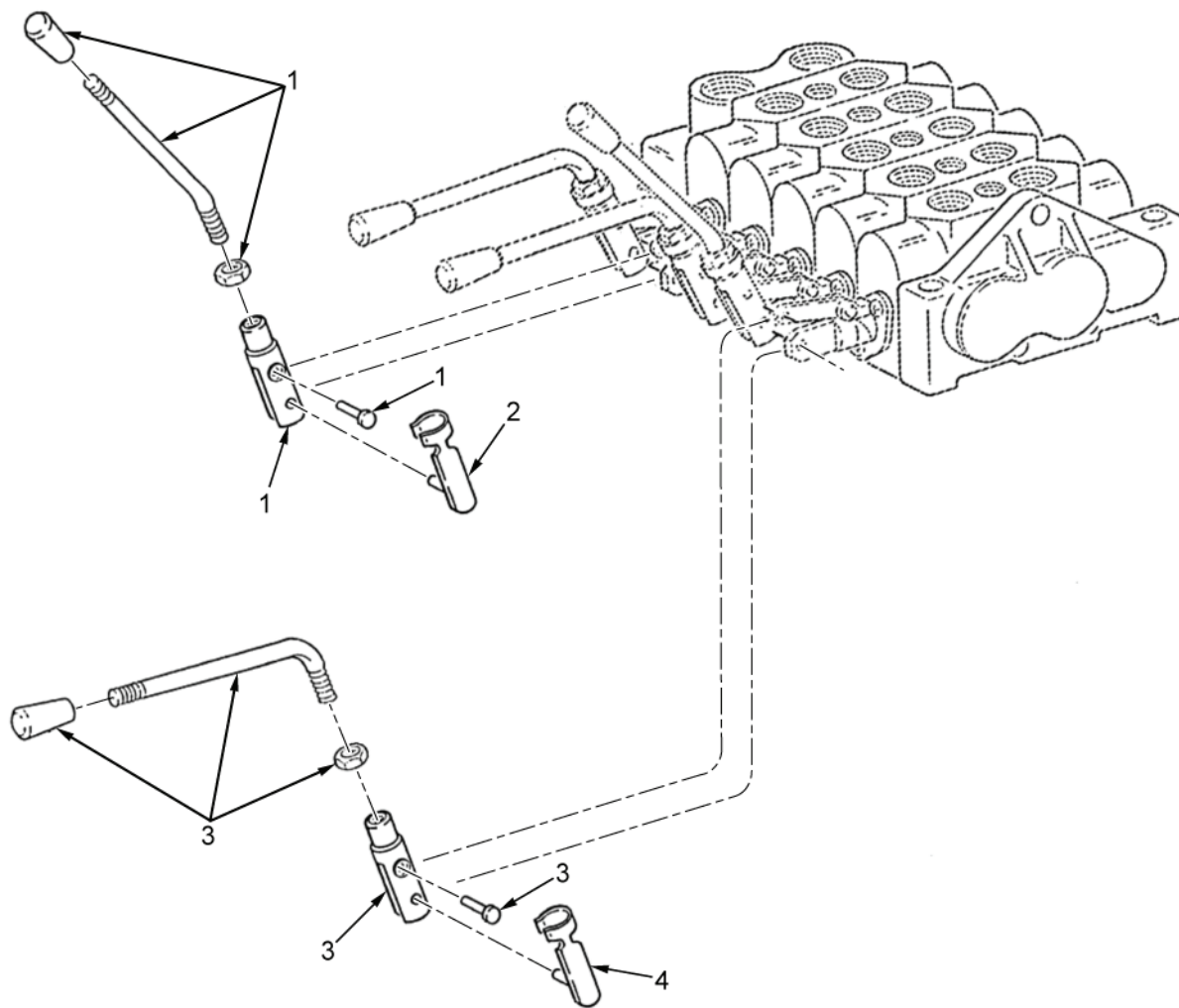
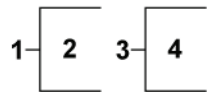


---

FIELD MAINTENANCE

GROUP 2403 MANIFOLD AND/OR CONTROL VALVES

---



HETP275

Figure 64. Valve Handles.

(1) ITEM NO.	(2) SMR CODE	(3) NSN	(4) CAGEC	(5) PART NUMBER	(6) DESCRIPTION AND USABLE ON CODE (UOC)	(7) QTY
					GROUP 2403	
					FIGURE 64. VALVE HANDLES	
1	PAFZZ	5340-01-358-3652	13829	346 9100 060	LEVER,MANUAL CONTRO	2
2	PAFZZ	5340-01-440-5767	13829	346 0506 669	.CLIP,SPRING TENSION	1
3	PAFZZ	5340-01-358-3651	13829	346 9100 059	LEVER,MANUAL CONTRO	3
4	PAFZZ	5340-01-440-5767	13829	346 0506 669	.CLIP,SPRING TENSION	1

END OF FIGURE

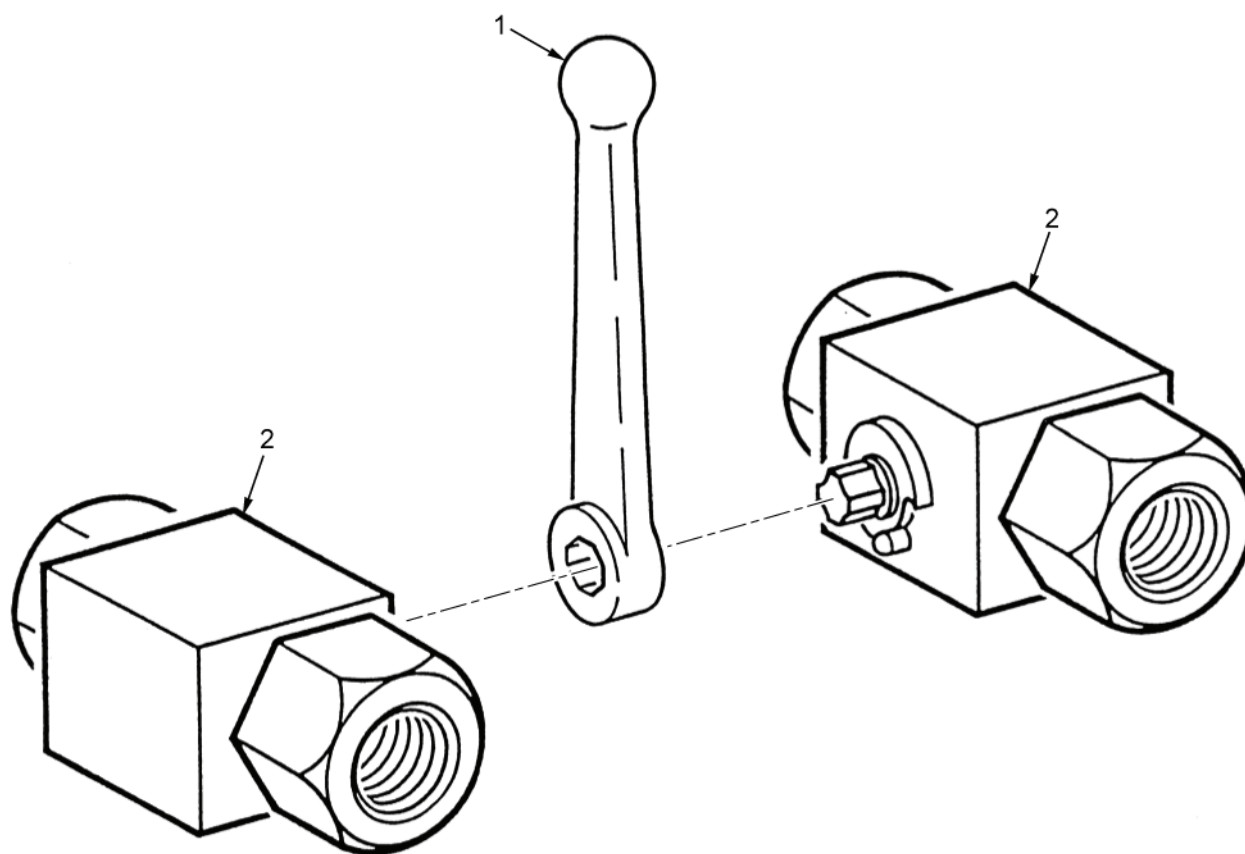


---

FIELD MAINTENANCE

GROUP 2403 HYDRAULIC CONTROLS AND/OR MANUAL CONTROLS

---



TYPICAL 12 PLACES

HETP276

Figure 65. Suspension Isolation Valve Assembly.

---

(1) ITEM NO.	(2) SMR CODE	(3) NSN	(4) CAGEC	(5) PART NUMBER	(6) DESCRIPTION AND USABLE ON CODE (UOC)	(7) QTY
					GROUP 2403	
					FIGURE 65. SUSPENSION ISOLATION VALVE ASSEMBLY	
1	PAFZZ	5340-01-325-5981	59793	00391488	LEVER,MANUAL CONTRO	1
2	PAFZZ	4820-01-329-1662	59793	00850885	VALVE,BALL	2

---

END OF FIGURE



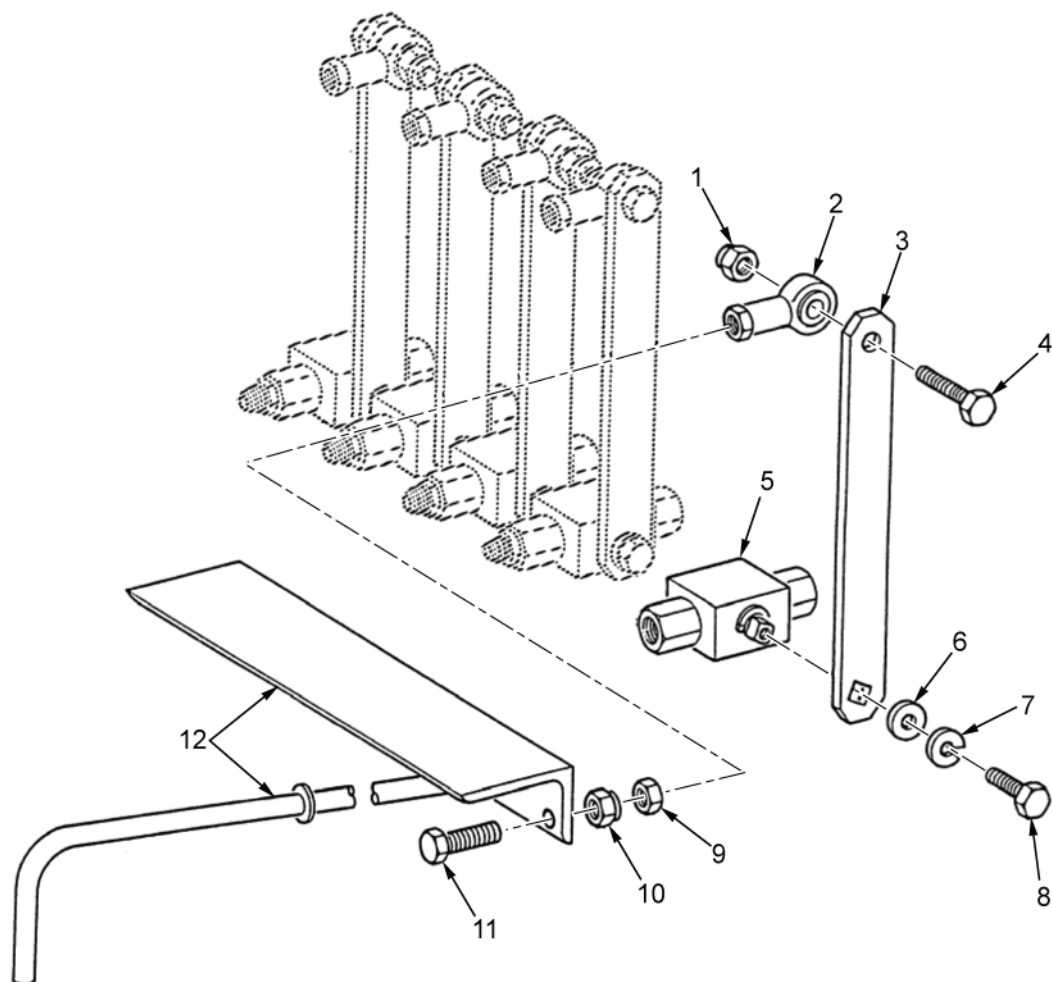


---

FIELD MAINTENANCE

GROUP 2403 HYDRAULIC CONTROLS AND/OR MANUAL CONTROLS

---



HETP277

Figure 66. Suspension Shutoff Valve Assembly.

(1) ITEM NO.	(2) SMR CODE	(3) NSN	(4) CAGEC	(5) PART NUMBER	(6) DESCRIPTION AND USABLE ON CODE (UOC)	(7) QTY
					GROUP 2403	
					FIGURE 66. SUSPENSION SHUTOFF VALVE ASSEMBLY	
1	PAFZZ	5310-00-087-4652	81349	M45913/1-6CG5C	NUT,SELF-LOCKING,HE	5
2	PAFZZ	3120-01-371-9889	62274	CTFD-6	BEARING,PLAIN,ROD E	5
3	PAFZZ	3040-01-371-7855	98255	SW33813	CONNECTING LINK,RIG	5
4	PAFZZ	5305-00-688-2111	80204	B1821BH038C138N	SCREW,CAP,HEXAGON H	5
5	PAFZZ	4820-01-372-1503	59793	00850884	VALVE,BALL	5
6	PAFZZ	5310-00-167-0765	80205	AN970-3	WASHER,FLAT	5
7	PAFZZ	5310-00-045-3296	80205	MS35338-43	WASHER,LOCK	5
8	PAFZZ	5305-01-158-0826	56161	10503657	SCREW,CAP,HEXAGON H	5
9	PAFZZ	5310-00-975-2075	96906	MS35691-21	NUT,PLAIN,HEXAGON	5
10	PAFZZ	5310-00-926-1852	80205	MS21083-N6	NUT, SELF-LOCKING, HE	5
11	PAFZZ	5305-00-269-3238	80204	B1821BH038F125N	SCREW,CAP,HEXAGON H	5
12	PAFZZ	3040-01-371-7772	98255	SW33455	LEVER,MANUAL CONTRO	1

END OF FIGURE



---

FIELD MAINTENANCE

GROUP 2403 HYDRAULIC CONTROLS AND/OR MANUAL CONTROLS

---

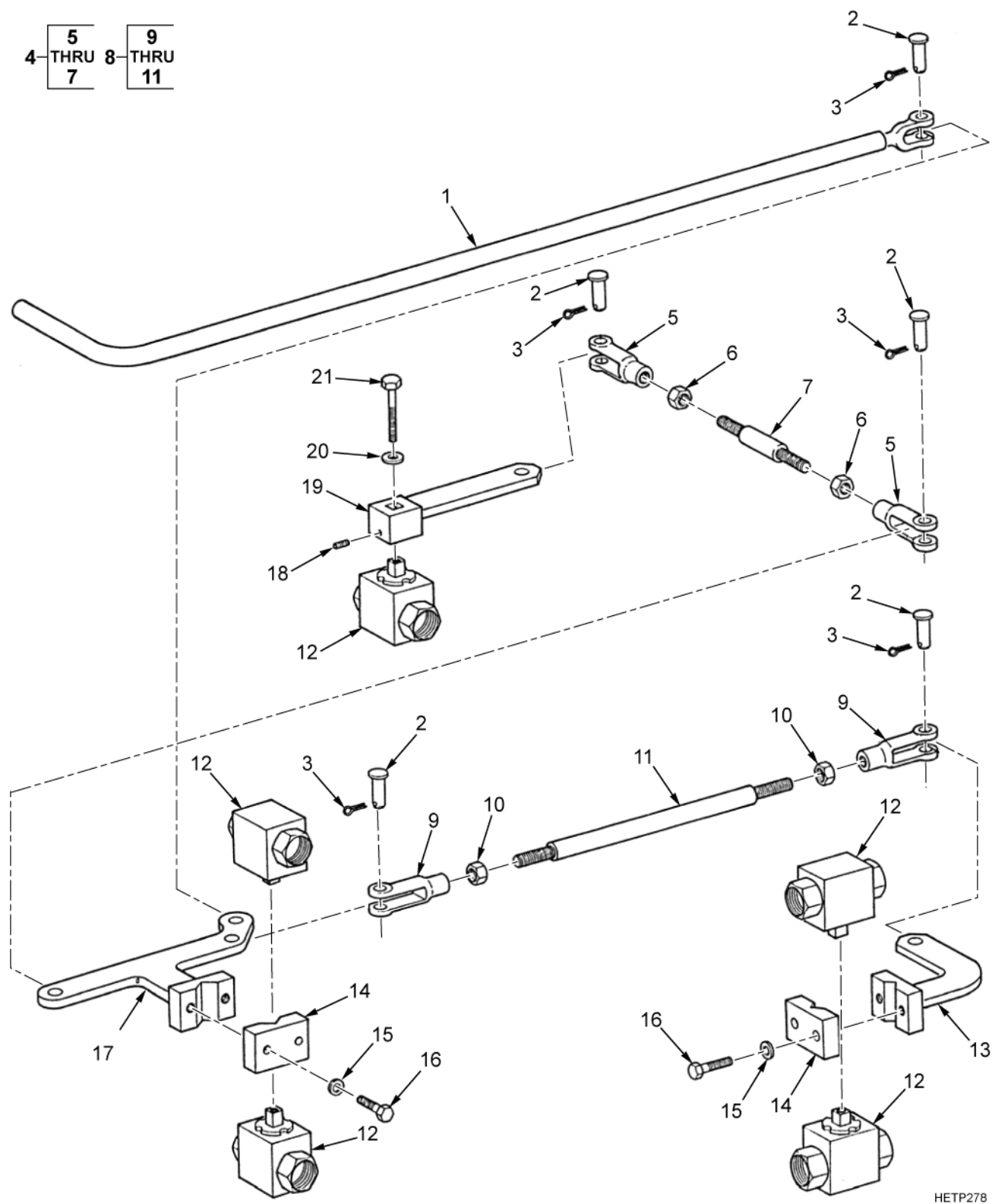


Figure 67. Gooseneck Isolation Valve Assembly.

(1) ITEM NO.	(2) SMR CODE	(3) NSN	(4) CAGEC	(5) PART NUMBER	(6) DESCRIPTION AND USABLE ON CODE (UOC)	(7) QTY
					GROUP 2403	
					FIGURE 67. GOOSENECK ISOLATION VALVE ASSEMBLY	
1	PAFZZ	5340-01-417-4530	98255	SW33454	LEVER,MANUAL CONTRO	1
2	PAFZZ	5315-00-081-7042	80205	MS20392-7C37	PIN,STRAIGHT,HEADED	5
3	PAFZZ	5315-00-816-1794	89749	IF316	PIN,COTTER	5
4	PAFFF	2530-01-359-1206	98255	SW32737	TIE ROD,STEERING	1
5	PAFZZ	5340-00-466-4948	71843	2708-6A	.CLEVIS,ROD END	2
6	PAFZZ	5310-00-732-0560	96906	MS51968-14	.NUT,PLAIN,HEXAGON	2
7	PAFZZ	2530-01-359-1207	98255	SW32735	.TIE ROD,STEERING	1
8	PAFFF	3040-01-355-3112	98255	SW32736	CONNECTING LINK,RIG	1
9	PAFZZ	5340-00-466-4948	71843	2708-6A	.CLEVIS,ROD END	2
10	PAFZZ	5310-00-732-0560	96906	MS51968-14	.NUT,PLAIN,HEXAGON	2
11	PAFZZ	2530-01-358-8728	98255	SW32734	.TIE ROD,STEERING	1
12	PAFZZ	4820-01-359-0989	59793	00397916	VALVE,BALL	5
13	PAFZZ	5340-01-358-3655	98255	SW32588	LEVER,MANUAL CONTRO	1
14	PAFZZ	5340-01-358-3733	98255	SW32581	CLAMP,BRIDGE	2
15	PAFZZ	5310-00-809-4061	96906	MS27183-15	WASHER,FLAT	4
16	PAFZZ	5306-01-011-1708	96906	MS51095-362L	BOLT,MACHINE	4
17	PAFZZ	5340-01-358-3654	98255	SW32587	LEVER,MANUAL CONTRO	1
18	PAFZZ	5305-00-723-9392	96906	MS51963-53	SETSCREW	1
19	PAFZZ	5340-01-358-3656	98255	SW32589	LEVER,MANUAL CONTRO	1
20	PAFZZ	5310-00-823-8804	96906	MS27183-9	WASHER,FLAT	1
21	PAFZZ	5305-01-357-3861	98255	SW32520-4	SCREW,CAP,HEXAGON H	1

END OF FIGURE



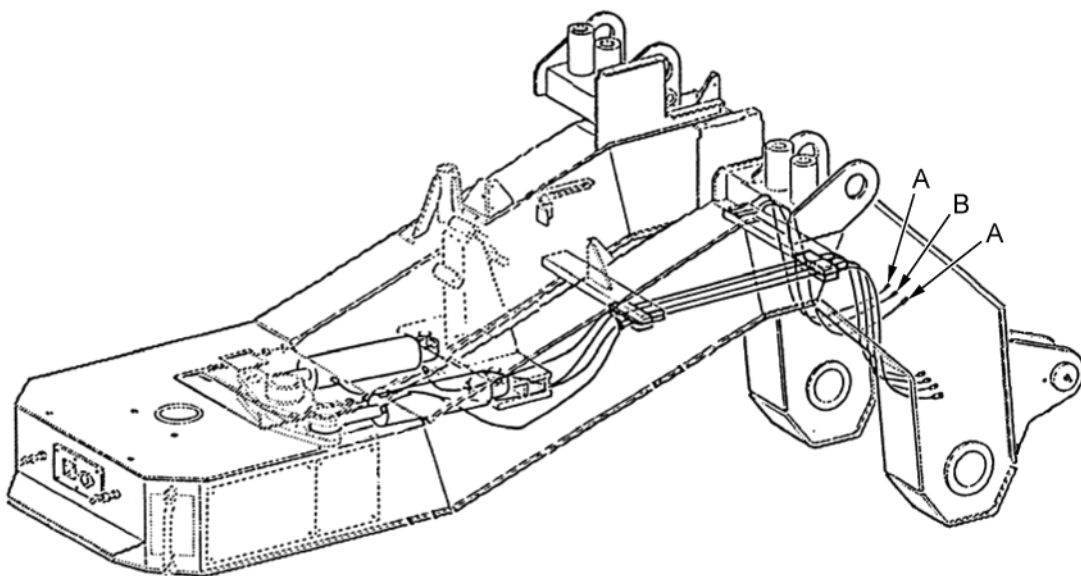


---

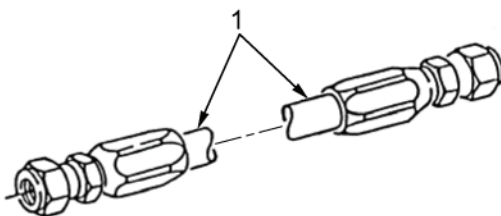
FIELD MAINTENANCE

GROUP 2406 STRAINERS, FILTERS, LINES, FITTINGS, ETC.

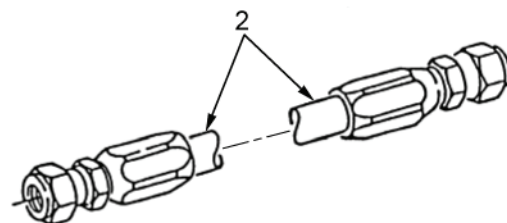
---



A



B



HETP279

Figure 68. Gooseneck Hydraulics (Detail A and B).

(1) ITEM NO.	(2) SMR CODE	(3) NSN	(4) CAGEC	(5) PART NUMBER	(6) DESCRIPTION AND USABLE ON CODE (UOC)	(7) QTY
					GROUP 2406	
					FIGURE 68. GOOSENECK HYDRAULICS (DETAIL A AND B)	
1	PAFZZ	4720-01-541-3906	87373	F3010606121212-91	HOSEASSEMBLY,NONME	2
2	PAFZZ	4720-01-324-5078	01276	FA7456GGG0410	HOSE ASSEMBLY,NONME	1

END OF FIGURE

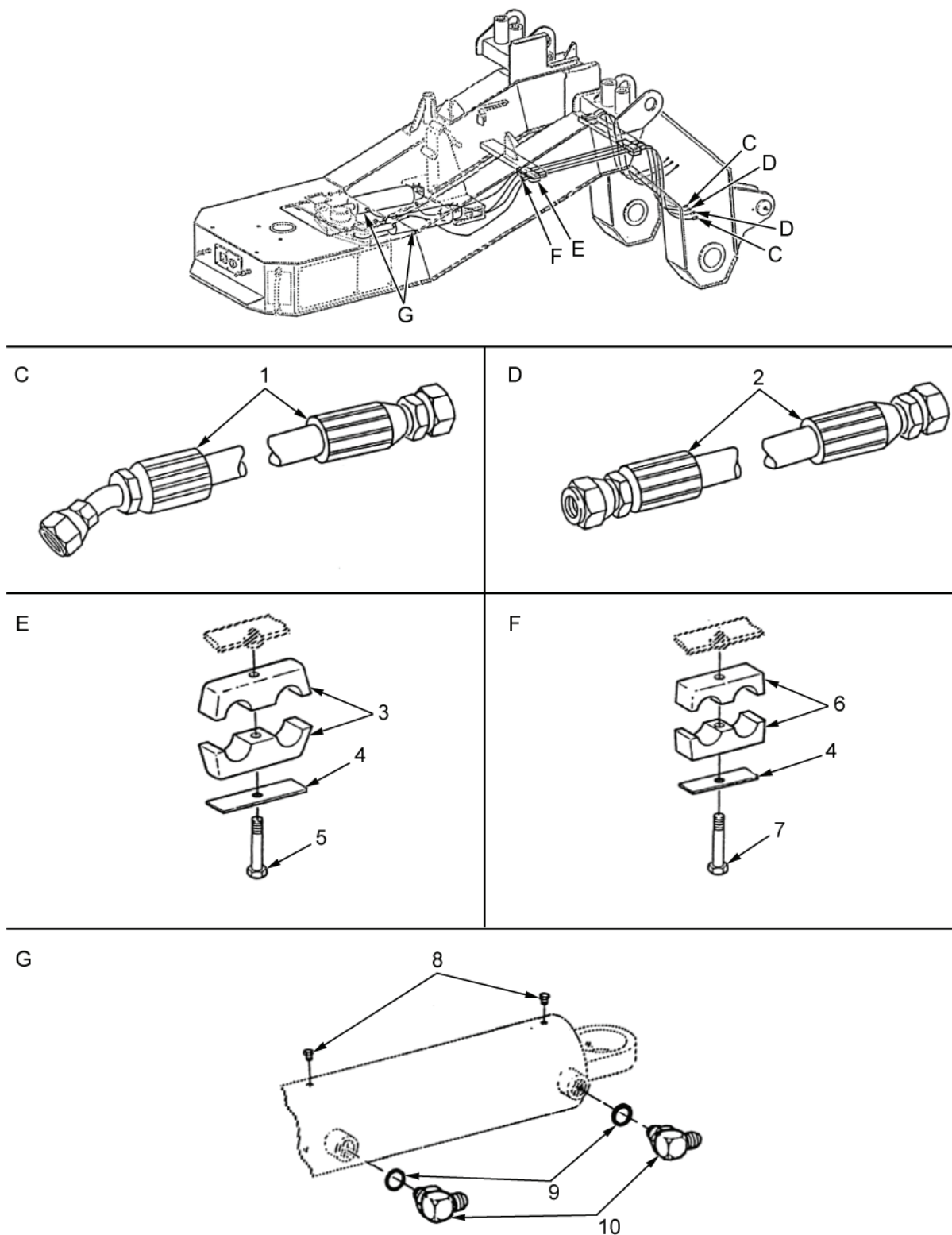


---

FIELD MAINTENANCE

GROUP 2406 STRAINERS, FILTERS, LINES, FITTINGS, ETC.

---



HETP280

Figure 69. Gooseneck Hydraulics (Detail C, D, E, F, and G).

(1) ITEM NO.	(2) SMR CODE	(3) NSN	(4) CAGEC	(5) PART NUMBER	(6) DESCRIPTION AND USABLE ON CODE (UOC)	(7) QTY
					GROUP 2406	
					FIGURE 69. GOOSENECK HYDRAULICS (DETAIL C, D, E, F, AND G)	
1	PAFZZ	4720-01-541-4196	87373	F3810637121212-154	HOSE ASSEMBLY,NONME	2
2	PAFZZ	4720-01-324-1139	98255	SW29837-1	HOSE ASSEMBLY,NONME	2
3	PAFZZ	5340-01-385-9866	59793	HRZ 5 KP 32-32 PP	CLAMP,BLOCK	1
4	PAFZZ	5340-01-235-7621	53790	GD DS 5	COVER,ACCESS	1
5	PAFZZ	5306-00-226-4838	80204	B1821BH031C325N	BOLT,MACHINE	1
6	PAFZZ	5340-01-332-6636	53790	SP4285/285-D- PP-GD-AS	CLAMP,BLOCK	1
7	PAFZZ	5306-00-226-4835	80204	B1821BH031C250N	BOLT,MACHINE	1
8	PAFZZ	4730-00-083-6903	96906	MS14304-6J02	PLUG,PIPE	4
9	PAFZZ	5331-00-251-8839	81343	MS28778-12	O-RING	4
10	PAFZZ	4730-01-029-4193	81343	12-12 070220C	ELBOW,TUBE TO BOSS	4

END OF FIGURE



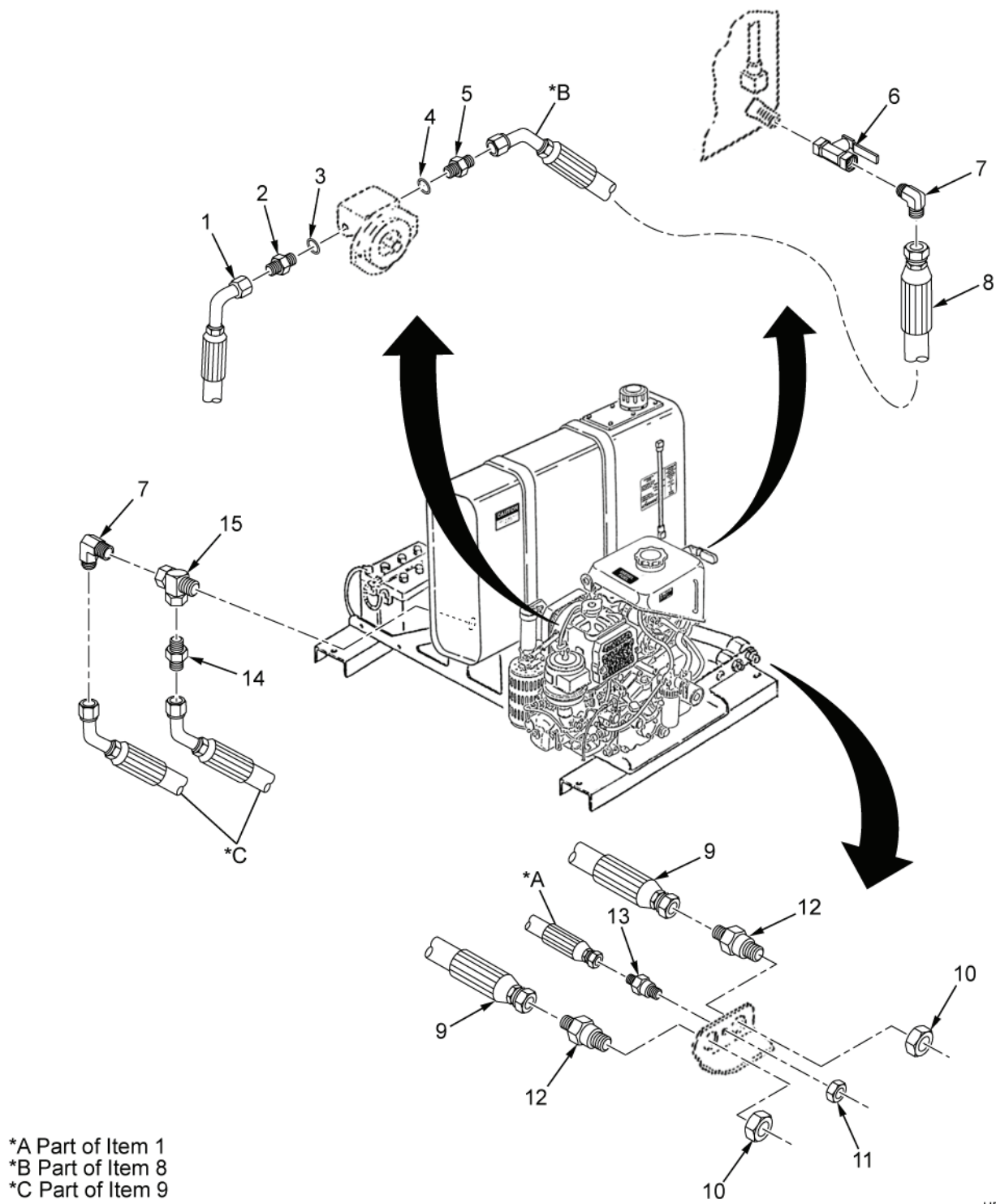


---

FIELD MAINTENANCE

GROUP 2406 STRAINERS, FILTERS, LINES, FITTINGS, ETC.

---



HETP281

(1) ITEM NO.	(2) SMR CODE	(3) NSN	(4) CAGEC	(5) PART NUMBER	(6) DESCRIPTION AND USABLE ON CODE (UOC)	(7) QTY
					GROUP 2406      FIGURE 70. AUXILIARY POWER UNIT (APU) HYDRAULICS	
1	PAFZZ	4720-01-541-5350	87373	F3810639080808-2 9	HOSE ASSEMBLY,NONME	1
2	PAFZZ	4730-00-460-2049	81343	SAE J514 8-6 070120C	ADAPTER,STRAIGHT,TU	1
3	PAFZZ	5331-00-804-5695	81343	MS28778-6	O-RING	1
4	PAFZZ	5331-00-808-0794	81343	MS28778-8	O-RING	1
5	PAFZZ	4730-00-224-7757	01276	202702-8-12S	ADAPTER,STRAIGHT,TU	1
6	PAFZZ	4820-00-148-8584	72219	70105-01	VALVE,BALL	1
7	PAFZZ	4730-00-314-7706	01276	2024-16-12S	ELBOW,PIPE TO TUBE	2
8	PAFZZ	4730-01-332-8489	01276	1GA12FJ12	ADAPTER,STRAIGHT,TU (ASSEMBLED FROM AE373-12)	1
9	PAFZZ	4720-01-541-7070	87373	F3010639121212- 4 1	HOSE ASSEMBLY,NONME	2
10	PAFZZ	4730-01-093-8464	96906	MS51860-58	LOCKNUT,TUBE,FITTIN	2
11	PAFZZ	4730-01-151-3670	81343	SAE J514 8 070118C	LOCKNUT,TUBE,FITTIN	1
12	PAFZZ	4730-00-933-0816	96906	MS51520A12	ADAPTER,STRAIGHT,TU	2
13	PAFZZ	4730-00-125-7922	96906	MS51520A8	ADAPTER,STRAIGHT,TU	1
14	PAFZZ	4730-01-302-1689	30780	12-16FBTX-B	ADAPTER,STRAIGHT,PI	1
15	PAFZZ	4730-00-889-6045	81343	16-16-16 140424C	TEE,PIPE	1

END OF FIGURE

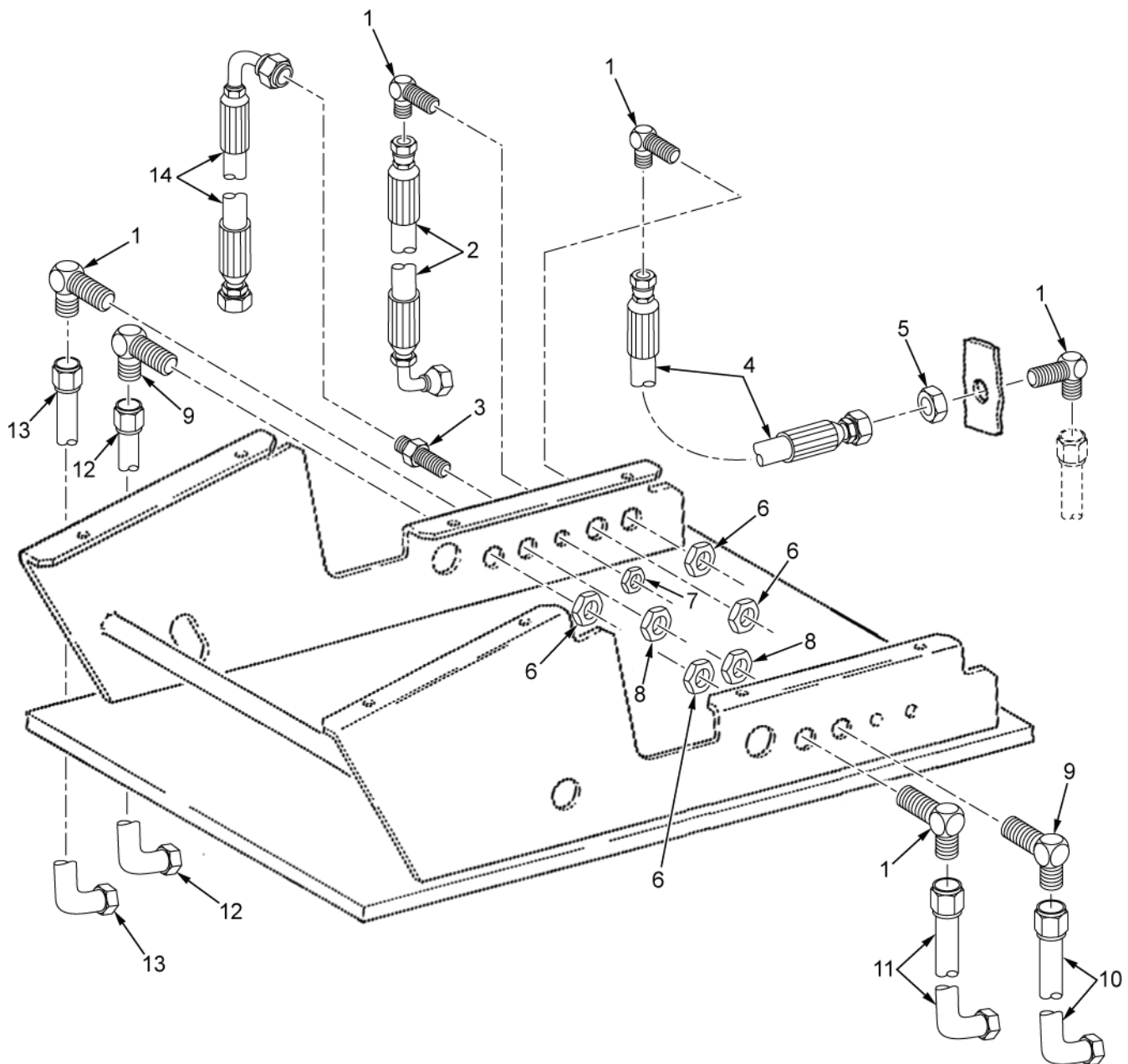


---

FIELD MAINTENANCE

GROUP 2406 STRAINERS, FILTERS, LINES, FITTINGS, ETC.

---



HETP282

Figure 71. Step Hydraulics.

(1) ITEM NO.	(2) SMR CODE	(3) NSN	(4) CAGEC	(5) PART NUMBER	(6) DESCRIPTION AND USABLE ON CODE (UOC)	(7) QTY
					GROUP 2406	FIGURE 71. STEP HYDRAULICS
1	PAFZZ	4730-00-027-1825	96906	MS51507A12	ELBOW,TUBE	5
2	PAFZZ	4720-01-541-5345	87373	F3010639121212-44.5	HOSE ASSEMBLY,NONME	1
3	PAFZZ	4730-00-125-7922	96906	MS51520A8	ADAPTER,STRAIGHT,TU	1
4	PAFZZ	4720-01-541-3916	87373	F3010606121212-29.5	HOSE ASSEMBLY,NONME	1
5	PAFZZ	4730-00-858-3493	01276	1290-12S	NUT,TUBE,COUPLING	1
6	PAFZZ	4730-01-093-8464	96906	MS51860-58	LOCKNUT,TUBE,FITTIN	4
7	PAFZZ	4730-01-151-3670	81343	SAE J514 8 070118C	LOCKNUT,TUBE,FITTIN	1
8	PAFZZ	5310-00-880-7746	96906	MS51968-5	NUT,PLAIN,HEXAGON	2
9	PAFZZ	4730-01-145-6682	96906	MS51507A10	ELBOW,TUBE	2
10	PAFZZ	4710-01-323-7711	98255	SW30545	TUBE ASSEMBLY,METAL	1
11	PAFZZ	4710-01-323-6061	98255	SW30544	TUBE ASSEMBLY,METAL	1
12	PAFZZ	4710-01-324-1354	98255	SW30549	TUBE ASSEMBLY,METAL	1
13	PAFZZ	4710-01-324-9416	98255	SW30550	TUBE ASSEMBLY,METAL	1
14	PAFZZ	4720-01-541-7532	87373	F3810639080808-48	HOSE ASSEMBLY,NONME	1

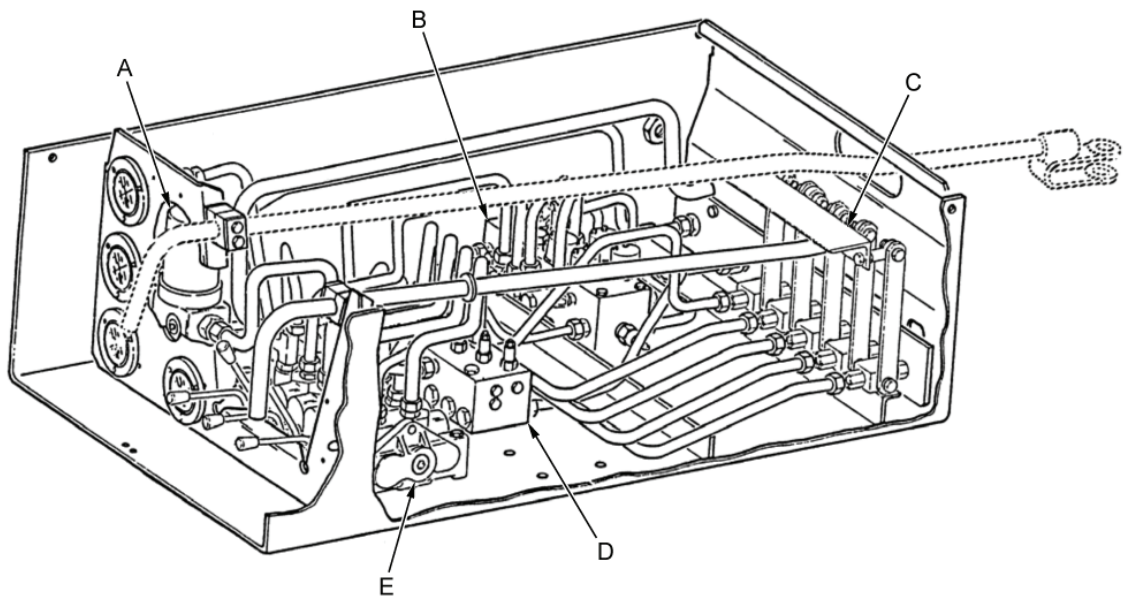
END OF FIGURE





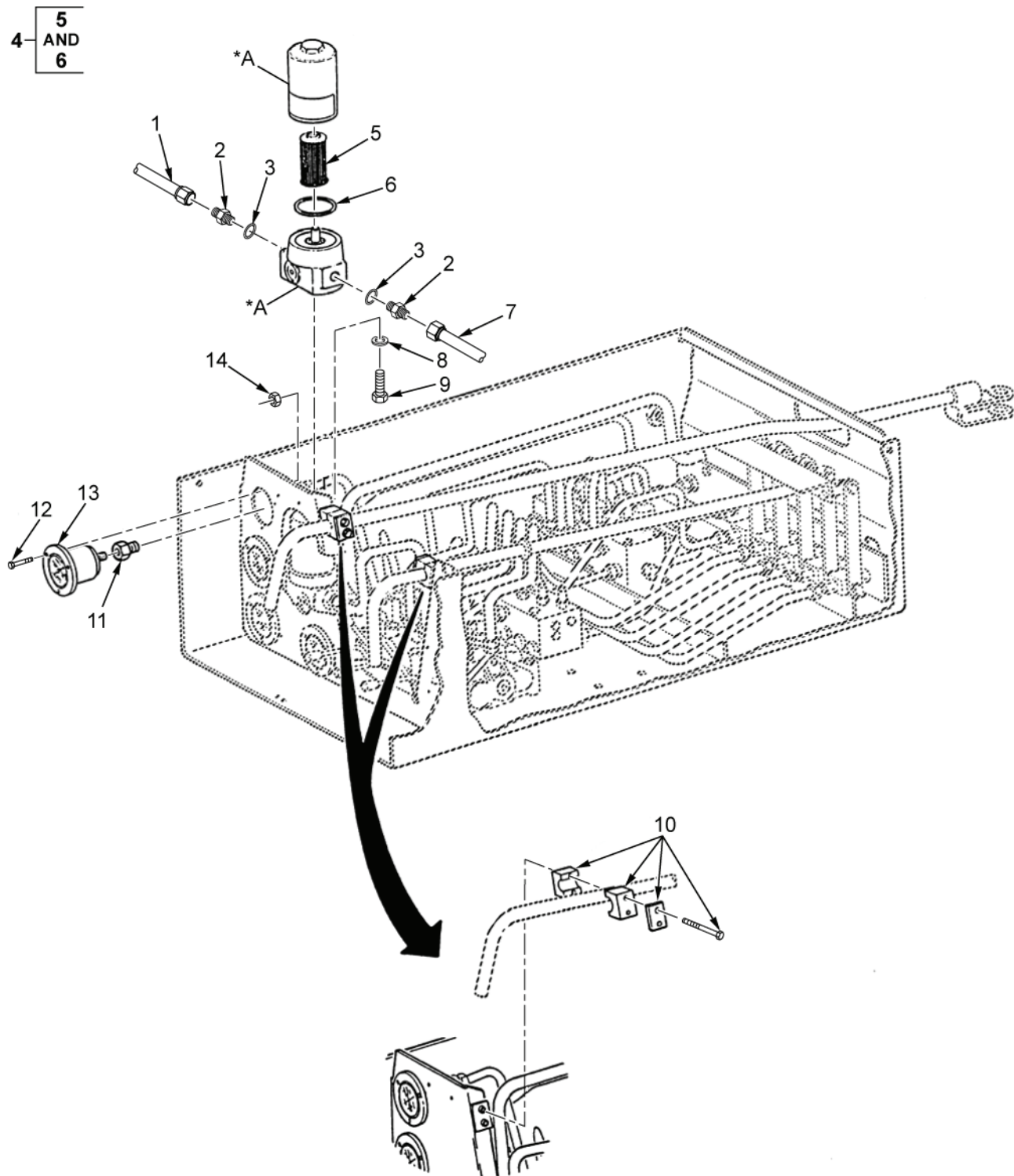
## FIELD MAINTENANCE

## GROUP 2406 STRAINERS, FILTERS, LINES, FITTINGS, ETC.



HETP283

Figure 72. Hydraulic Control Module (Sheet 1 of 2).



\*A Part of Item 4

HETP284

Figure 72. Hydraulic Control Module (Sheet 2 of 2).

(1) ITEM NO.	(2) SMR CODE	(3) NSN	(4) CAGEC	(5) PART NUMBER	(6) DESCRIPTION AND USABLE ON CODE (UOC)	(7) QTY
					GROUP 2406	
					FIGURE 72. HYDRAULIC CONTROL MODULE	
1	PAFZZ	4710-01-372-1891	98255	SW33613	TUBE ASSEMBLY,METAL	1
2	PAFZZ	4730-00-224-7757	01276	202702-8-12S	ADAPTER,STRAIGHT,TU	2
3	PAFZZ	5331-00-251-8839	81343	MS28778-12	O-RING	2
4	PAFFF	4330-01-476-4718	05779	N314P-1-10Q-M-50- M4M4-1	FILTER ASSEMBLY,FLU	1
5	PAFZZ	4330-01-358-8648	3U011	SF29079	.FILTER ELEMENT,FLUI	1
6	PAFZZ	5330-01-253-3161	05779	N92138	.PACKING,PREFORMED	1
7	PAFZZ	4710-01-372-8636	98255	SW33505	TUBE ASSEMBLY,METAL	1
8	PAFZZ	5310-00-407-9566	80205	MS35338-45	WASHER,LOCK	2
9	PAFZZ	5306-00-226-4825	80204	B1821BH031C075N	BOLT,MACHINE	2
10	XDFZZ		53790	3254 PA DP AS	CLAMP,BLOCK	2
11	PAFZZ	4730-00-334-7840	97403	13218E0181-7	ADAPTER,STRAIGHT;PI	4
12	PAFZZ	5305-00-958-5451	80205	MS35190-239	SCREW,MACHINE	12
13	PAFZZ	6685-01-334-5058	4K739	AFC-6M-25RC-FF	GAGE,PRESSURE,DIAL	4
14	PAFZZ	5310-00-081-8087	80205	MS21044N06	NUT,SELF-LOCKING,HE	12

END OF FIGURE



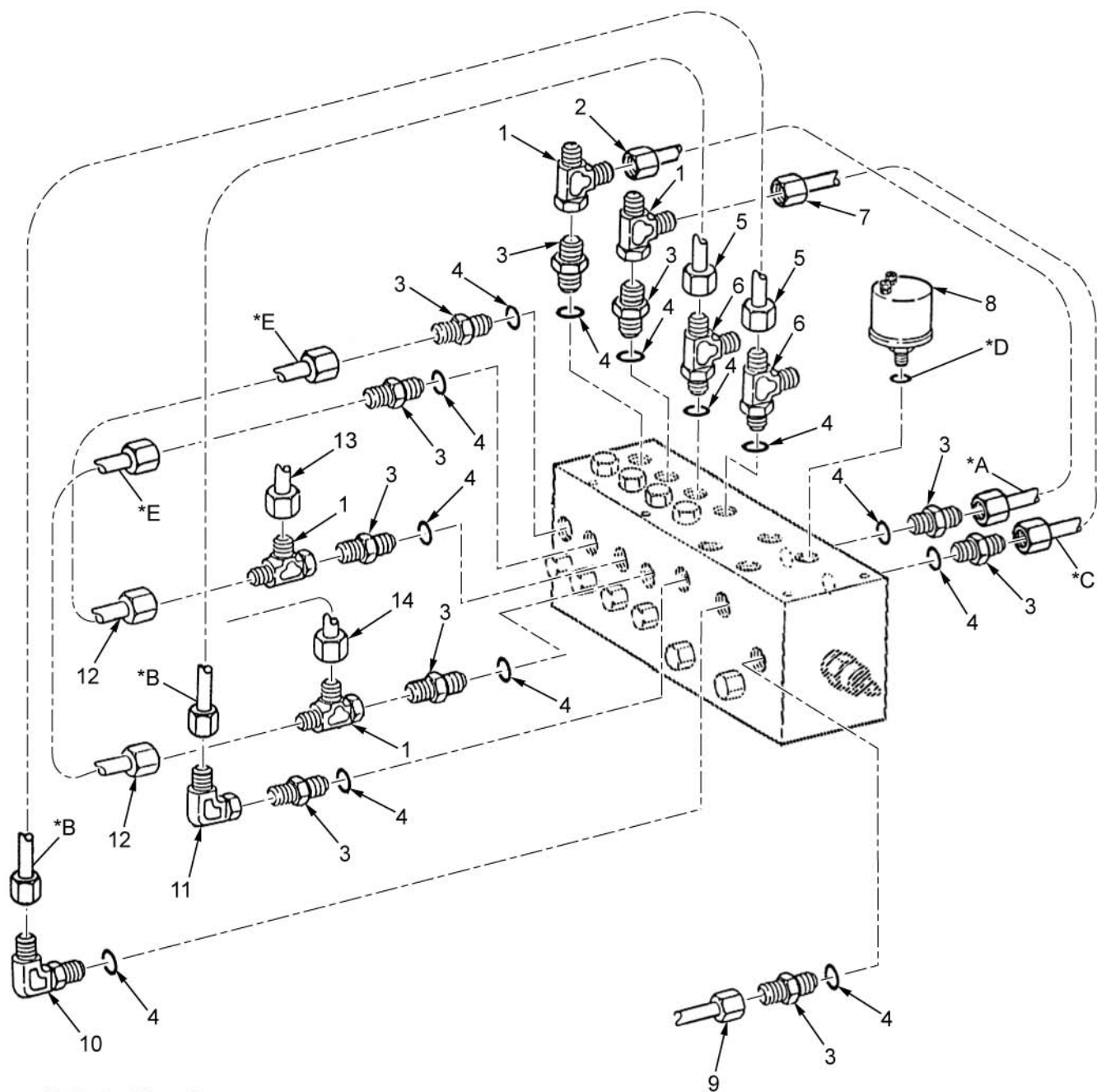
---

FIELD MAINTENANCE

GROUP 2406 STRAINERS, FILTERS, LINES, FITTINGS, ETC.

---

B



- \*A Part of Item 2
- \*B Part of Item 5
- \*C Part of Item 7
- \*D Part of Item 8
- \*E Part of Item 12

HETP285

Figure 73. Hydraulic Control Module (Detail B).

(1) ITEM NO.	(2) SMR CODE	(3) NSN	(4) CAGEC	(5) PART NUMBER	(6) DESCRIPTION AND USABLE ON CODE (UOC)	(7) QTY
					GROUP 2406	
					FIGURE 73. HYDRAULIC CONTROL MODULE (DETAIL B)	
1	PAFZZ	4730-00-618-5381	81343	6-6-6 070432CA	TEE,TUBE	4
2	PAFZZ	4710-01-332-0243	98255	SW31351	TUBE ASSEMBLY,METAL	1
3	PAFZZ	4730-00-491-9576	96906	MS51525A6	ADAPTER, STRAIGHT,TU	10
4	PAFZZ	5331-00-804-5695	81343	MS28778-6	O-RING	13
5	PAFZZ	4710-01-331-8912	98255	SW31349	TUBE ASSEMBLY,METAL	2
6	PAFZZ	4730-00-933-3698	01276	203005-6-6S	TEE,TUBE TO BOSS	2
7	PAFZZ	4710-01-332-0242	98255	SW31350	TUBE ASSEMBLY,METAL	1
8	PAFZZ	5930-01-331-8697	98255	SW28262	SWITCH,PRESSURE	4
9	PAFZZ	4710-01-372-8637	98255	SW33506	TUBE ASSEMBLY,METAL	1
10	PAFZZ	4730-00-143-3941	96906	MS51527A6	ELBOW,TUBE TO BOSS	1
11	PAFZZ	4730-01-223-0529	96906	MS51521B6Z	ELBOW,TUBE	1
12	PAFZZ	4710-01-372-9826	98255	SW33496	TUBE ASSEMBLY,METAL	2
13	PAFZZ	4710-01-372-7516	98255	SW33515	TUBE ASSEMBLY,METAL	1
14	PAFZZ	4710-01-372-7517	98255	SW33514	TUBE ASSEMBLY,METAL	1

END OF FIGURE





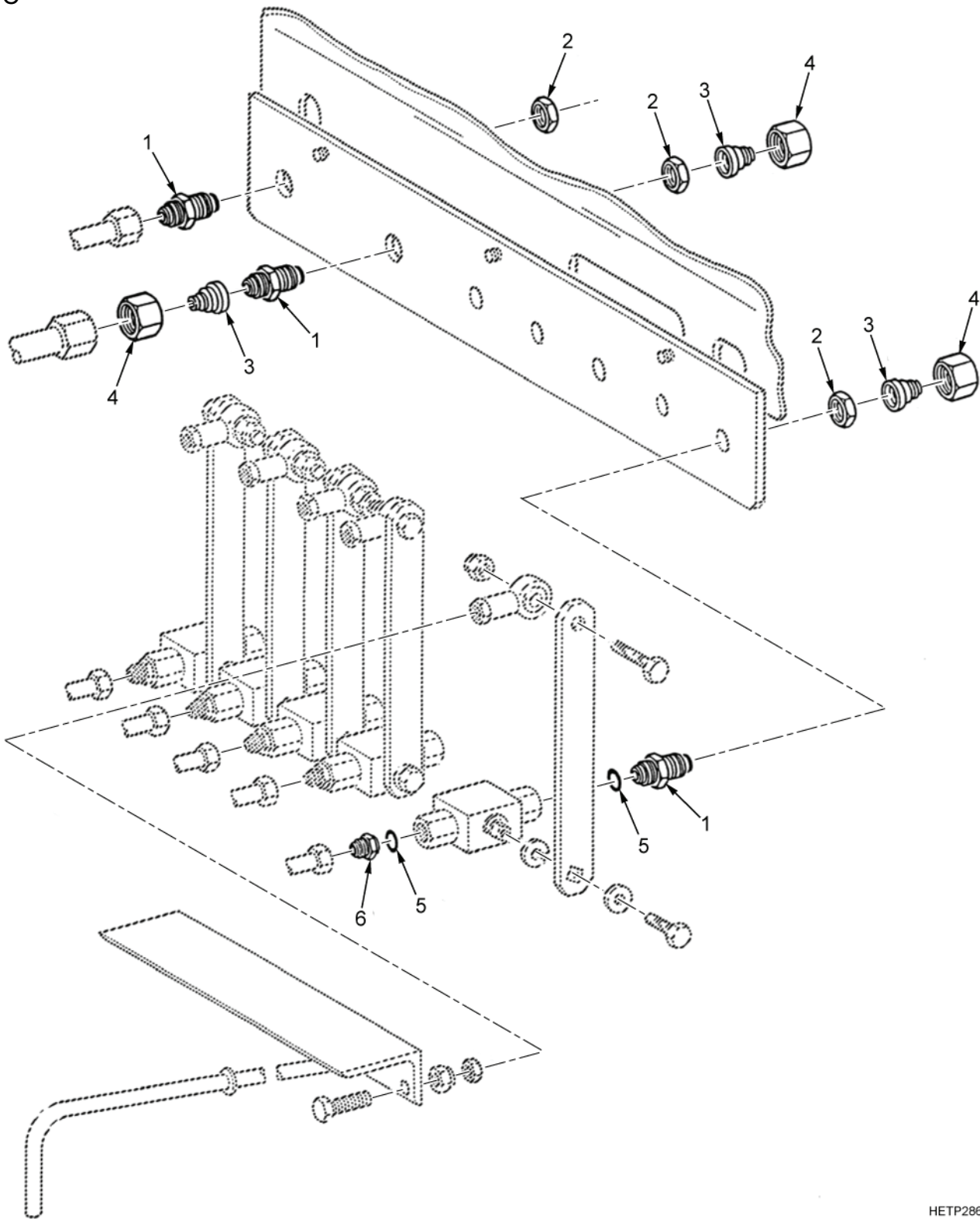
---

FIELD MAINTENANCE

GROUP 2406 STRAINERS, FILTERS, LINES, FITTINGS, ETC.

---

C



HETP286

Figure 74. Hydraulic Control Module (Detail C).

(1) ITEM NO.	(2) SMR CODE	(3) NSN	(4) CAGEC	(5) PART NUMBER	(6) DESCRIPTION AND USABLE ON CODE (UOC)	(7) QTY
					GROUP 2406	
					FIGURE 74. HYDRAULIC CONTROL MODULE (DETAIL C)	
1	PAFZZ	4730-00-125-7922	96906	MS51520A8	ADAPTER,STRAIGHT,TU	7
2	PAFZZ	4730-01-151-3670	81343	SAE J514 8 070118C	LOCKNUT,TUBE,FITTIN	7
3	PAFZZ	4730-00-786-2247	96906	MS51534A8-6	REDUCER,TUBE	7
4	PAFZZ	4730-00-762-1239	96906	MS51531B8	NUT,TUBE,COUPLING	7
5	PAFZZ	5331-00-808-0794	24617	6749218-8	O-RING	10
6	PAFZZ	4730-00-080-7040	96906	MS51525A6-8	ADAPTER,STRAIGHT,TU	5

END OF FIGURE



---

FIELD MAINTENANCE

GROUP 2406 STRAINERS, FILTERS, LINES, FITTINGS, ETC.

---

D

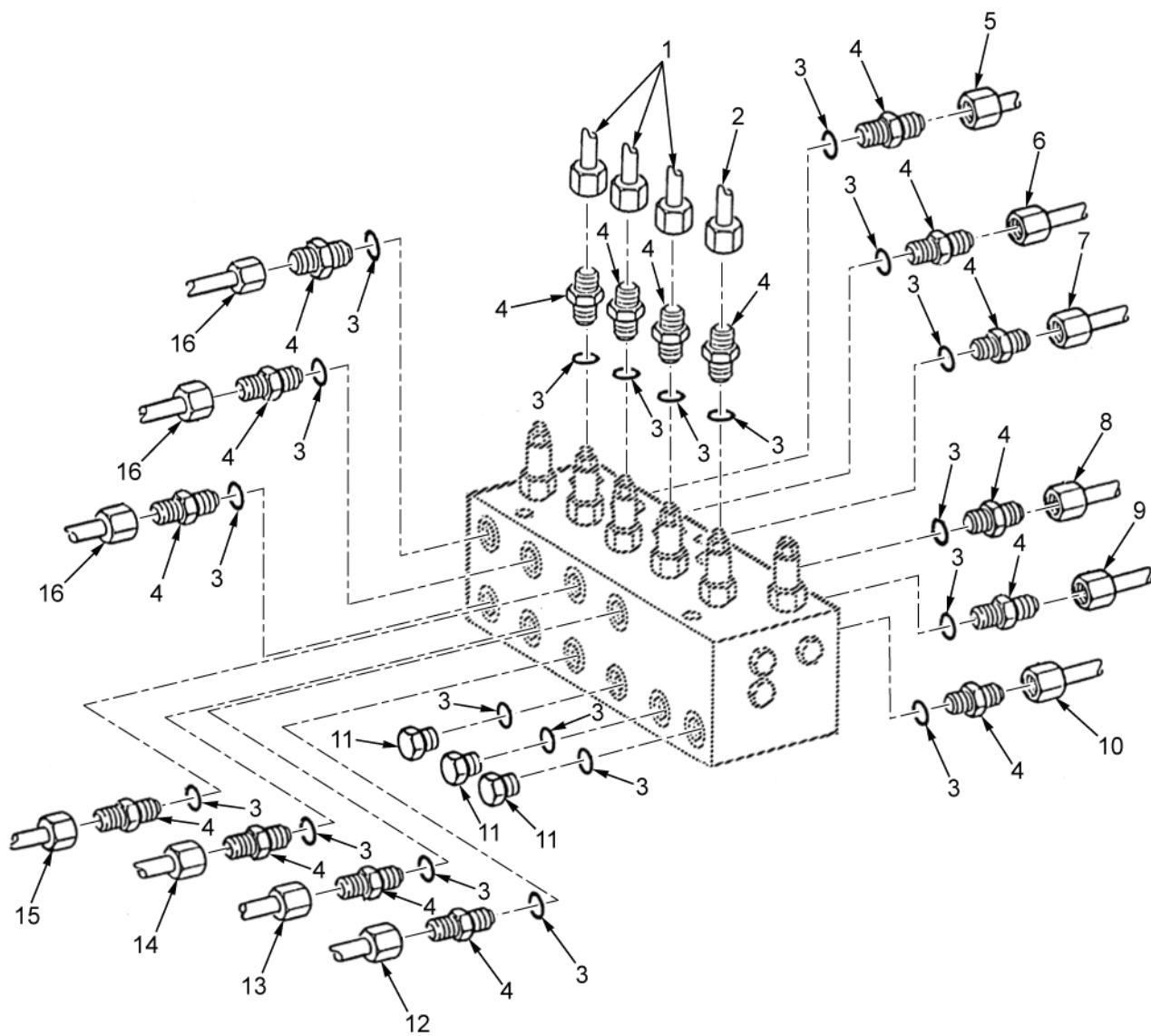


Figure 75. Hydraulic Control Module (Detail D).

HETP287

(1) ITEM NO.	(2) SMR CODE	(3) NSN	(4) CAGEC	(5) PART NUMBER	(6) DESCRIPTION AND USABLE ON CODE (UOC)	(7) QTY
					GROUP 2406	
					FIGURE 75. HYDRAULIC CONTROL MODULE (DETAIL D)	
1	PAFZZ	4710-01-373-2897	98255	SW33657	TUBE ASSEMBLY,METAL	3
2	PAFZZ	4710-01-373-6719	98255	SW33720	TUBE ASSEMBLY,METAL	1
3	PAFZZ	5331-00-804-5695	81343	MS28778-6	O-RING	20
4	PAFZZ	4730-00-491-9576	96906	MS51525A6	ADAPTER,STRAIGHT,TU	17
5	PAFZZ	4710-01-372-1890	98255	SW33659	TUBE ASSEMBLY,METAL	1
6	PAFZZ	4710-01-372-2913	98255	SW33660	TUBE ASSEMBLY,METAL	1
7	PAFZZ	4710-01-372-2912	98255	SW33661	TUBE ASSEMBLY,METAL	1
8	PAFZZ	4710-01-372-5131	98255	SW33662	TUBE ASSEMBLY,METAL	1
9	PAFZZ	4710-01-372-2911	98255	SW33663	TUBE ASSEMBLY,METAL	1
10	PAFZZ	4710-01-372-4261	98255	SW33664	TUBE ASSEMBLY,METAL	1
11	PAFZZ	5365-01-342-4012	81343	6 090109CA	PLUG,MACHINE THREAD	3
12	PAFZZ	4710-01-372-2910	98255	SW33667	TUBE ASSEMBLY,METAL	1
13	PAFZZ	4710-01-373-6718	98255	SW33719	TUBE ASSEMBLY,METAL	1
14	PAFZZ	4710-01-372-1889	98255	SW33666	TUBE ASSEMBLY,METAL	1
15	PAFZZ	4710-01-372-7519	98255	SW33665	TUBE ASSEMBLY,METAL	1
16	PAFZZ	4710-01-374-4133	98255	SW33658	TUBE ASSEMBLY,METAL	3

END OF FIGURE



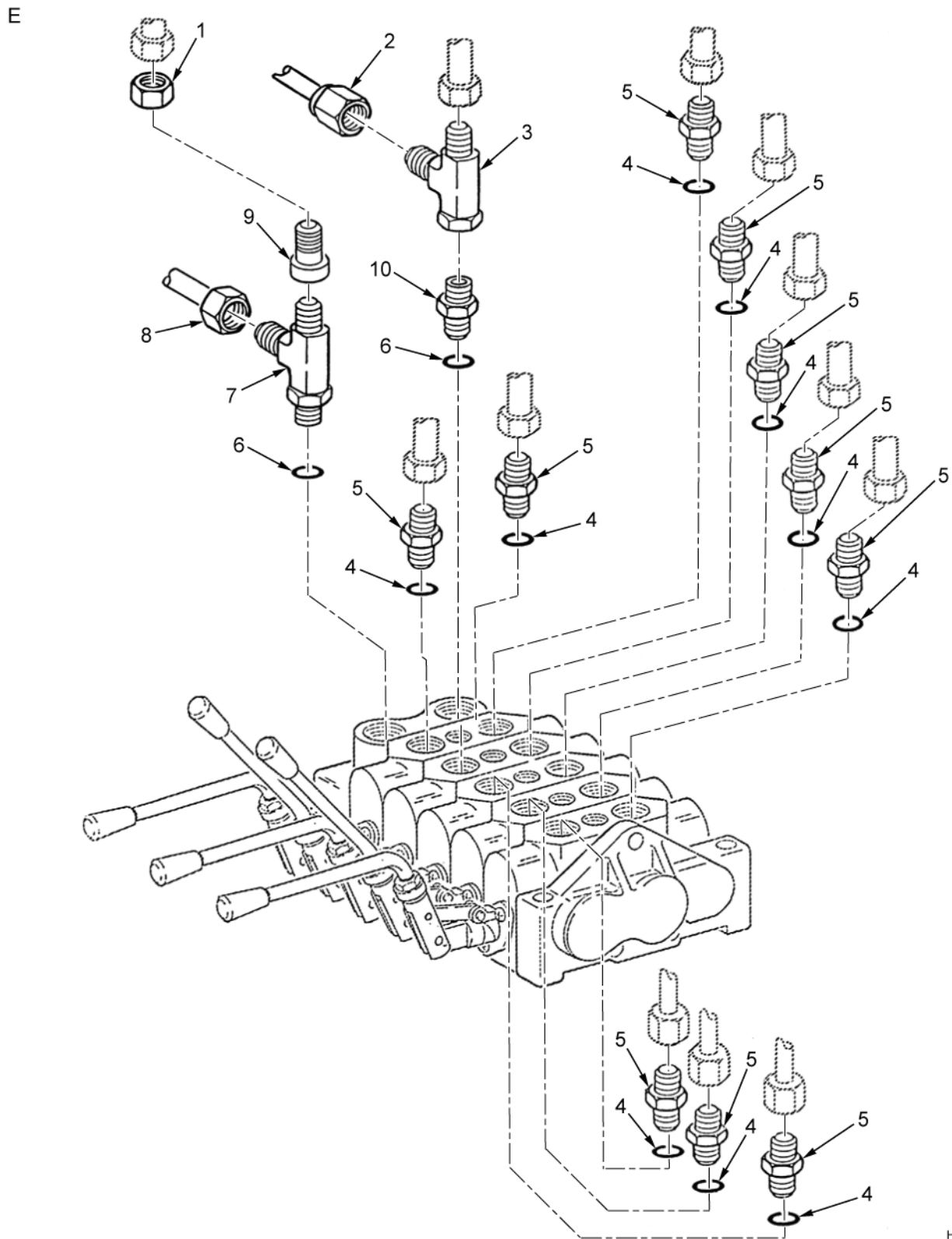


---

FIELD MAINTENANCE

GROUP 2406 STRAINERS, FILTERS, LINES, FITTINGS, ETC.

---



HETP288

Figure 76. Hydraulic Control Module (Detail E).

(1) ITEM NO.	(2) SMR CODE	(3) NSN	(4) CAGEC	(5) PART NUMBER	(6) DESCRIPTION AND USABLE ON CODE (UOC)	(7) QTY
					GROUP 2406	
					FIGURE 76. HYDRAULIC CONTROL MODULE (DETAIL E)	
1	PAFZZ	4730-00-858-3493	01276	1290-12S	NUT,TUBE,COUPLING	1
2	PAFZZ	4710-01-372-7518	98255	SW33516	TUBE ASSEMBLY,METAL	1
3	PAFZZ	4730-00-491-4983	81343	SAE J514 8-8-8 070432CA	TEE,TUBE	1
4	PAFZZ	5331-00-108-5691	81343	MS28778-10	O-RING	10
5	PAFZZ	4730-00-623-9673	01276	202702-10-6S	ADAPTER,STRAIGHT,TU	10
6	PAFZZ	5331-00-251-8839	81343	MS28778-12	O-RING	2
7	PAFZZ	4730-01-212-5776	96906	MS51530A12S	TEE,TUBE TO BOSS	1
8	PAFZZ	4710-01-372-8638	98255	SW33507	TUBE ASSEMBLY,METAL	1
9	PAFZZ	4730-00-274-4692	01276	221501-12-6S	REDUCER,TUBE	1
10	PAFZZ	4730-00-224-7757	01276	202702-8-12S	ADAPTER,STRAIGHT,TU	1

END OF FIGURE

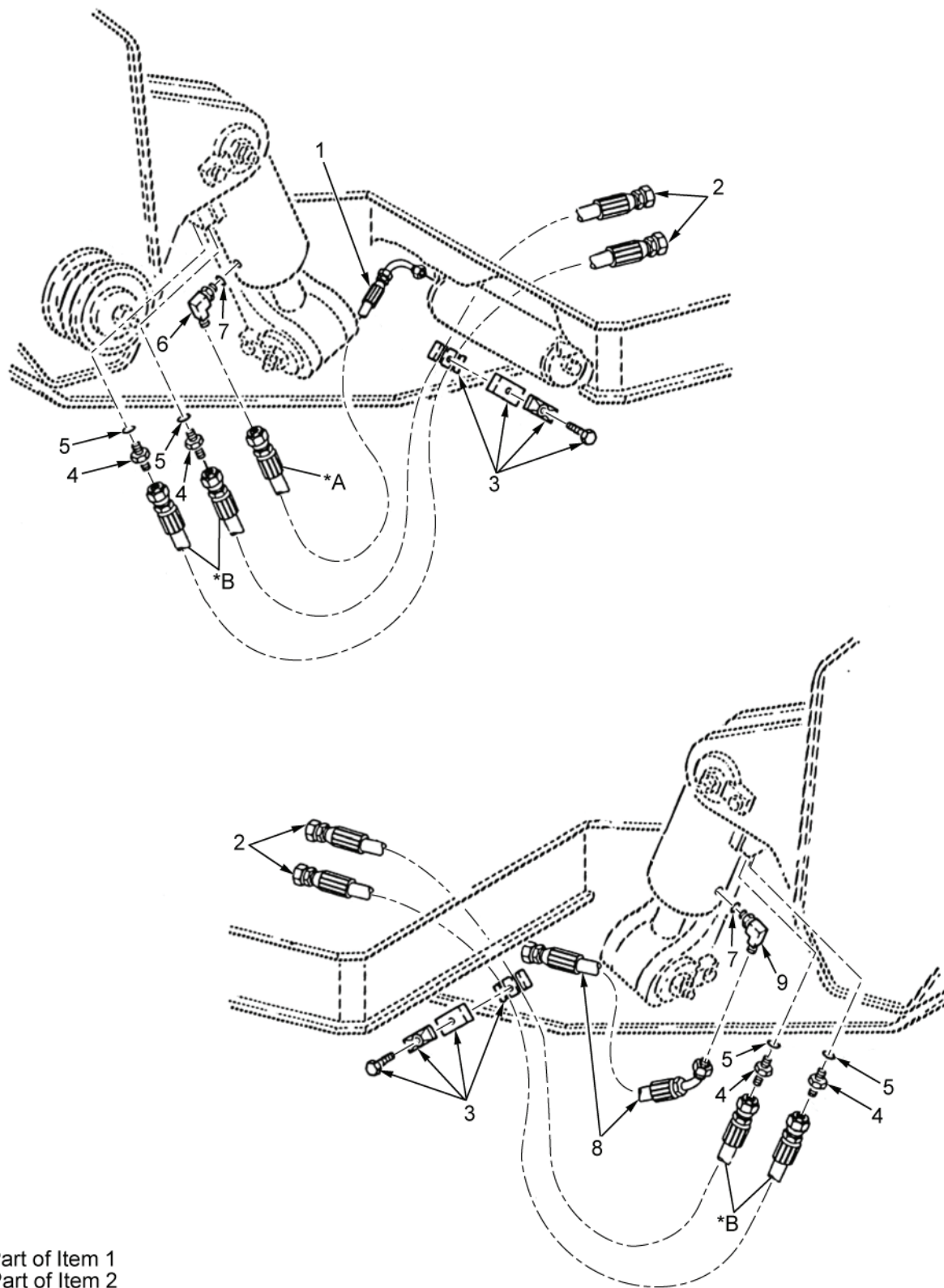


---

FIELD MAINTENANCE

GROUP 2406 STRAINERS, FILTERS, LINES, FITTINGS, ETC.

---



HETP289

Figure 77. Gooseneck Cylinder Hydraulics.

(1) ITEM NO.	(2) SMR CODE	(3) NSN	(4) CAGEC	(5) PART NUMBER	(6) DESCRIPTION AND USABLE ON CODE (UOC)	(7) QTY
					GROUP 2406	
					FIGURE 77. GOOSENECK CYLINDER HYDRAULICS	
1	PAFZZ	4720-01-522-4354	98255	SW32576-5	HOSE ASSEMBLY,NONME	1
2	PAFZZ	4720-01-541-4298	87373	F7010606101010-68	HOSE ASSEMBLY,NONME	4
3	PAFZZ	5340-01-332-6636	53790	SP4285/285-D-PP- GD-AS	CLAMP,BLOCK	2
4	PAFZZ	4730-00-186-3845	81313	10-8 070120CA	ADAPTER,STRAIGHT,TU	4
5	PAFZZ	5331-00-808-0794	81343	MS28778-8	O-RING	4
6	PAFZZ	4730-01-077-4889	81343	10-12 070220C	ELBOW,TUBE TO BOSS	1
7	PAFZZ	5331-00-251-8839	81343	MS28778-12	O-RING	2
8	PAFZZ	4720-01-541-9132	87373	F77C0637121212-49	HOSE ASSEMBLY,NONME	1
9	PAFZZ	4730-01-029-4193	81343	12-12 070220C	ELBOW,TUBE TO BOSS	1

END OF FIGURE



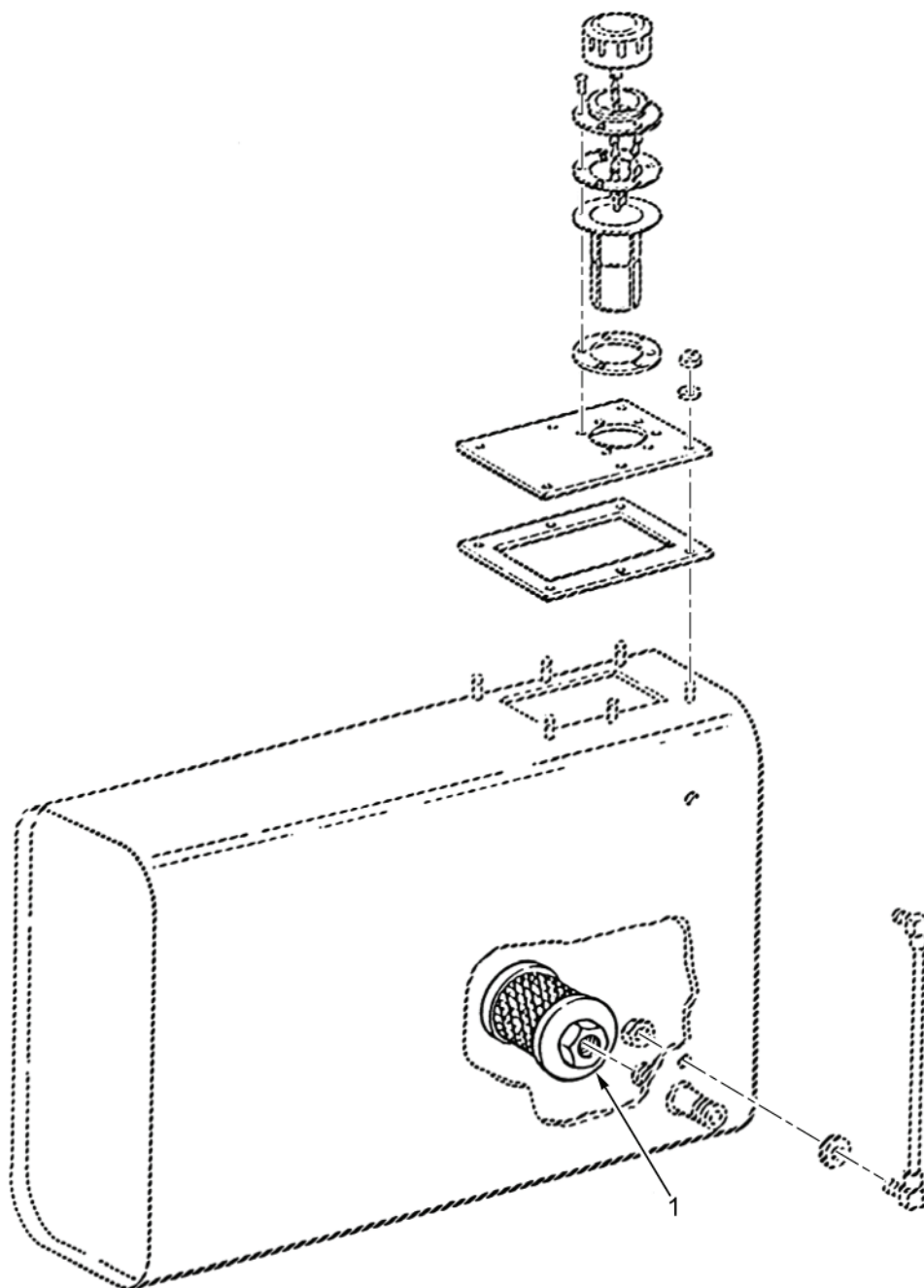


---

FIELD MAINTENANCE

GROUP 2406 STRAINERS, FILTERS, LINES, FITTINGS, ETC.

---



HETP290

Figure 78. Hydraulic Tank Filter.

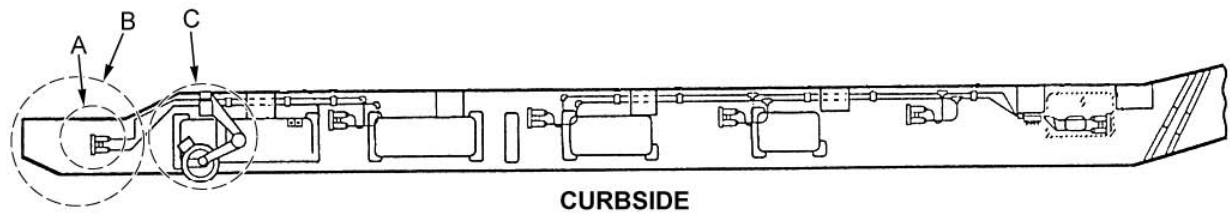
(1) ITEM NO.	(2) SMR CODE	(3) NSN	(4) CAGEC	(5) PART NUMBER	(6) DESCRIPTION AND USABLE ON CODE (UOC)	(7) QTY
					GROUP 2406	FIGURE 78. HYDRAULIC TANK FILTER
1	PAFZZ	4730-01-094-3877	55524	10-1-100RV3	STRAINER,SUCTION	1

END OF FIGURE



## FIELD MAINTENANCE

## GROUP 2406 STRAINERS, FILTERS, LINES, FITTINGS, ETC.



A

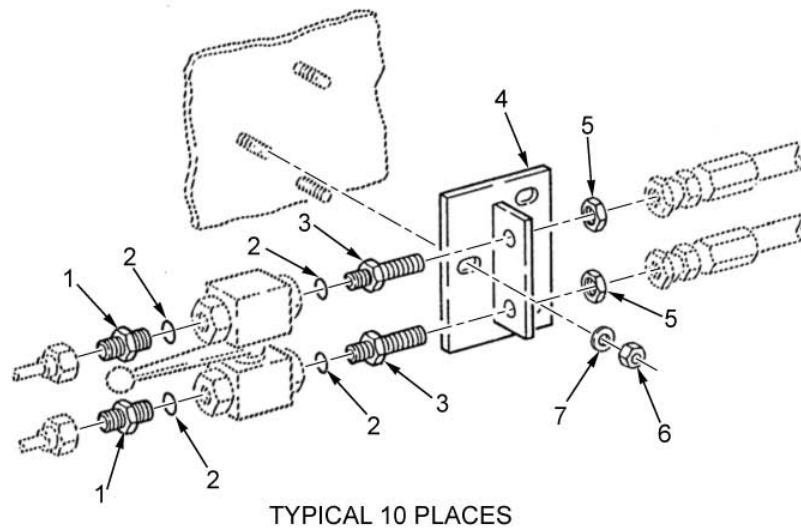
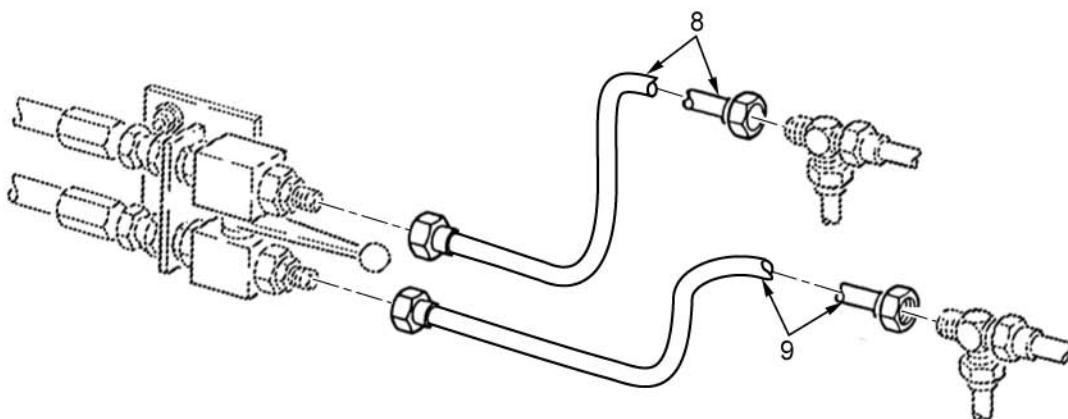


Figure 79. Platform Suspension Hydraulics (Sheet 1 of 2).

HETP291

B



C

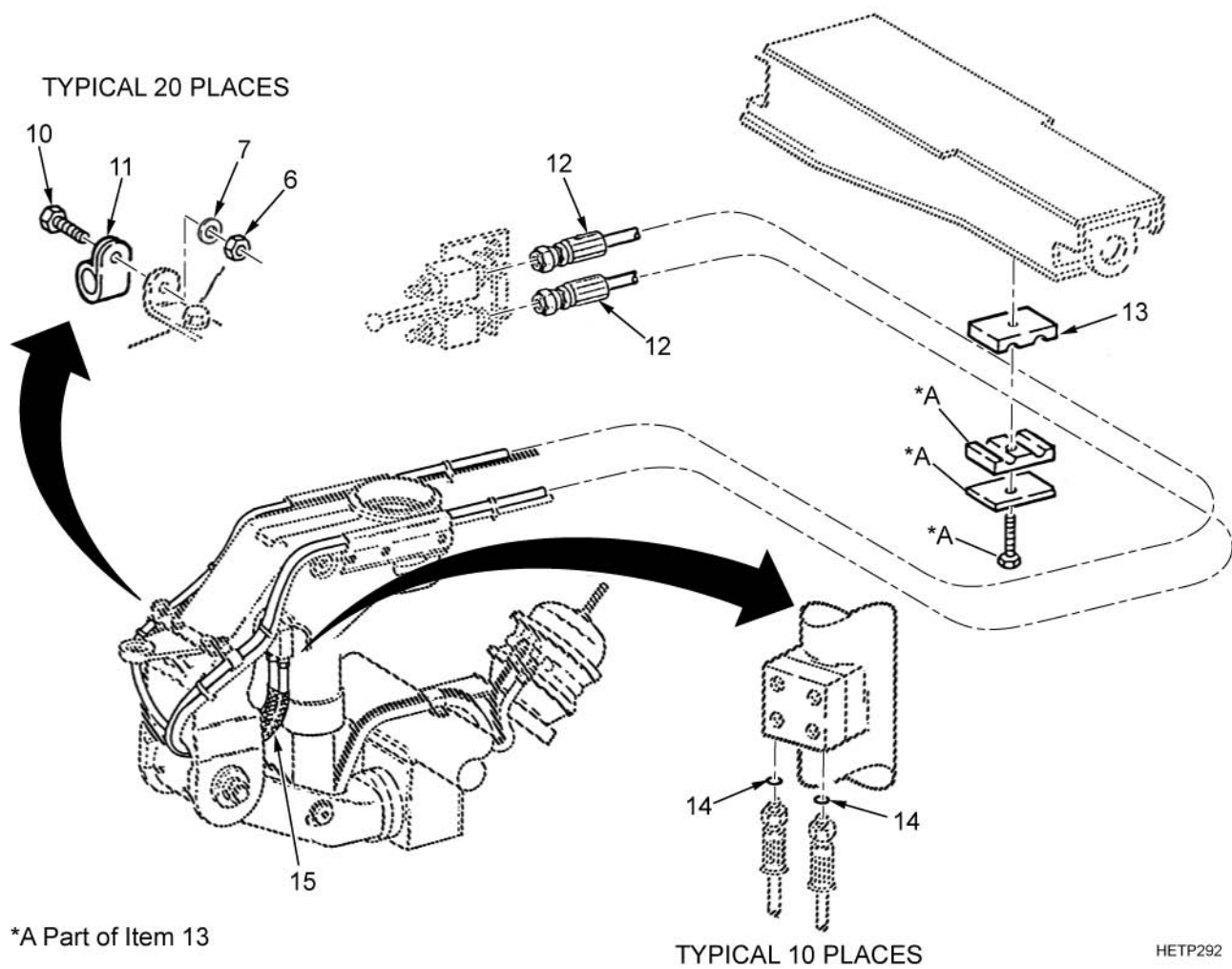


Figure 79. Platform Suspension Hydraulics (Sheet 2 of 2).

(1) ITEM NO.	(2) SMR CODE	(3) NSN	(4) CAGEC	(5) PART NUMBER	(6) DESCRIPTION AND USABLE ON CODE (UOC)	(7) QTY
					GROUP 2406	
					FIGURE 79. PLATFORM SUSPENSION HYDRAULIC	
1	PAFZZ	4730-01-096-9138	96906	MS39324-12-10	ADAPTER,STRAIGHT,TU	2
2	PAFZZ	5331-00-108-5691	81343	MS28778-10	O-RING	4
3	PAFZZ	4730-00-979-5891	96906	MS51520A10	ADAPTER,STRAIGHT,TU	2
4	PAFZZ	5340-01-358-5592	98255	SW32638	BRACKET,T	1
5	PAFZZ	5310-00-880-7746	96906	MS51968-5	NUT,PLAIN,HEXAGON	2
6	PAFZZ	5310-00-087-4652	81349	M45913/1-6CG5C	NUT,SELF-LOCKING HE	5
7	PAFZZ	5310-01-280-5796	96906	MS27183-57	WASHER,FLAT	5
8	PAFZZ	4710-01-357-8832	98255	SW32683	TUBE ASSEMBLY,METAL	1
9	PAFZZ	4710-01-359-5061	98255	SW32681	TUBE ASSEMBLY,METAL	1
10	PAFZZ	5305-00-269-3211	80205	MS90725-60	SCREW,CAP,HEXAGON H	1
11	PAFZZ	5340-01-249-8683	01276	900729-23	CLAMP,LOOP	1
12	PAFZZ	4720-01-451-9376	87373	F7010506081008-138	HOSE ASSEMBLY,NONME	2
13	PAFZZ	5340-01-474-6089	53790	SP3254/254-D-PA- GD-AS	CLAMP,LOOP	1
14	PAFZZ	5331-00-808-0794	81343	MS28778-8	O-RING	2
15	MFFZZ		98441	AS-B-27	GUARD,HOSE-TUBING MAKE FROM P/N AS-B-27 AS REQUIRED	1

END OF FIGURE





---

FIELD MAINTENANCE

GROUP 2406 STRAINERS, FILTERS, LINES, FITTINGS, ETC.

---

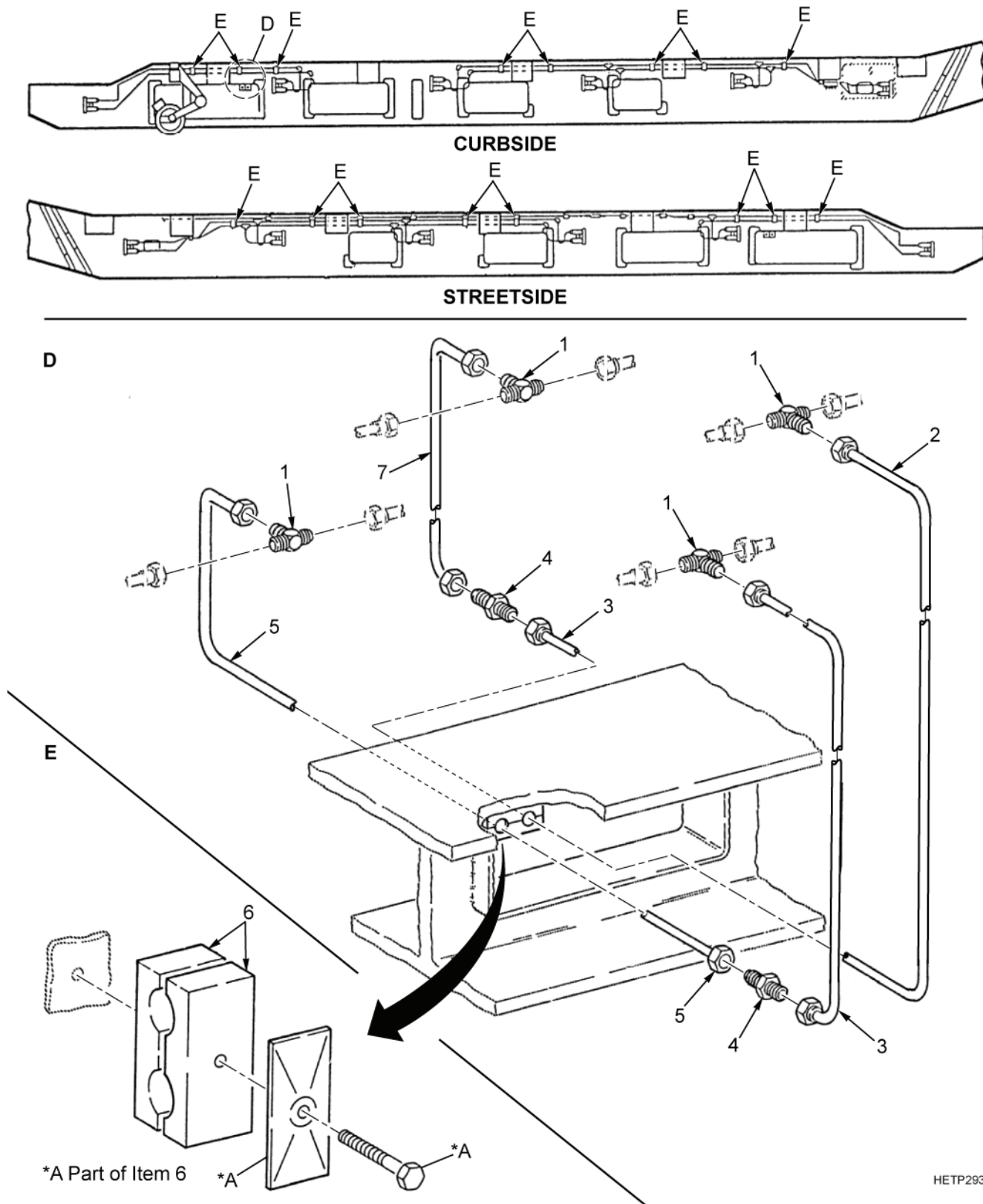


Figure 80. Platform Suspension Hydraulics (Detail D and E).

(1) ITEM NO.	(2) SMR CODE	(3) NSN	(4) CAGEC	(5) PART NUMBER	(6) DESCRIPTION AND USABLE ON CODE (UOC)	(7) QTY
					GROUP 2406	
					FIGURE 80. PLATFORM SUSPENSION HYDRAULICS (DETAILS D AND E)	
1	PAFZZ	4730-00-467-2597	96906	MS51510A12	TEE,TUBE	4
2	PAFZZ	4710-01-357-8828	98255	SW32677	TUBE ASSEMBLY,METAL	1
3	PAFZZ	4710-01-357-8829	98255	SW32678	TUBE ASSEMBLY,METAL	1
4	PAFZZ	4730-00-849-7155	96906	MS51501A12	NIPPLE,TUBE	2
5	PAFZZ	4710-01-357-8830	98255	SW32679	TUBE ASSEMBLY,METAL	1
6	PAFZZ	5340-01-333-4612	53790	SPDS3190/190-PA- GD-AS	CLAMP,BLOCK	17
7	PAFZZ	4710-01-357-8831	98255	SW32680	TUBE ASSEMBLY,METAL	1

END OF FIGURE

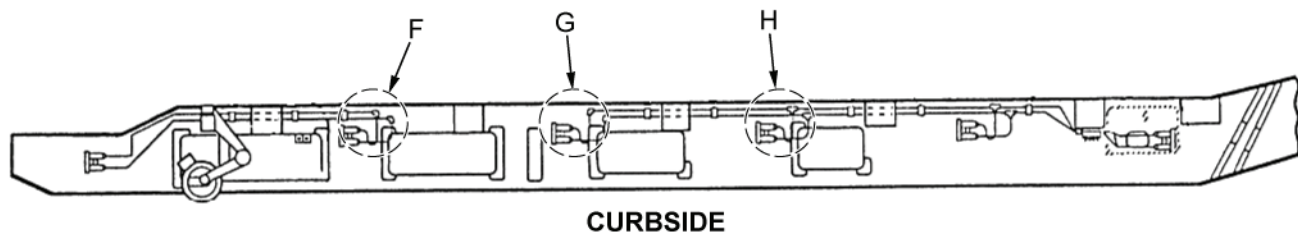


---

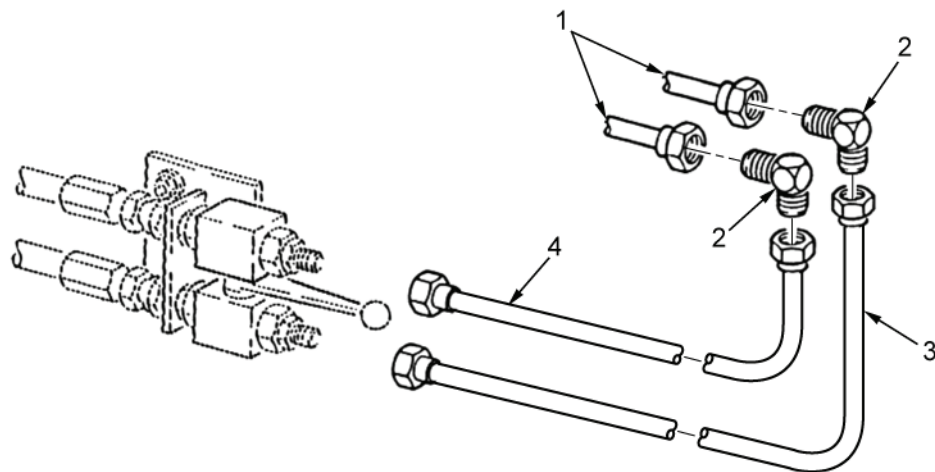
FIELD MAINTENANCE

GROUP 2406 STRAINERS, FILTERS, LINES, FITTINGS, ETC.

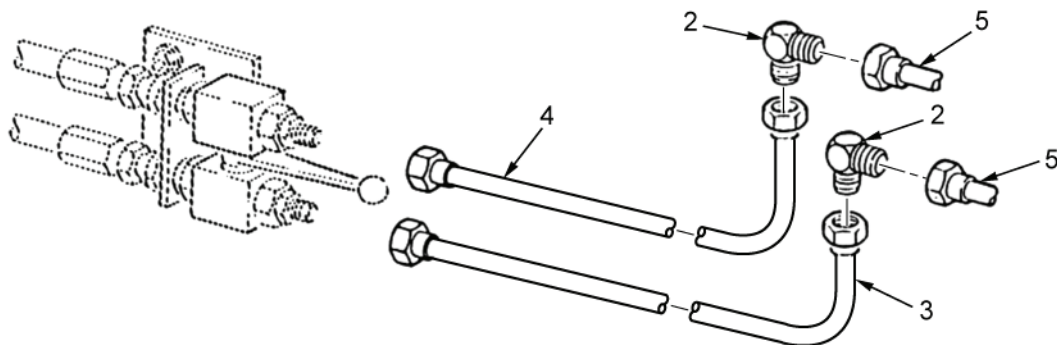
---



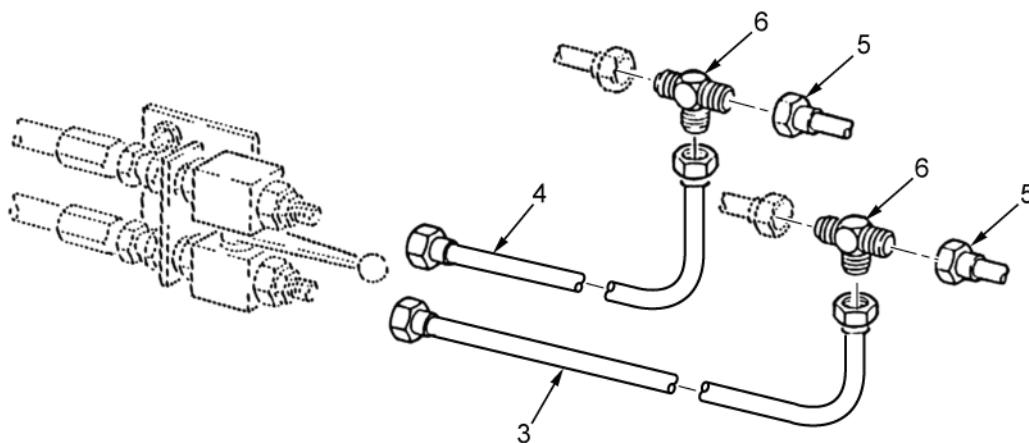
F



G



H



HETP294

Figure 81. Platform Suspension Hydraulics (Details F, G, and H).

(1) ITEM NO.	(2) SMR CODE	(3) NSN	(4) CAGEC	(5) PART NUMBER	(6) DESCRIPTION AND USABLE ON CODE (UOC)	(7) QTY
					GROUP 2406	
					FIGURE 81. PLATFORM SUSPENSION HYDRAULICS (DETAILS F, G, AND H)	
1	PAFZZ	4710-01-357-8824	98255	SW32673	TUBE ASSEMBLY,METAL	2
2	PAFZZ	4730-00-834-4521	96906	MS51505A12	ELBOW,TUBE	4
3	PAFZZ	4710-01-357-8822	98255	SW32671	TUBE ASSEMBLY,METAL	3
4	PAFZZ	4710-01-357-8821	98255	SW32670	TUBE ASSEMBLY,METAL	3
5	PAFZZ	4710-01-357-8823	98255	SW32672	TUBE ASSEMBLY,METAL	4
6	PAFZZ	4730-00-467-2597	96906	MS51510A12	TEE,TUBE	2

END OF FIGURE



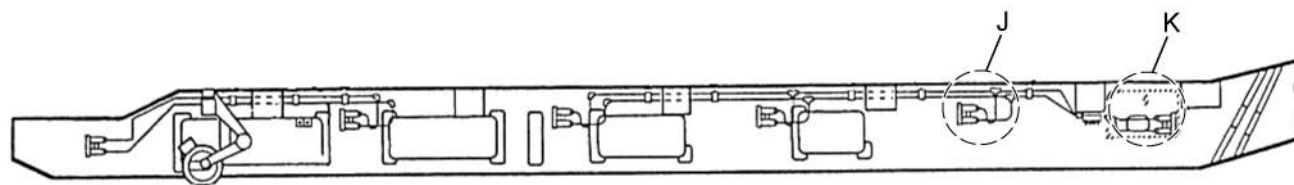


---

FIELD MAINTENANCE

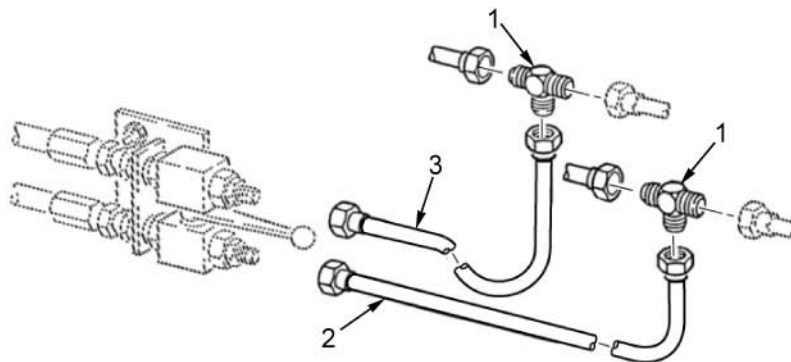
GROUP 2406 STRAINERS, FILTERS, LINES, FITTINGS, ETC.

---

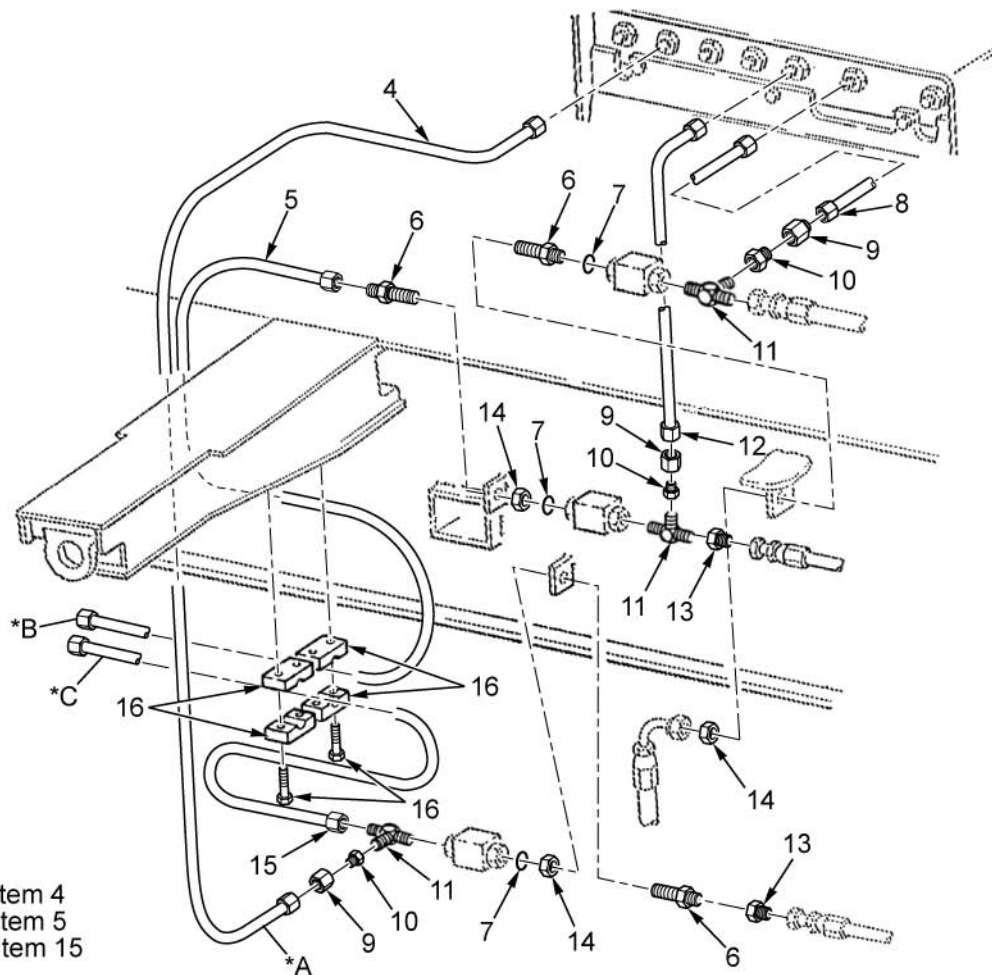


## CURBSIDE

J



K



- \*A Part of Item 4
- \*B Part of Item 5
- \*C Part of Item 15

HETP0295

Figure 82. Platform Suspension Hydraulics (Details J and K).

(1) ITEM NO.	(2) SMR CODE	(3) NSN	(4) CAGEC	(5) PART NUMBER	(6) DESCRIPTION AND USABLE ON CODE (UOC)	(7) QTY
					GROUP 2406	
					FIGURE 82. PLATFORM SUSPENSION HYDRAULICS (DETAILS J AND K)	
1	PAFZZ	4730-00-467-2597	96906	MS51510A12	TEE,TUBE	2
2	PAFZZ	4710-01-357-8822	98255	SW32671	TUBE ASSEMBLY,METAL	1
3	PAFZZ	4710-01-357-8821	98255	SW32670	TUBE ASSEMBLY,METAL	1
4	PAFZZ	4710-01-373-0195	98255	SW33655	TUBE ASSEMBLY,METAL	1
5	PAFZZ	4710-01-357-8825	98255	SW32674	TUBE ASSEMBLY,METAL	1
6	PAFZZ	4730-00-933-0816	96906	MS51520A12	ADAPTER,STRAIGHT,TU	3
7	PAFZZ	5331-00-251-8839	81343	MS28778-12	O-RING	3
8	PAFZZ	4710-01-373-0198	98255	SW33656	TUBE ASSEMBLY,METAL	1
9	PAFZZ	4730-00-858-3493	01276	1290-12S	NUT,TUBE,COUPLING	3
10	PAFZZ	4730-00-274-4692	01276	221501-12-6S	REDUCER,TUBE	3
11	PAFZZ	4730-01-212-5776	96906	MS51530A12S	TEE,TUBE TO BOSS	3
12	PAFZZ	4710-01-372-8291	98255	SW33651	TUBE ASSEMBLY,METAL	1
13	PAFZZ	4730-01-012-1674	96906	MS39323-12-10	REDUCER,TUBE	2
14	PAFZZ	4730-01-093-8464	96906	MS51860-58	LOCKNUT,TUBE,FITTIN	3
15	PAFZZ	4710-01-357-8827	98255	SW32676	TUBE ASSEMBLY,METAL	1
16	PAFZZ	5340-01-332-7470	53790	319 PA DP-AS UW3-K	CLAMP,BLOCK	2

END OF FIGURE



---

FIELD MAINTENANCE

GROUP 2406 STRAINERS, FILTERS, LINES, FITTINGS, ETC.

---

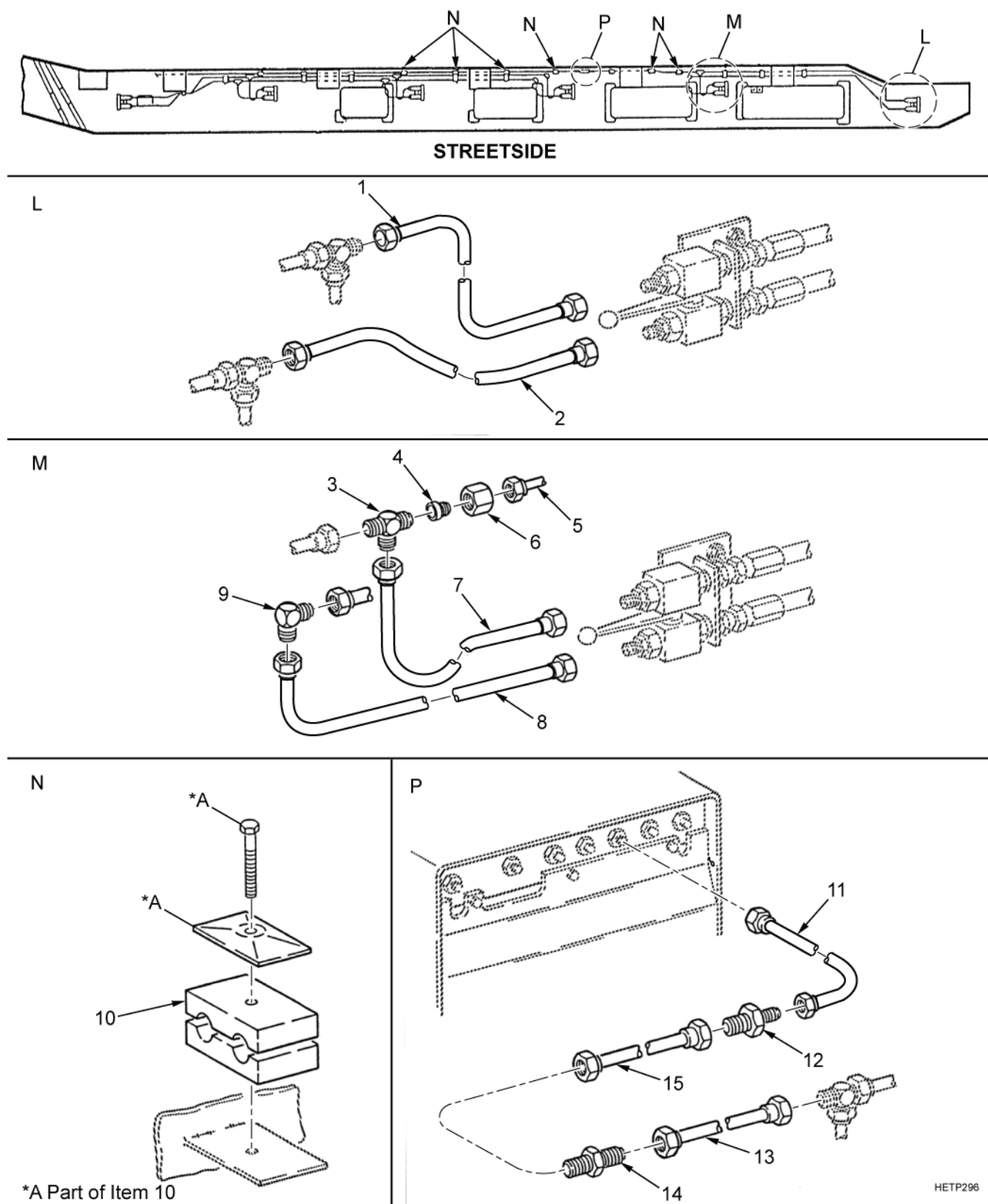


Figure 83. Platform Suspension Hydraulics (Details L, M, N, and P).

(1) ITEM NO.	(2) SMR CODE	(3) NSN	(4) CAGEC	(5) PART NUMBER	(6) DESCRIPTION AND USABLE ON CODE (UOC)	(7) QTY
					GROUP 2406	
					FIGURE 83. PLATFORM SUSPENSION HYDRAULICS (DETAILS L, M, N, AND P)	
1	PAFZZ	4710-01-359-2954	98255	SW32684	TUBE ASSEMBLY,METAL	1
2	PAFZZ	4710-01-359-2953	98255	SW32682	TUBE ASSEMBLY,METAL	1
3	PAFZZ	4730-00-467-2597	96906	MS51510A12	TEE,TUBE	1
4	PAFZZ	4730-00-675-9216	30780	12-8TRBTX-S	REDUCER,TUBE	1
5	PAFZZ	4710-01-357-8824	98255	SW32673	TUBE ASSEMBLY,METAL	2
6	PAFZZ	4730-00-858-3493	01276	1290-12S	NUT,TUBE,COUPLING	1
7	PAFZZ	4710-01-357-8820	98255	SW32669	TUBE ASSEMBLY,METAL	1
8	PAFZZ	4710-01-357-8822	98255	SW32671	TUBE ASSEMBLY,METAL	1
9	PAFZZ	4730-00-834-4521	96906	MS51505A12	ELBOW,TUBE	1
10	PAFZZ	4030-01-337-0389	53790	DS2127/127-PA- GD-AS	CLAMP,WIRE ROPE,BOL	1
11	PAFZZ	4710-01-372-9266	98255	SW33653	TUBE ASSEMBLY,METAL	1
12	PAFZZ	4730-01-179-2472	81343	8-6 070101CA	REDUCER,TUBE	1
13	PAFZZ	4710-01-359-5066	98255	SW32717	TUBE ASSEMBLY,METAL	1
14	PAFZZ	4730-01-242-2840	81343	SAE J514 8-8 07010CA	NIPPLE,TUBE	1
15	PAFZZ	4710-01-359-2955	98255	SW32716	TUBE ASSEMBLY,METAL	1

END OF FIGURE



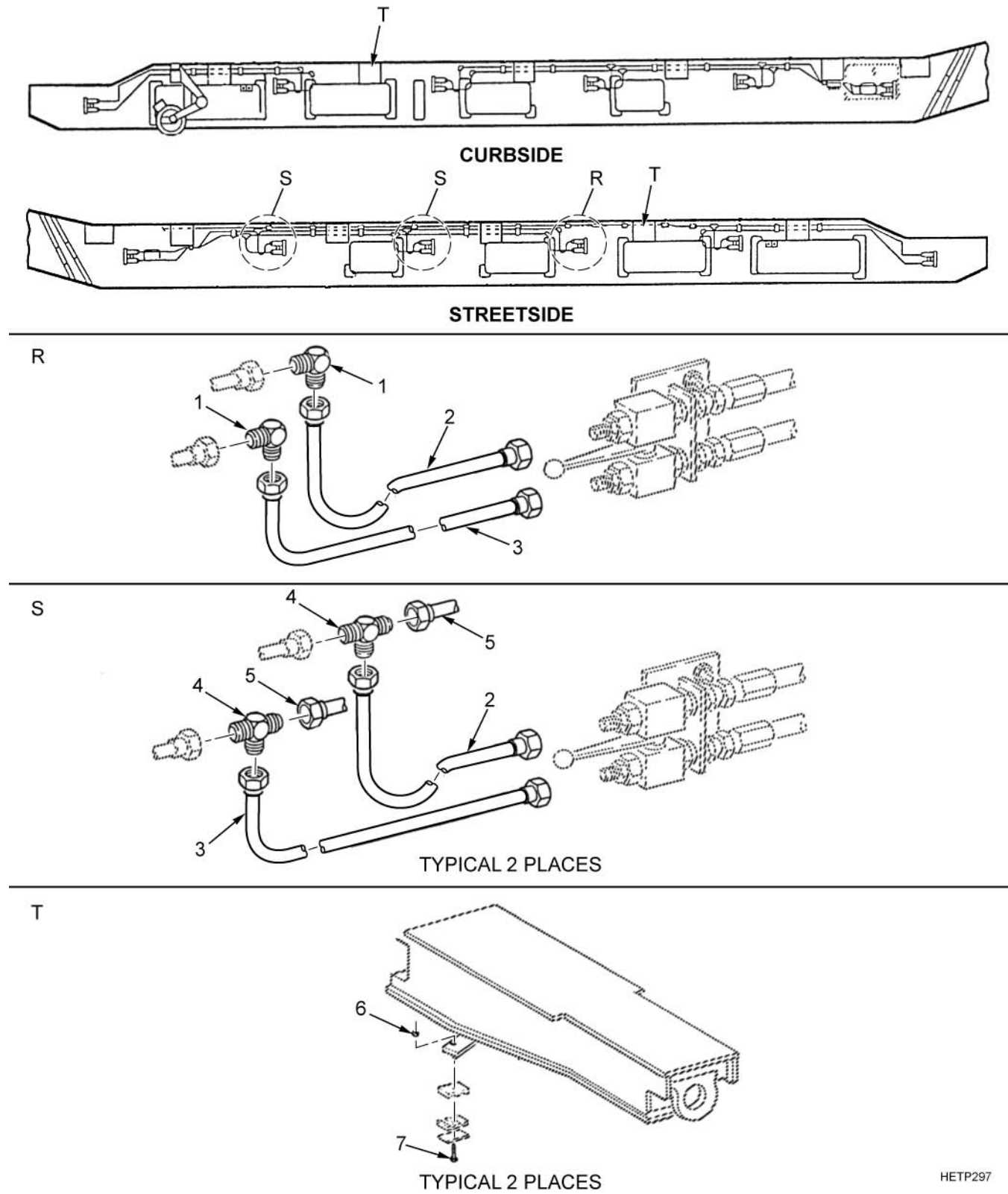


---

FIELD MAINTENANCE

GROUP 2406 STRAINERS, FILTERS, LINES, FITTINGS, ETC.

---



HETP297

Figure 84. Platform Suspension Hydraulics (Details R, S, and T).

(1) ITEM NO.	(2) SMR CODE	(3) NSN	(4) CAGEC	(5) PART NUMBER	(6) DESCRIPTION AND USABLE ON CODE (UOC)	(7) QTY
					GROUP 2406	
					FIGURE 84. PLATFORM SUSPENSION HYDRAULICS (DETAILS R, S, AND T)	
1	PAFZZ	4730-00-834-4521	96906	MS51505A12	ELBOW,TUBE	2
2	PAFZZ	4710-01-357-8820	98255	SW32669	TUBE ASSEMBLY,METAL	2
3	PAFZZ	4710-01-357-8822	98255	SW32671	TUBE ASSEMBLY,METAL	2
4	PAFZZ	4730-00-467-2597	96906	MS51510A12	TEE,TUBE	2
5	PAFZZ	4710-01-357-8823	98255	SW32672	TUBE ASSEMBLY,METAL	2
6	PAFZZ	5310-00-984-3806	81349	M45913/1-5CG5C	NUT,SELF-LOCKING,HE	1
7	PAFZZ	5305-00-225-8507	80205	MS90725-43	SCREW,CAP,HEXAGON H	1

END OF FIGURE



---

FIELD MAINTENANCE

GROUP 2406 STRAINERS, FILTERS, LINES, FITTINGS, ETC.

---

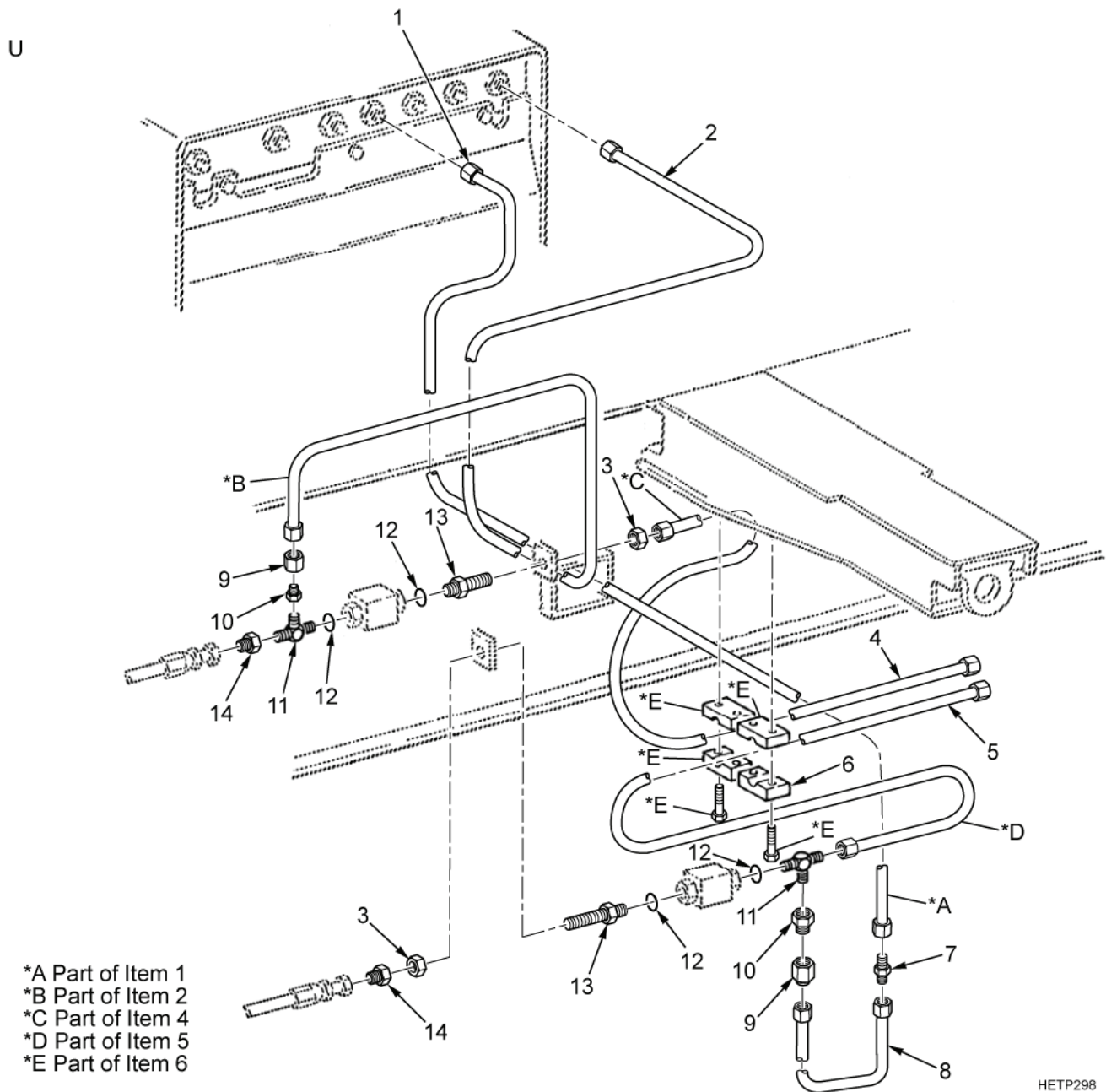
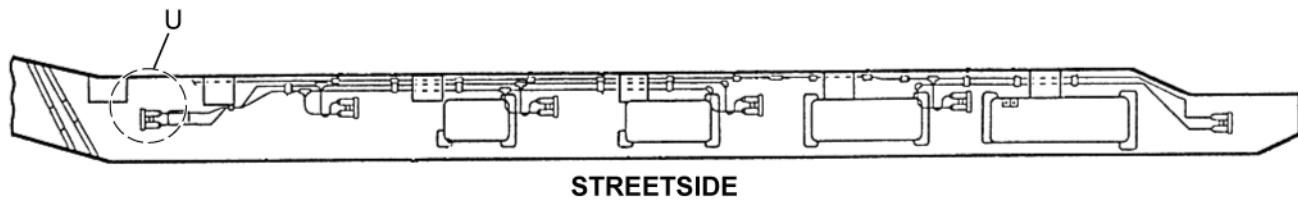


Figure 85. Platform Suspension Hydraulics (Detail U).

(1) ITEM NO.	(2) SMR CODE	(3) NSN	(4) CAGEC	(5) PART NUMBER	(6) DESCRIPTION AND USABLE ON CODE (UOC)	(7) QTY
					GROUP 2406	
					FIGURE 85. PLATFORM SUSPENSION HYDRAULICS (DETAIL U)	
1	PAFZZ	4710-01-357-8833	98255	SW33654	TUBE ASSEMBLY,METAL	1
2	PAFZZ	4710-01-373-2896	98255	SW33650	TUBE ASSEMBLY,METAL	1
3	PAFZZ	4730-01-093-8464	96906	MS51860-58	LOCKNUT, TUBE,FITTIN	2
4	PAFZZ	4710-01-357-8825	98255	SW32674	TUBE ASSEMBLY,METAL	1
5	PAFZZ	4710-01-357-8826	98255	SW32675	TUBE ASSEMBLY,METAL	1
6	PAFZZ	5340-01-332-7470	53790	319 PA DP-AS UW3-K	CLAMP,BLOCK	2
7	PAFZZ	4730-00-781-6089	96906	MS51501A6S	NIPPLE,TUBE	1
8	PAFZZ	4710-01-357-8835	98255	SW32896	TUBE ASSEMBLY,METAL	1
9	PAFZZ	4730-00-858-3493	01276	1290-12S	NUT, TUBE,COUPLING	2
10	PAFZZ	4730-00-274-4692	01276	221501-12-6S	REDUCER,TUBE	2
11	PAFZZ	4730-01-212-5776	96906	MS51530A12S	TEE;TUBE TO BOSS	2
12	PAFZZ	5331-00-251-8839	81343	MS28778-12	O-RING	4
13	PAFZZ	4730-00-933-0816	96906	MS51520A12	ADAPTER,STRAIGHT,TU	2
14	PAFZZ	4730-01-012-1674	96906	MS39323-12-10	REDUCER,TUBE	2

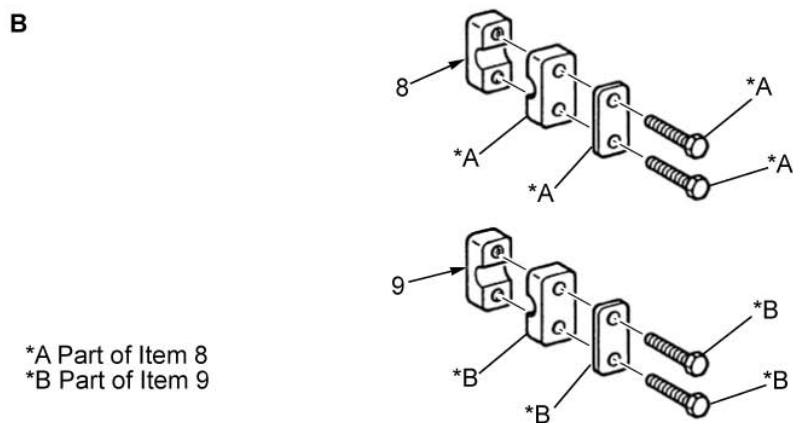
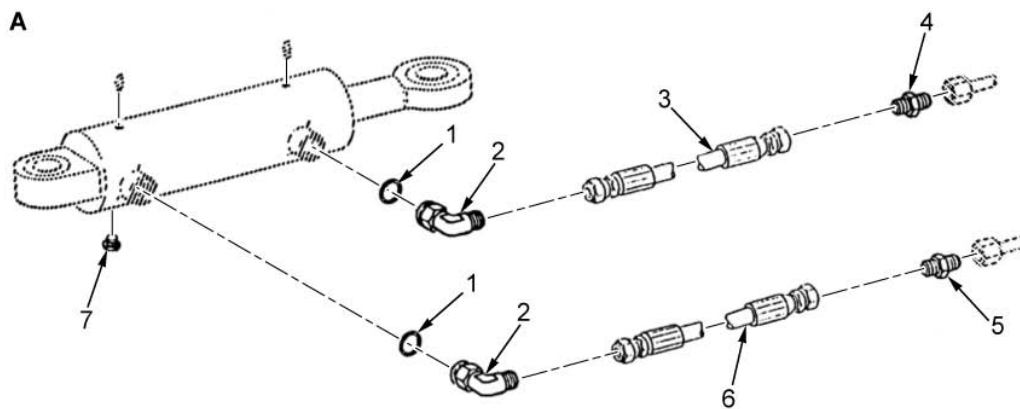
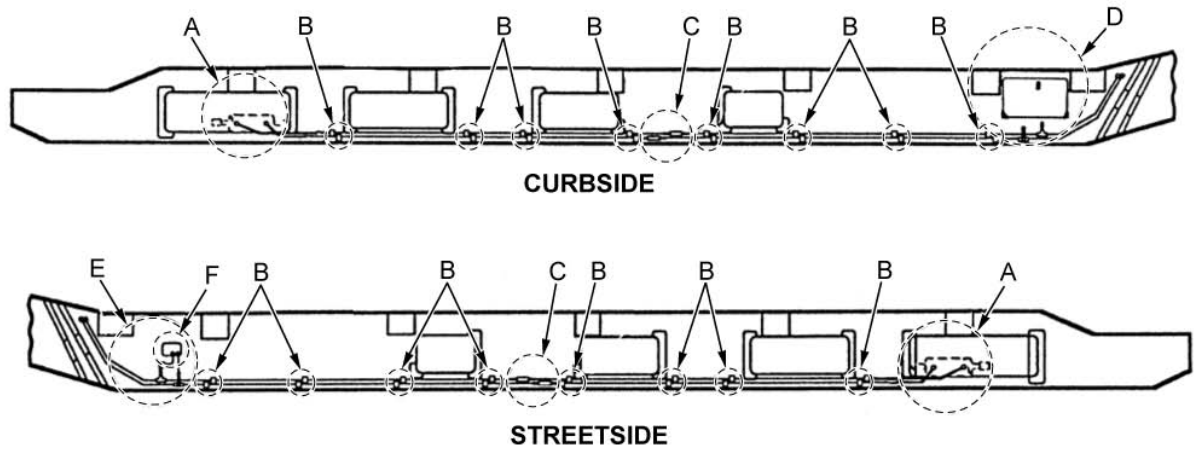
END OF FIGURE





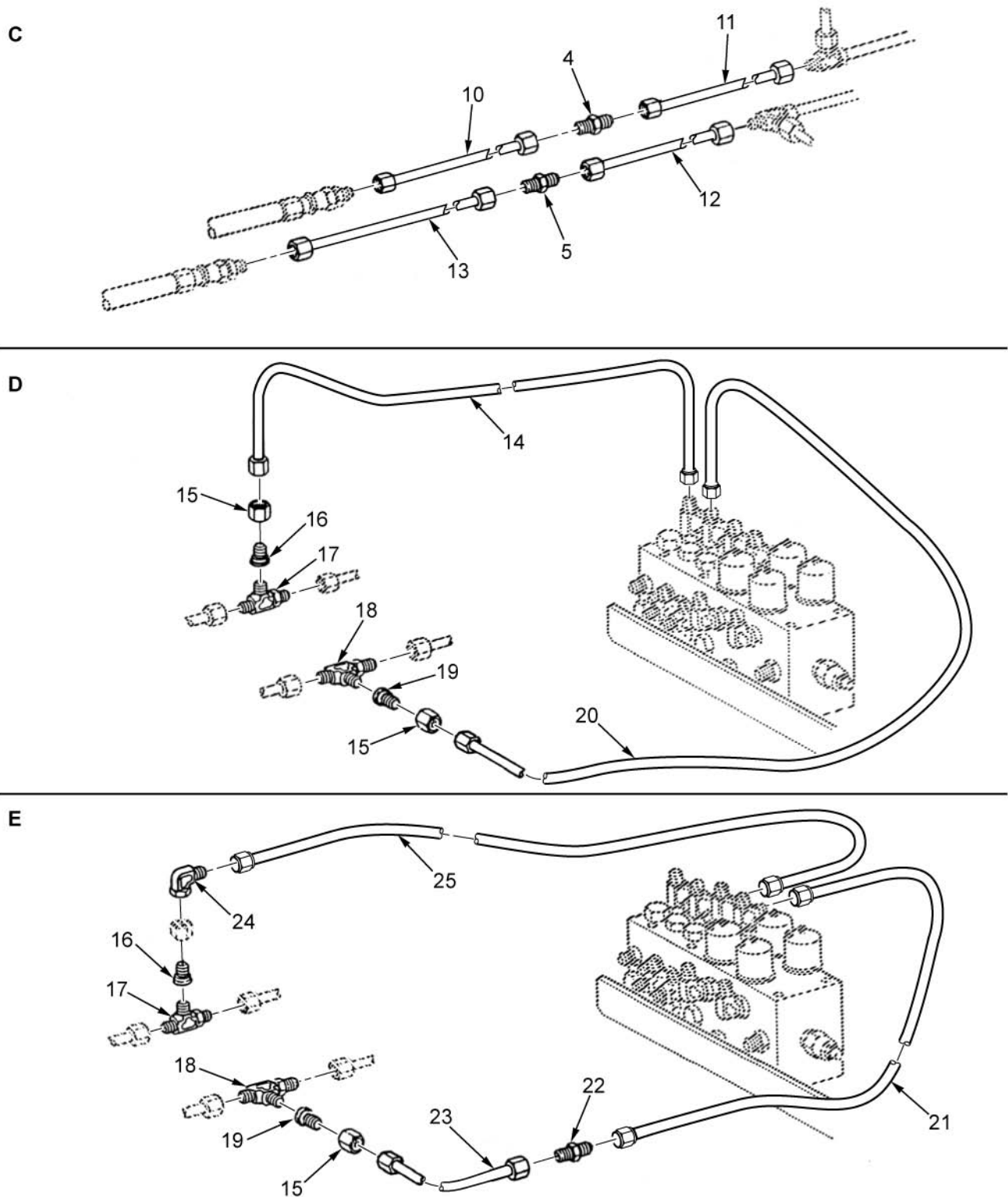
FIELD MAINTENANCE

GROUP 2406 STRAINERS, FILTERS, LINES, FITTINGS, ETC.



HETP299

Figure 86. Platform Steering Hydraulics (Sheet 1 of 2).



HETP300

Figure 86. Platform Steering Hydraulics (Sheet 2 of 2).

(1) ITEM NO.	(2) SMR CODE	(3) NSN	(4) CAGEC	(5) PART NUMBER	(6) DESCRIPTION AND USABLE ON CODE (UOC)	(7) QTY
					GROUP 2406	
					FIGURE 86. PLATFORM STEERING HYDRAULICS	
1	PAFZZ	5331-00-251-8839	81343	MS28778-12	O-RING	4
2	PAFZZ	4730-01-029-4193	81343	12-12 070220C	ELBOW,TUBE TO BOSS	4
3	PAFZZ	4720-01-541-8080	87373	F3810606121212-20.5	NOSE ASSEMBLY,NONME	2
4	PAFZZ	4730-00-849-7155	96906	MS51501A12	NIPPLE,TUBE	4
5	PAFZZ	4730-00-954-1271	96906	MS51501A10	NIPPLE,TUBE	4
6	PAFZZ	4720-01-541-3912	87373	F3010606101210-34.5	HOSE ASSEMBLY,NONME	2
7	PAFZZ	4730-00-083-6903	96906	MS14304-6J02	PLUG,PIPE	4
8	PAFZZ	5340-01-334-8642	53790	2160-PA-DP-AS	CLAMP,BLOCK	16
9	PAFZZ	5340-01-332-7470	53790	319 PA DP-AS UW3-K	CLAMP,BLOCK	16
10	PAFZZ	4710-01-324-9431	98255	SW29814	TUBE ASSEMBLY,METAL	2
11	PAFZZ	4710-01-324-9435	98255	SW29811	TUBE ASSEMBLY,METAL	2
12	PAFZZ	4710-01-323-6063	98255	SW29812	TUBE ASSEMBLY,METAL	2
13	PAFZZ	4710-01-324-9430	98255	SW29813	TUBE ASSEMBLY,METAL	2
14	PAFZZ	4710-01-372-8292	98255	SW33646	TUBE ASSEMBLY,METAL	1
15	PAFZZ	4730-00-976-0981	01276	1290-10S	NUT,TUBE,COUPLING	2
16	PAFZZ	4730-00-999-9830	96906	MS51534B10-6	REDUCER,TUBE	2
17	PAFZZ	4730-00-784-2633	96906	MS51510A10	TEE,TUBE	2
18	PAFZZ	4730-00-467-2597	96906	MS51510A12	TEE,TUBE	2
19	PAFZZ	4730-00-274-4692	01276	221501-12-6S	REDUCER,TUBE	2
20	PAFZZ	4710-01-373-0196	98255	SW33647	TUBE ASSEMBLY,METAL	1
21	PAFZZ	4710-01-372-8289	98255	SW33648	TUBE ASSEMBLY,METAL	1
22	PAFZZ	4730-00-781-6089	96906	MS51501A6S	NIPPLE,TUBE	1
23	PAFZZ	4710-01-357-8834	98255	SW32895	TUBE ASSEMBLY,METAL	1
24	PAFZZ	4730-01-223-0529	96906	MS51521B6Z	ELBOW,TUBE	1
25	PAFZZ	4710-01-372-8290	98255	SW33649	TUBE ASSEMBLY,METAL	1

END OF FIGURE

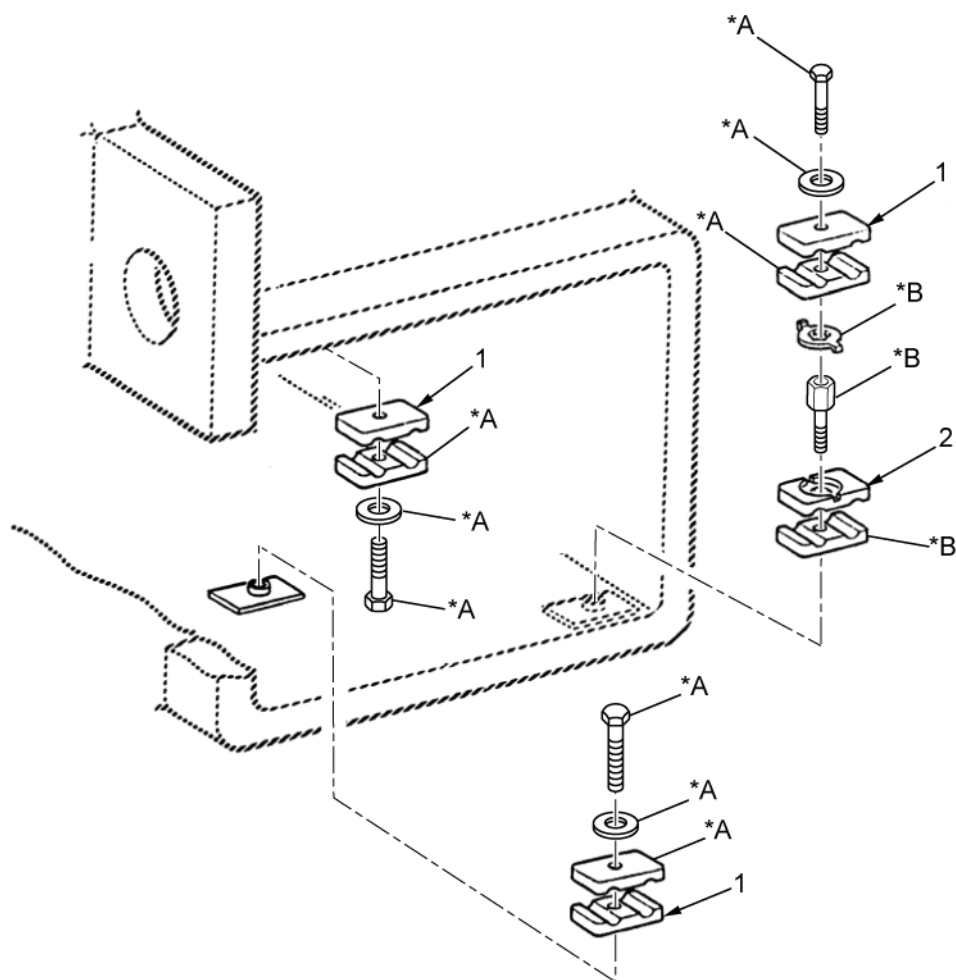


---

FIELD MAINTENANCE

GROUP 2406 STRAINERS, FILTERS, LINES, FITTINGS, ETC.

---



\*A Part of Item 1  
\*B Part of Item 2

HETP301

Figure 87. Platform Steering Hydraulics (Detail F).

(1) ITEM NO.	(2) SMR CODE	(3) NSN	(4) CAGEC	(5) PART NUMBER	(6) DESCRIPTION AND USABLE ON CODE (UOC)	(7) QTY
					GROUP 2406	
					FIGURE 87. PLATFORM STEERING HYDRAULICS (DETAIL F)	
1	PAFZZ	5340-01-332-7468	53790	DS1095/095-PA- US-AS	CLAMP,BLOCK	3
2	PAFZZ	4030-01-337-3971	53790	1095/095PA-AF-S1	CLAMP,WIRE ROPE,BOL	1

END OF FIGURE

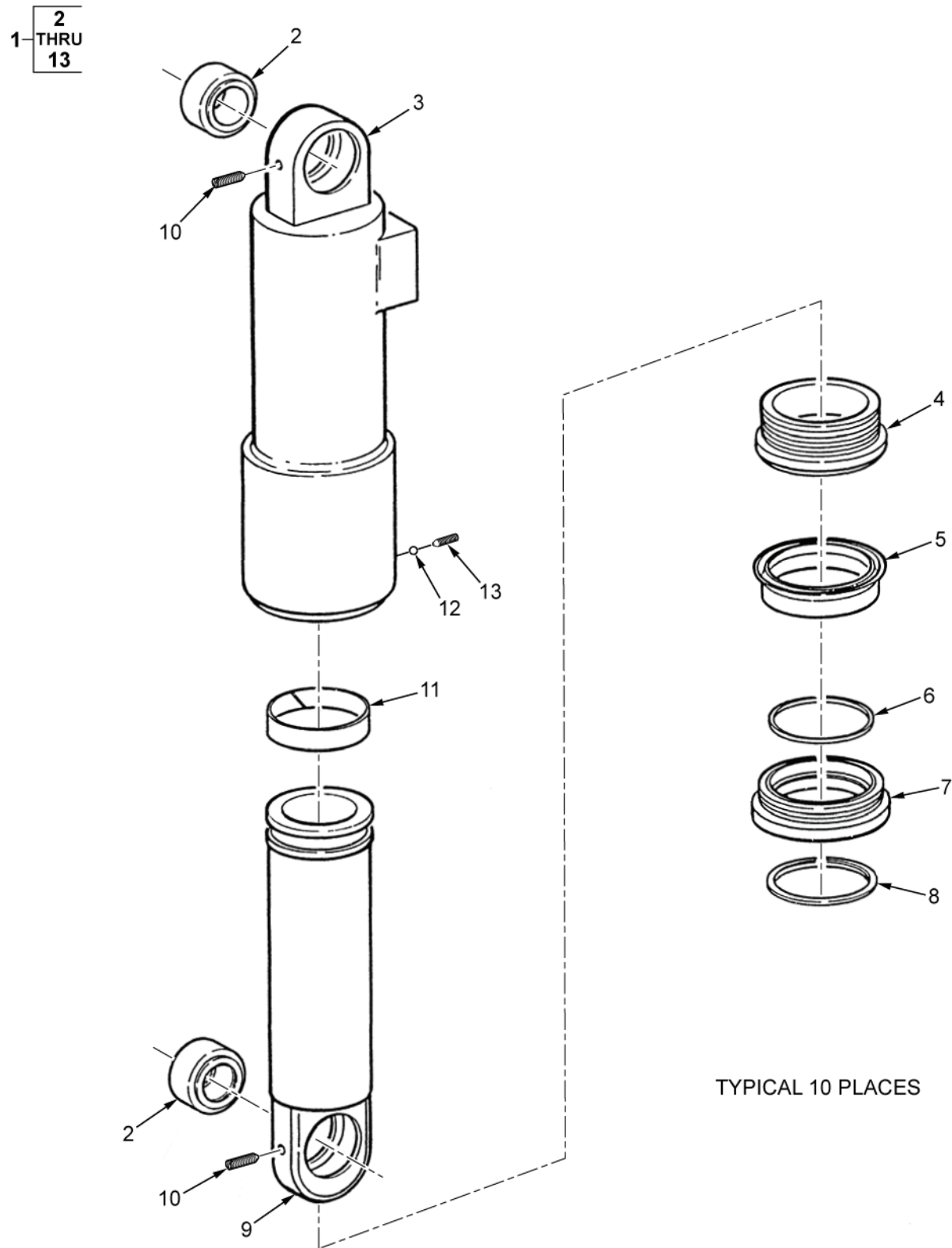




---

SUSTAINMENT MAINTENANCE  
GROUP 2407 HYDRAULIC CYLINDERS

---



HETP302

Figure 88. Hydraulic Cylinders.

(1) ITEM NO.	(2) SMR CODE	(3) NSN	(4) CAGEC	(5) PART NUMBER	(6) DESCRIPTION AND USABLE ON CODE (UOC)	(7) QTY
					GROUP 2407	
					FIGURE 88. HYDRAULIC CYLINDERS	
1	PBFHH	3040-01-324-9392	13829	377 6311 005	CYLINDER ASSEMBLY, A (P/N SW34209-2) REPLACES P/N 377 6311 004	1
2	PAHZZ	3120-01-324-8321	13829	391 0484 025	.BUSHING, SLEEVE	2
3	XAHZZ		13829	372 4600 101	.CYLINDER ASSEMBLY, H	1
4	PAHZZ	4310-01-324-5083	13829	375 3020 129	.RING, PISTON	1
5	KHHZZ	5330-01-324-3422	13829	375 9006 500	.SEAL, NONMETALLIC SPECIAL SHAPED SECTION PART OF KIT P/N 375 1804 077 REPLACES P/N 375 9006 325	1
6	KHHZZ		13829	375 9006 257	.SEAL, VACUUM PART OF KIT P/N 375 1804 077	1
7	PAHZZ	4730-01-325-3043	13829	375 3011 108	.PACKING NUT	1
8	KHHZZ		13829	375 9026 079	.RING, WIPER PART OF KIT P/N 375 1804 077	1
9	XAHZZ		13829	373 4200 301	.ROD, PLUNGER	1
10	PAHHZ	5305-01-324-2560	13829	391 1431 148	.SETSCREW	2
11	KHHZZ		13829	375 9023 073	.RING, BEARING PART OF KIT P/N 375 1804 077	1
12	PAHZZ	5342-01-141-7101	INDQ3	X145-4	.BALL, NYLON	1
13	PAHZZ	5305-01-324-2559	13829	391 1431 141	.SETSCREW	1

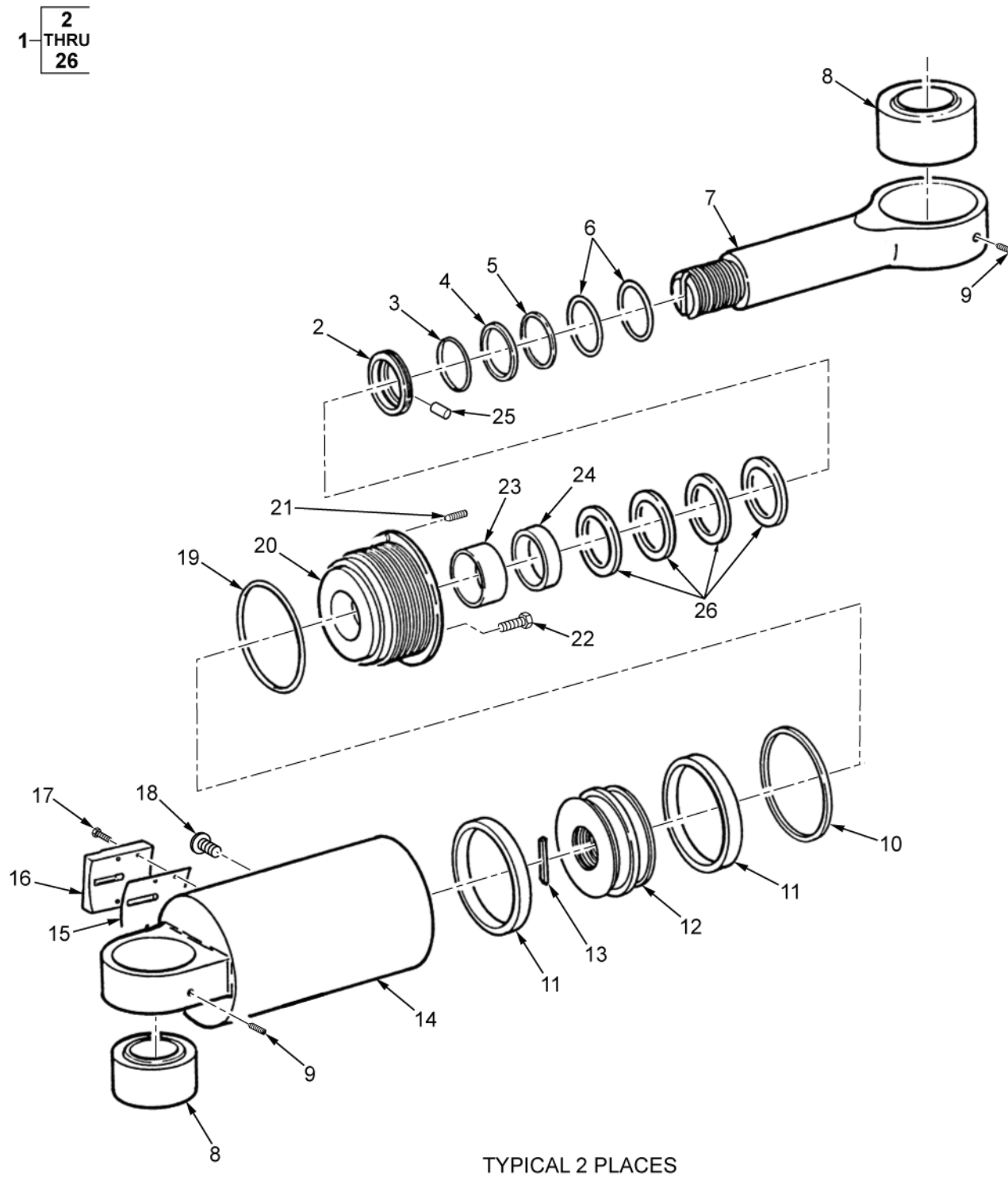
END OF FIGURE



---

SUSTAINMENT MAINTENANCE  
GROUP 2407 HYDRAULIC CYLINDERS

---



HETP303

Figure 89. Gooseneck Hydraulic Cylinder.

(1) ITEM NO.	(2) SMR CODE	(3) NSN	(4) CAGEC	(5) PART NUMBER	(6) DESCRIPTION AND USABLE ON CODE (UOC)	(7) QTY
					GROUP 2407	
					FIGURE 89. GOOSENECK HYDRAULIC CYLINDER	
1	PBFHH	3040-01-324-9391	13829	377 9121 002	CYLINDER ASSEMBLY,A	1
2	PAHZZ	4730-01-323-5038	13829	375 3011 105	.PACKING NUT	1
3	KHHZZ		13829	375 9006 259	.SEAL,ROD PART OF KIT P/N 375 1804 079	1
4	KHHZZ		13829	391 3883 037	.WIPER,RING PART OF KIT P/N 375 1804 079	1
5	PAHZZ	5325-01-326-5588	13829	375 2686 004	.RING, RETAINING	1
6	KHHZZ		13829	375 2881 030	.PACKING,PREFORMED PART OF KIT P/N 3751804 079	2
7	PAHZZ	3040-01-333-6074	13829	3744032201	.PISTON,LINEARACTUA	1
8	PAHZZ	5365-01-326-5658	13829	375 0484 001	.BUSHING,BLANK	2
9	PAHZZ	5305-01-324-2560	13829	391 1431 148	.SETSCREW	2
10	KHHZZ		13829	375 2881 029	.PACKING,PREFORMED PART OF KIT P/N 3751804 079	1
11	KHHZZ		13829	375 9006 258	.SEAL,PISTON PART OF KIT P/N 375 1804 079	2
12	PAHZZ	4310-01-323-6029	13829	375 2034 030	.PISTON,COMPRESSOR	1
13	PBHZZ	3040-01-324-9201	13829	375 2003 699	.LOCK BAR,CYLINDER A	1
14	XAHHZ		13829	372 9031 401	.CYLINDER ASSEMBLY,A	1
15	PAHZZ	5340-01-325-5959	13829	391 2282 999	.COVER,ACCESS	1
16	PAHZZ	5340-01-325-5960	13829	375 2002 960	.COVER,ACCESS	1
17	PAHZZ	5305-01-324-8390	13829	391 1401 004	.SCREW,CAP,HEXAGON H	4
18	PAHZZ	5340-01-325-5893	13829	391 2282 087	.PLUG,PROTECTIVE,DUS	1
19	KHHZZ		13829	391 2681 081	.RETAINER,SEAL PART OF KIT P/N 375 1804 079	1
20	PAHZZ	2040-01-333-6617	13829	376 2504 295	.STUFFING BOX AND BE	1
21	PAHZZ	5305-01-392-4266	13829	391 1431 111	.SETSCREW	1
22	PAHZZ	5305-01-386-8142	13829	391 1402 127	.SCREW,CAP,SOCKET HE	1
23	PAHZZ	3120-01-324-0462	13829	375 9003 166	.BUSHING,SLEEVE	1
24	KHHZZ		13829	375 9006 260	.SEAL,ROD PART OF KIT P/N 375 1804 079	1
25	KHHZZ		13829	391 2284 003	.PLUG,NONMETALLIC PART OF KIT P/N 375 1804 079	1
26	KHHZZ		13829	375 9028 016	.SHIM PART OF KIT P/N 375 1804 079	4

END OF FIGURE





---

FIELD MAINTENANCE

GROUP 2408 LIQUID TANKS OR RESERVOIRS

---

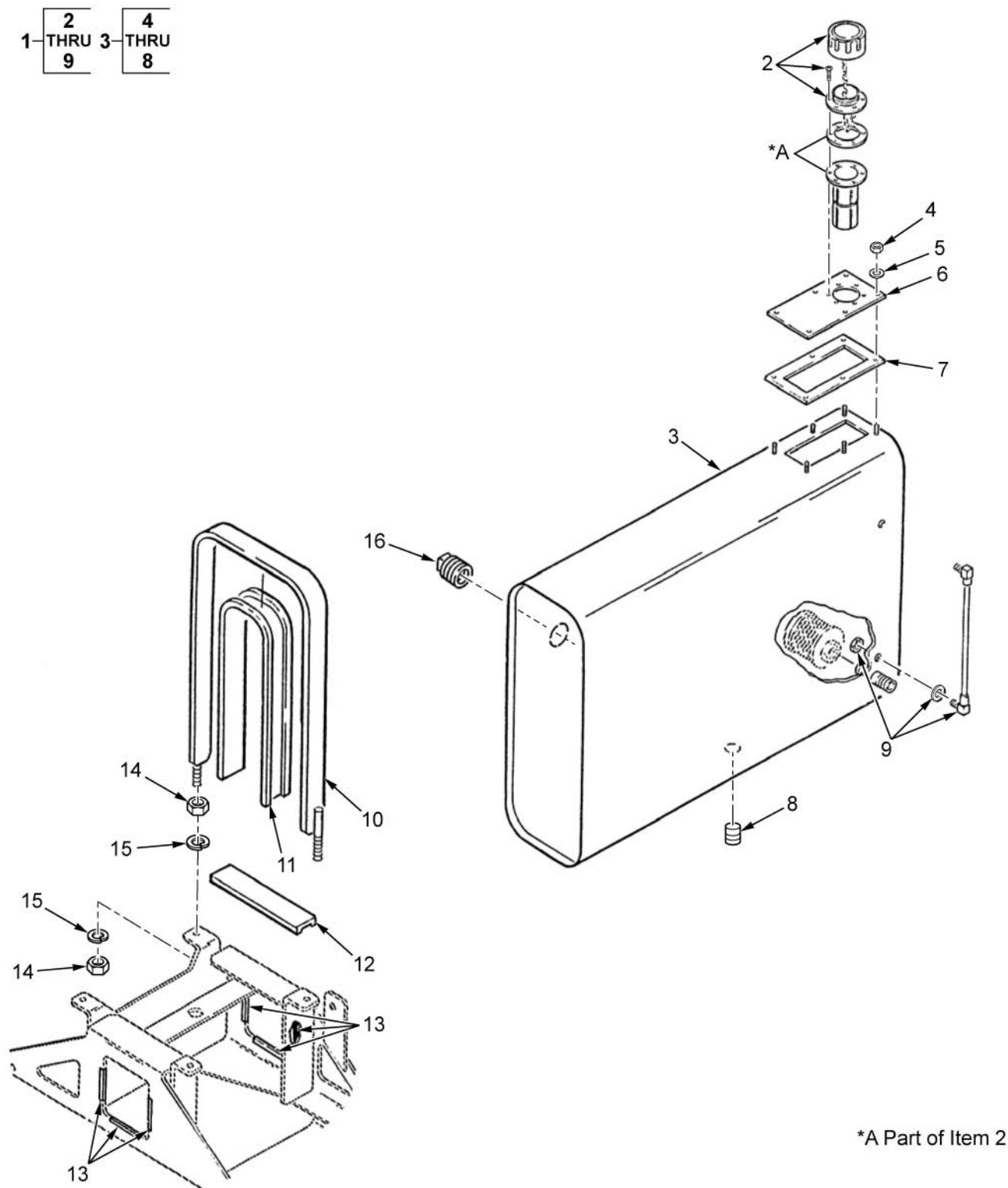


Figure 90. Hydraulic Tank Assembly.

(1) ITEM NO.	(2) SMR CODE	(3) NSN	(4) CAGEC	(5) PART NUMBER	(6) DESCRIPTION AND USABLE ON CODE (UOC)	(7) QTY
					GROUP 2408	
					FIGURE 90. HYDRAULIC TANK ASSEMBLY	
1	PAFFF	2590-01-323-8359	98255	SW28354	TANK,OIL,HYDRAULIC	1
2	PAFZZ	2590-01-187-2325	59838	ABB10N	.FILLER NECK,VEHICUL	1
3	PAFFF	4320-01-326-3103	8L740	907172	.RESERVOIR,HYDRAULIC	1
4	PAFZZ	5310-01-332-1440	8L740	223040	..NUT,PLAIN,HEXAGON	6
5	PAFZZ	5310-01-414-0737	8L740	226000	..WASHER,FLAT	6
6	PAFZZ	5340-01-325-6955	8L740	530149	..COVER,ACCESS	1
7	PAFZZ	5330-01-324-2545	8L740	241018	..GASKET	1
8	PAFZZ	4730-01-440-2913	8L740	220365	..PLUG,PIPE,MAGNETIC	1
9	PAFZZ	6680-01-392-1494	80885	B-1562-1X01	.INDICATOR,SIGHT,LIQ	1
10	PAFZZ	5340-01-324-8396	98255	SW32415	BOLT ASSEMBLY,CLAMP	2
11	PAFZZ	5340-01-324-8397	98255	SW32411	STRAP,RETAINING	2
12	PAFZZ	5340-01-358-3759	98255	SW32412	STRAP,RETAINING	2
13	MFFZZ		98255	SW32744	MOLDING,METAL MAKE FROM MOLDING, METAL P/N 75000343	6
14	PAFZZ	5310-00-732-0558	96906	MS51967-8	NUT,PLAIN,HEXAGON	8
15	PAFZZ	5310-00-637-9541	81718	H2525M	WASHER,LOCK	8
16	PAFZZ	4730-00-834-6187	81348	WW-P-471AASBUD	PLUG,PIPE	1

END OF FIGURE

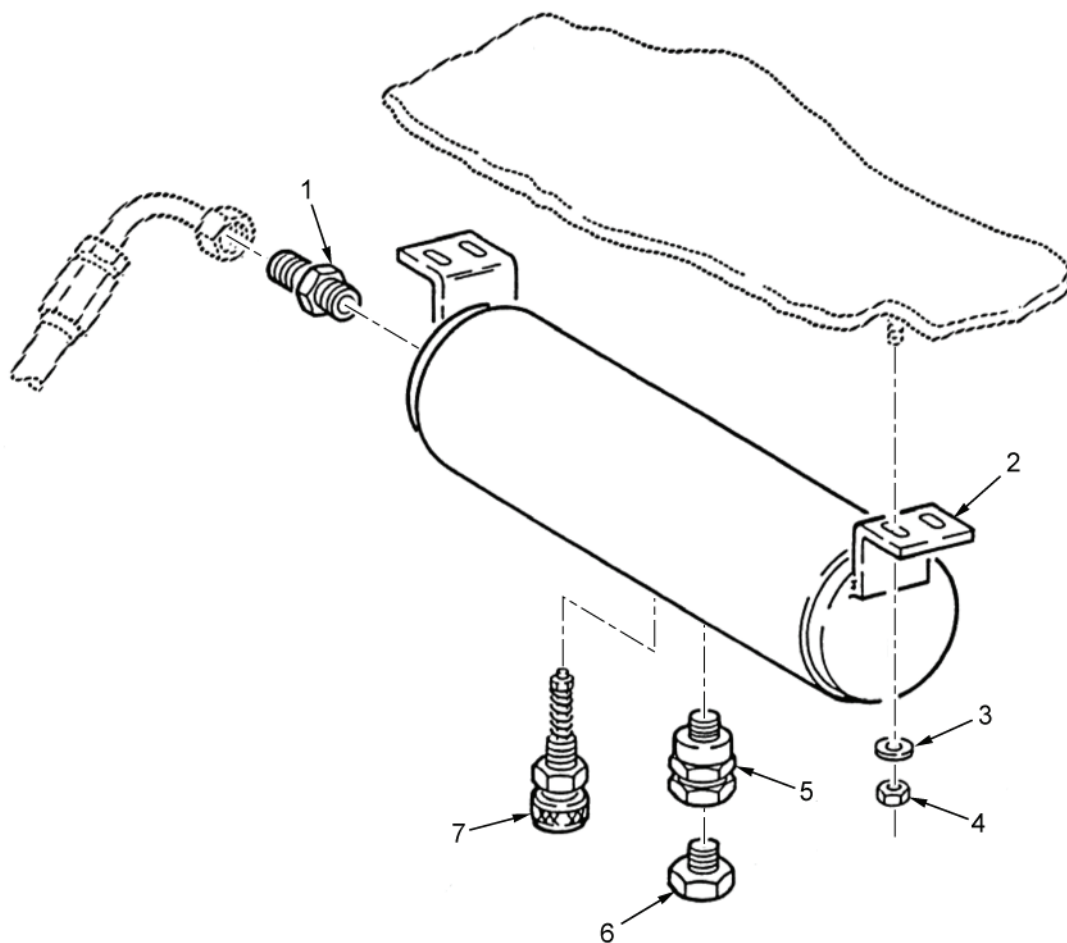


---

FIELD MAINTENANCE

GROUP 2408 LIQUID TANKS OR RESERVOIRS

---



HETP305

Figure 91. Gooseneck Cylinder Air Reservoir.

(1) ITEM NO.	(2) SMR CODE	(3) NSN	(4) CAGEC	(5) PART NUMBER	(6) DESCRIPTION AND USABLE ON CODE (UOC)	(7) QTY
					GROUP 2408	
					FIGURE 91. GOOSENECK CYLINDER AIR RESERVIOR	
1	PAFZZ	4730-00-278-4311	96906	MS51500A10	ADAPTER,STRAIGHT,PI	1
2	PBFZZ	2530-01-359-7189	98255	SW32578	TANK,PRESSURE	1
3	PAFZZ	5310-01-274-3255	96906	MS27183-52	WASHER,FLAT	4
4	PAFZZ	5310-00-483-8792	80205	MS17829-4C	NUT,SELF-LOCKING,HE	4
5	PAFZZ	4820-01-214-2309	06721	KN23010	VALVE,CHECK	1
6	PAFZZ	2805-01-136-5611	97403	13226E9652	BREATHER	1
7	PAFZZ	4820-01-359-2343	06721	N1178AB	VALVE,SAFETY RELIEF	1

END OF FIGURE



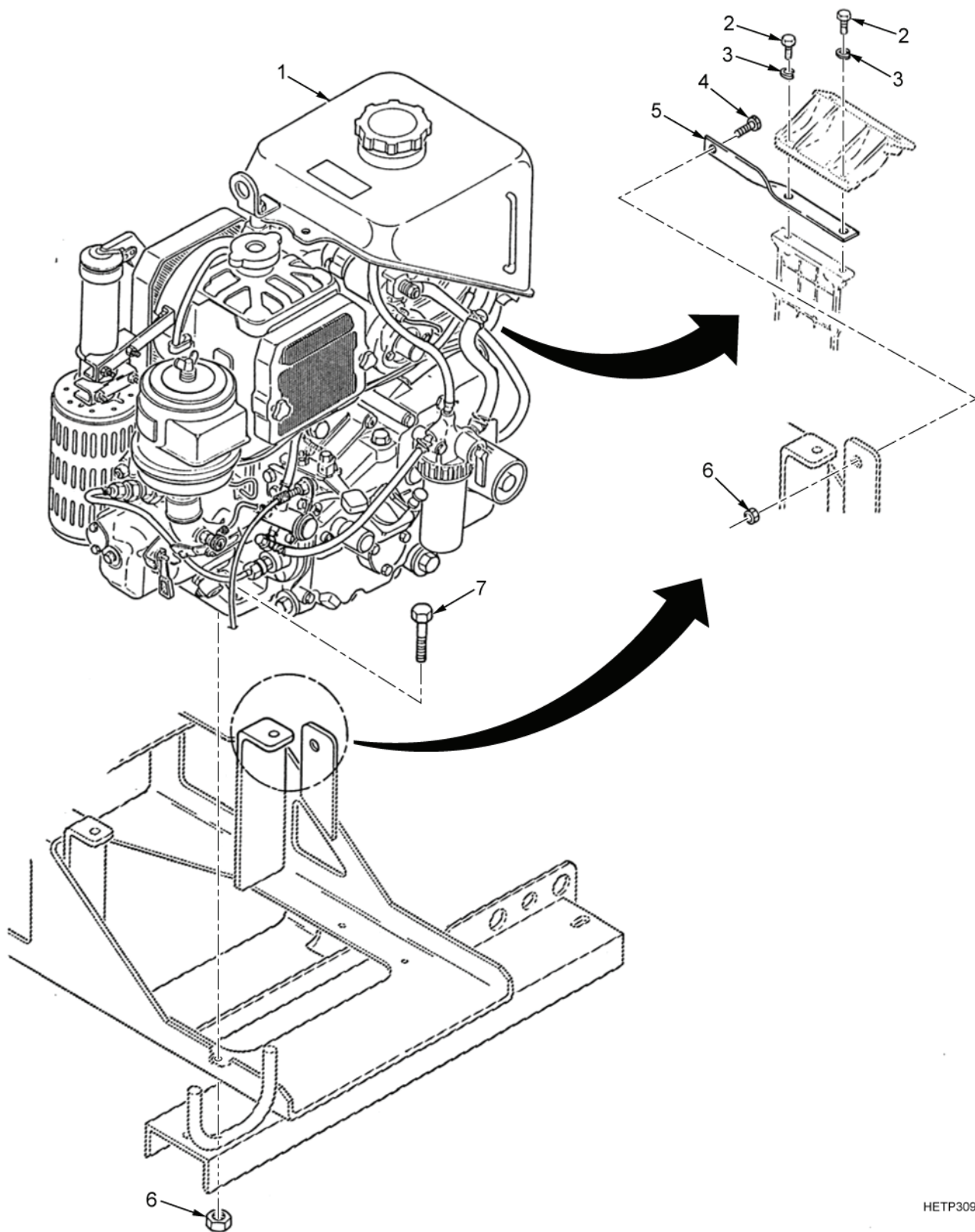


---

FIELD MAINTENANCE

GROUP 2901 GENERATOR AND ENGINE ASSEMBLY

---



HETP309

Figure 92. Engine Auxiliary Power Unit (APU).

(1) ITEM NO.	(2) SMR CODE	(3) NSN	(4) CAGEC	(5) PART NUMBER	(6) DESCRIPTION AND USABLE ON CODE (UOC)	(7) QTY
					GROUP 2901	
					FIGURE 92. ENGINE AUXILIARY POWER UNIT (APU)	
1	PBFFF	2815-01-317-6235	3H244	EB300-E	ENGINE,DIESEL (USED WITH APU CONTROL BOX SW31436-1)	1
2	PAFZZ	5305-01-386-9657	98255	SW32520-3	SCREW,CAP,HEXAGON HE	2
3	PAFZZ	5310-00-582-5965	80205	MS35338-44	WASHER,LOCK	2
4	PAFZZ	5306-00-225-8498	80205	MS90725-33	BOLT,MACHINE	1
5	PAFZZ	5340-01-386-0991	98255	SW34229	STRAP,RETAINING	1
6	PAFZZ	5310-00-984-3806	81349	M45913/1-5CG5C	NUT,SELF-LOCKING,HE	5
7	PAFZZ	5305-00-226-4831	80204	B1821BH031C150N	SCREW,CAP,HEXAGON H	4

END OF FIGURE

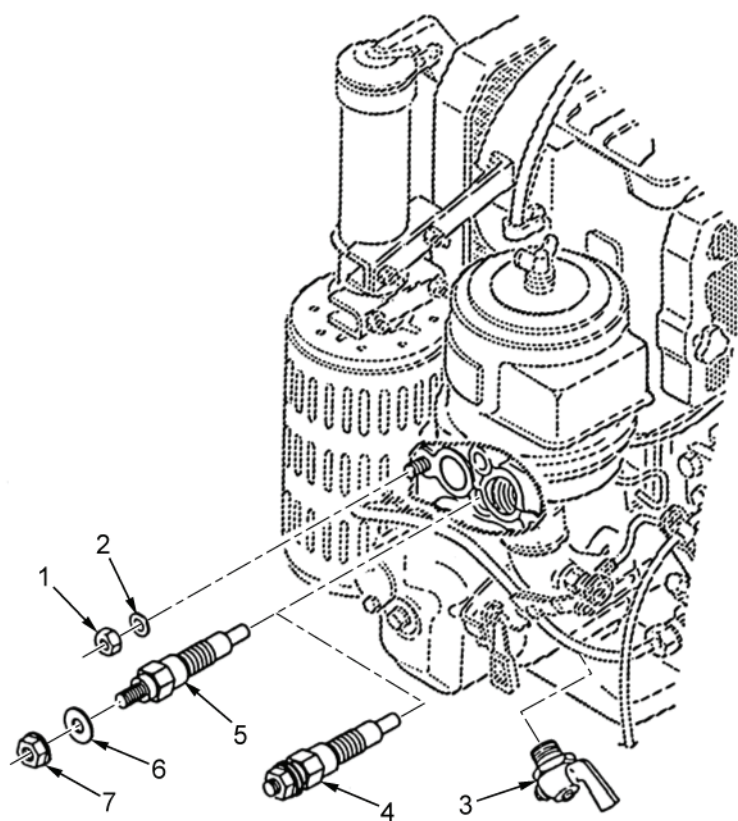


---

FIELD MAINTENANCE

GROUP 2911 CRANKCASE, CYLINDER SLEEVE, CYLINDER HEAD, AND BLOCK

---



HETP310

Figure 93. Engine Block and Cylinder Head.

(1) ITEM NO.	(2) SMR CODE	(3) NSN	(4) CAGEC	(5) PART NUMBER	(6) DESCRIPTION AND USABLE ON CODE (UOC)	(7) QTY
					GROUP 2911	FIGURE 93. ENGINE BLOCK AND CYLINDER HEAD
1	PAFZZ	5310-01-320-7037	S4532	15901-0351-0	NUT,PLAIN,HEXAGON (USED ON EB300-D)	6
1	PAFZZ	5310-01-541-7044	S4532	19215-0351-2	NUT,PLAIN (USED ON EB300-E)	6
2	PAFZZ	5310-01-320-7090	S4532	15901-0354-0	WASHER,FLAT (USED ON EB300-D)	6
3	PAFZZ	4820-01-321-4381	S4532	14301-7311-0	COCK,DRAIN (USED ON EB300-D)	1
3	PAFZZ	4820-01-541-7046	S4532	1T251-7311-0	COCK,DRAIN (USED ON EB300-E)	1
4	PAFZZ	2920-01-320-8011	3H244	15951-6551-0	GLOW PLUG (USED ON EB300-D)	1
5	PAFZZ	2920-01-434-3311	0XWR1	16851-6551-0	GLOW PLUG (USED ON EB300-E)	1
6	PAFZZ	5310-01-478-5116	0XWR1	04013-60040	WASHER,FLAT (USED WITH 16851-6551-0)	1
7	PAFZZ	5310-01-440-6749	S4532	02761-5004-0	NUT,SLEEVE (USED WITH 16851-6551-0)	1

END OF FIGURE



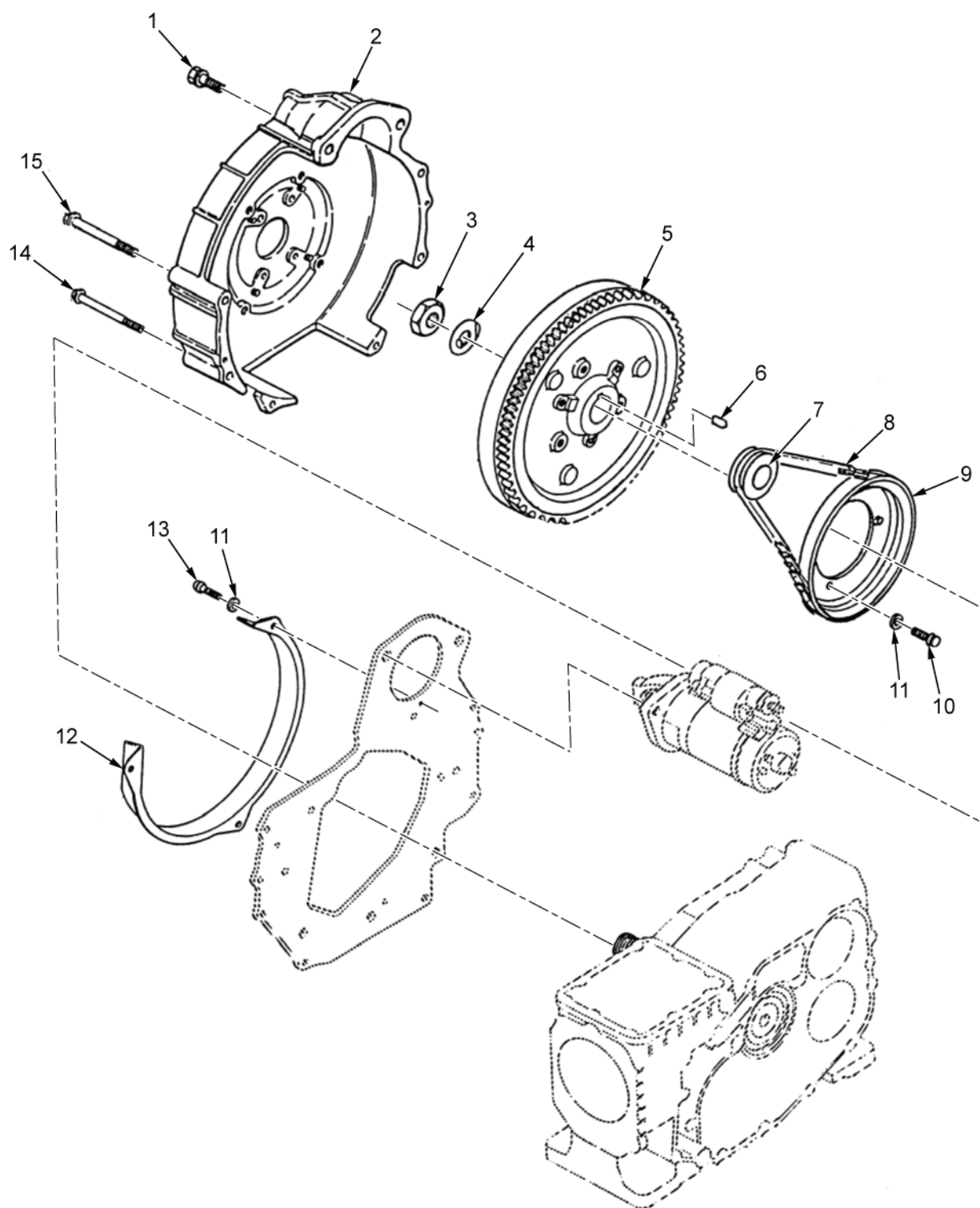


---

FIELD MAINTENANCE

GROUP 2913 FLYWHEEL ASSEMBLY

---



HETP311

Figure 94. Flywheel Assembly.

(1) ITEM NO.	(2) SMR CODE	(3) NSN	(4) CAGEC	(5) PART NUMBER	(6) DESCRIPTION AND USABLE ON CODE (UOC)	(7) QTY
					GROUP 2913	FIGURE 94. FLYWHEEL ASSEMBLY
1	PAFZZ	5306-01-320-7032	S4532	01774-51035	BOLT,MACHINE	2
2	PAFZZ	2805-01-359-1095	S4532	14575-0461-0	HOUSING,FLYWHEEL	1
3	PAFZZ	5310-01-321-3381	S4532	15261-2336-0	NUT,PLAIN,HEXAGON	1
4	PAFZZ	5310-01-321-3385	S4532	14971-2337-2	WASHER,KEY	1
5	PAFZZ	2805-01-320-5420	S4532	14595-2501-2	FLYWHEEL,ENGINE	1
6	PAFZZ	5315-01-321-2002	S4532	14971-9501-2	KEY,MACHINE	1
7	XAFZZ		S4532	14972-74250	PULLEY,FAN	1
8	PAFZZ	3030-01-321-4481	0XWR1	14595-7253-0	BELT,V	1
9	PAFZZ	3020-01-321-4706	S4532	14971-7428-0	PULLEY,FLAT	1
10	PAFZZ	5306-01-320-7024	S4532	01023-50614	BOLT,MACHINE	3
11	PAFZZ	5310-01-320-7100	0XWR1	04512-60060	WASHER,LOCK	6
12	PBFZZ	5342-01-358-3632	98255	14575-7473-0	FAIRLEAD,BLOCK	1
13	PAFZZ	5306-01-357-3766	S4532	01053-50610	BOLT,MACHINE	3
14	PAFZZ	5306-01-357-3763	S4532	01754-50680	BOLT,MACHINE	2
15	PAFZZ	5306-01-357-3765	S4532	01754-50880	BOLT,MACHINE	4

END OF FIGURE

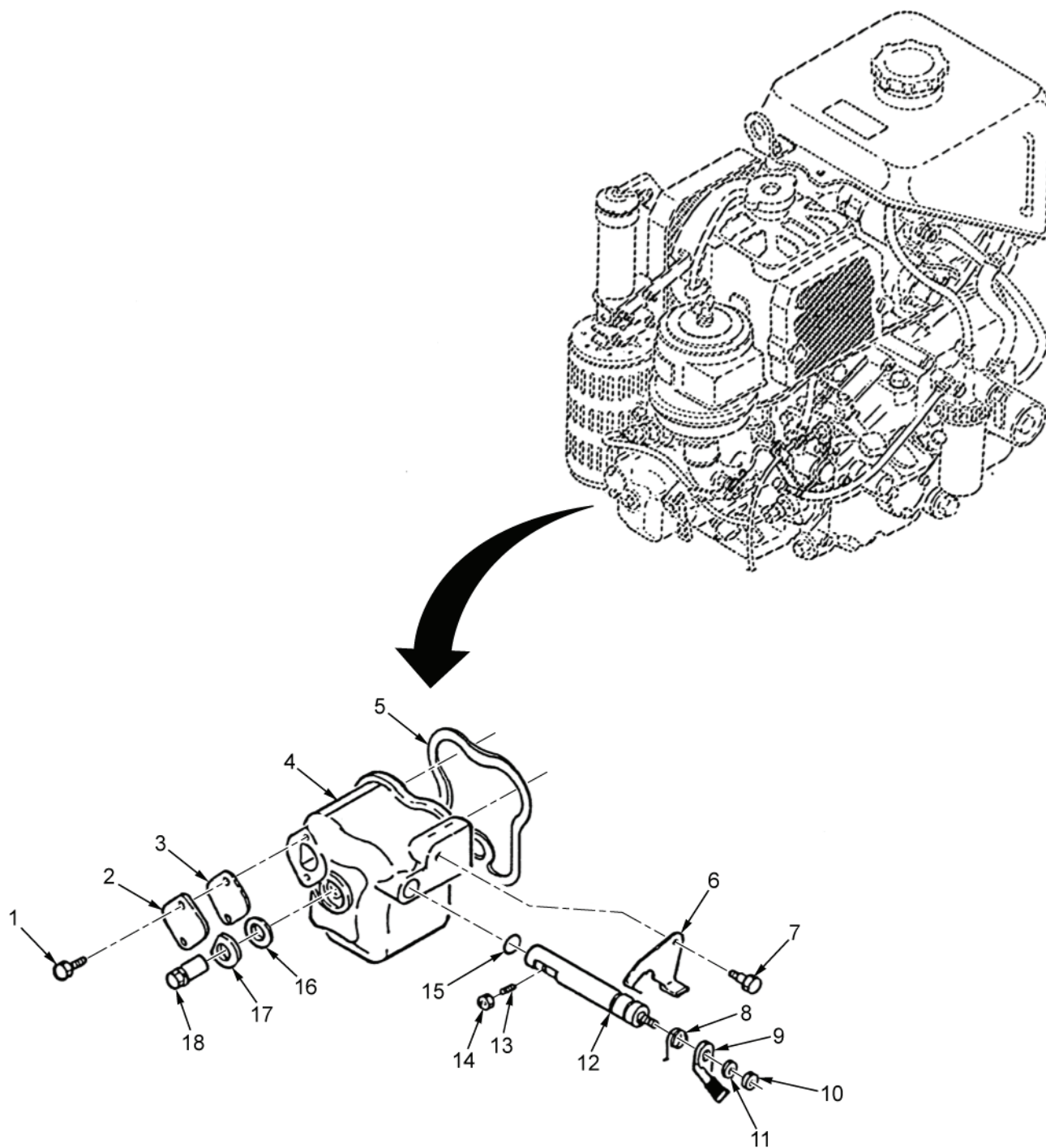


---

FIELD MAINTENANCE

GROUP 2915 VALVES, CAMSHAFT, AND TIMING SYSTEM

---



HETP312

Figure 95. Rocker Arms and Related Parts.

(1) ITEM NO.	(2) SMR CODE	(3) NSN	(4) CAGEC	(5) PART NUMBER	(6) DESCRIPTION AND USABLE ON CODE (UOC)	(7) QTY
					GROUP 2915	FIGURE 95. ROCKER ARMS AND RELATED PARTS
1	PAFZZ	5306-01-320-7024	S4532	01023-50614	BOLT,MACHINE	2
2	PAFZZ	5340-01-321-0525	S4532	15261-6663-0	COVER,ACCESS	1
3	PAFZZ	5330-01-320-9606	S4532	15261-6664-0	GASKET	1
4	PBFZZ	3010-01-320-6355	S4532	14971-1451-2	COVER,TRANSMISSION (ROCKER COVER)	1
5	PAFZZ	5330-01-320-9604	S4532	14971-1452-0	GASKET	1
6	PAFZZ	3040-01-321-4676	S4532	14971-6655-2	PLATE,RETAINING,SHA	1
7	PAFZZ	5306-01-321-3371	S4532	01023-50612	BOLT,MACHINE	1
8	PAFZZ	5360-01-348-6908	S4532	14911-6621-0	SPRING,HELICAL,TORS	1
9	PAFZZ	3040-01-321-4540	S4532	14301-6631-0	LEVER,MANUAL CONTRO	1
10	PAFZZ	5310-01-320-7039	S4532	02014-50060	NUT,PLAIN,HEXAGON	1
11	PAFZZ	5310-01-320-7100	0XWR1	04512-60060	WASHER,LOCK	1
12	PAFZZ	3040-01-320-4587	S4532	14971-6632-2	SHAFT,STRAIGHT	1
13	PAFZZ	5305-01-321-3438	S4532	15261-6635-0	SETSCREW	1
14	PAFZZ	5310-01-320-7062	S4532	02056-50050	NUT,SELF-LOCKING,HE	1
15	PAFZZ	5331-01-320-9564	S4532	04811-00090	O-RING	1
16	PAFZZ	5330-01-320-9605	S4532	15261-1463-1	GASKET	1
17	PAFZZ	5310-01-320-7092	S4532	15261-1464-0	WASHER,FLAT	1
18	PAFZZ	5310-01-323-3746	S4532	15261-1462-0	NUT,SLEEVE	1

END OF FIGURE



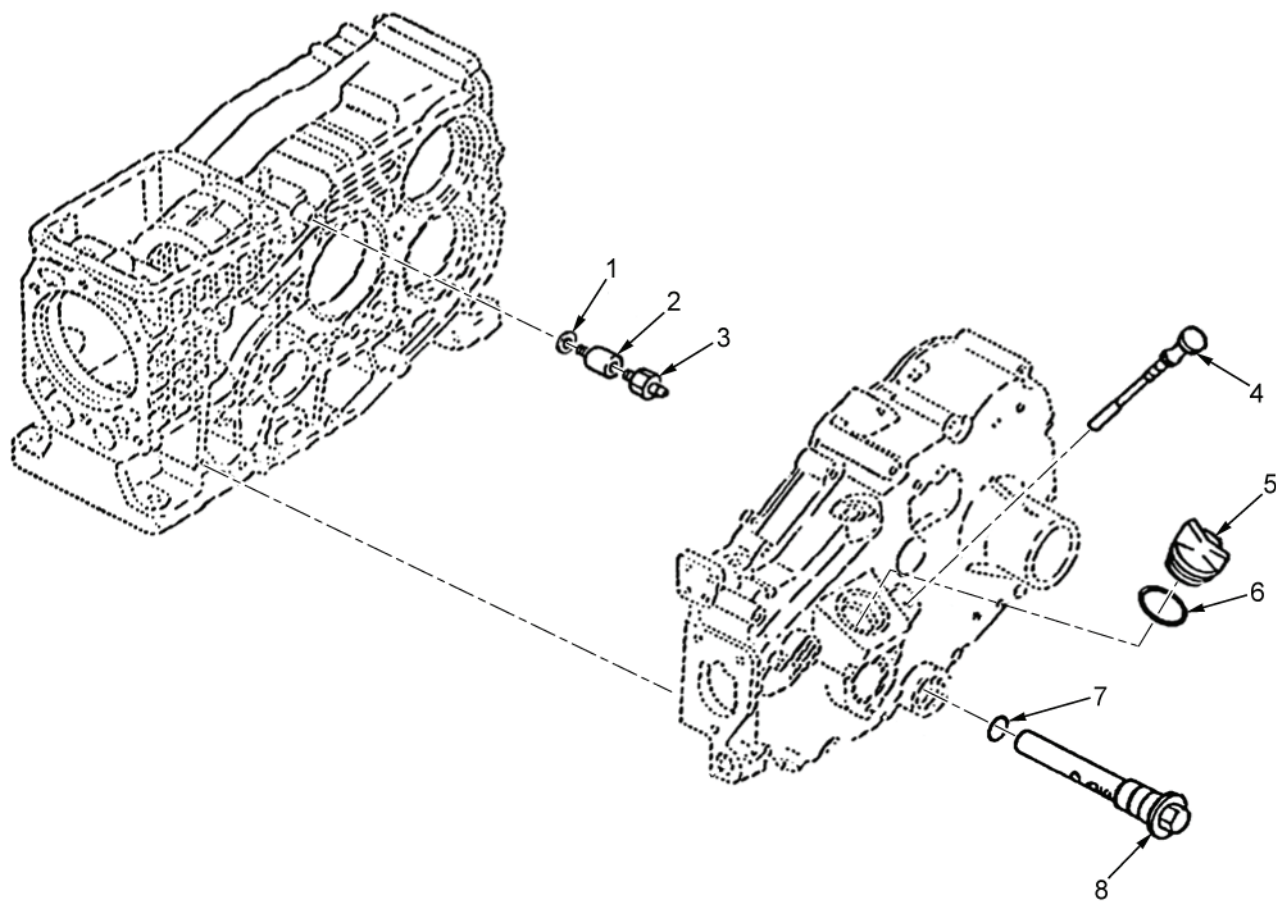


---

FIELD MAINTENANCE

GROUP 2916 ENGINE LUBRICATION SYSTEM

---



HETP313

Figure 96. Lubrication Components.

(1) ITEM NO.	(2) SMR CODE	(3) NSN	(4) CAGEC	(5) PART NUMBER	(6) DESCRIPTION AND USABLE ON CODE (UOC)	(7) QTY
					GROUP 2916	
					FIGURE 96. LUBRICATION COMPONENTS	
1	PBFZZ	5330-01-348-3325	S4532	04724-00100	GASKET	1
2	PBFZZ	5930-01-358-8355	S4532	14971-3611-2	RETAINER,ELECTRICAL	1
3	PBFZZ	5930-01-391-8105	0XWR1	15841-3901-0	SWITCH,PRESSURE	1
4	PAFZZ	6680-01-321-5882	S4532	14971-3641-0	GAGE ROD,LIQUID LEV (DIPSTICK)	1
5	PAFZZ	4730-01-436-1167	S4532	15852-3314-0	PLUG,PIPE	1
6	PAFZZ	5331-01-320-9557	S4532	04811-50300	O-RING	1
7	PAFZZ	5331-01-320-9556	S4532	04811-40140	O-RING	1
8	PAFZZ	2940-01-320-5437	S4532	14911-3211-0	FILTER ELEMENT,FLUI	1

END OF FIGURE



---

FIELD MAINTENANCE  
GROUP 2922 ENGINE CARBORATOR

---



(1) ITEM NO.	(2) SMR CODE	(3) NSN	(4) CAGEC	(5) PART NUMBER	(6) DESCRIPTION AND USABLE ON CODE (UOC)	(7) QTY
					GROUP 2922	FIGURE 97. NOZZLE HOLDER ASSEMBLY
1	PAFFF	4720-01-321-8280	3H244	14351-4250-0	HOSE,NONMETALLIC	1
2	PAFZZ	4730-01-359-4773	98255	10244-4232-0	.CLAMP,HOSE	2
3	PAFZZ	4720-01-320-7268	S4532	14971-5371-0	HOSE,NONMETAL (USED ON EB300-D)	1
4	PAFZZ	5340-01-322-5041	S4532	14971-5385-2	CLAMP,LOOP	1
5	PAFZZ	5340-01-320-7059	S4532	15272-6757-1	STRAP,RETAINING	1
6	PAFZZ	5330-01-320-9607	S4532	17011-5362-0	GASKET (USED ON EB300-D)	1
7	PAFZZ	2910-01-320-5410	S4532	14971-5300-2	HOLDER,FUEL INJECTO (USED ON EB300-E)	1
8	PAFZZ	5307-01-320-7105	S4532	01754-50614	STUD,SHOULDERED	1
9	PAFZZ	4730-01-541-6762	S4532	1G111-9568-0	CONNECTOR,MULTIPLE (USED ON EB300-E)	1
10	PAFZZ	2910-01-473-8405	S4532	1G111-5300-0	HOLDER,FUEL INJECTO (USED ON EB300-E)	1
11	PAFZZ	5331-01-431-3621	0XWR1	15841-53622	O-RING (USED ON EB300-E)	1
12	PAFZZ	5330-01-431-3620	31013	19077-53650	SEAL,PLAIN,ENCASED (USED ON EB300-E)	1
13	PAFZZ	4720-01-441-6752	S4532	1G111-5371-0	HOSE,METALLIC (USED ON EB300-E)	1

END OF FIGURE



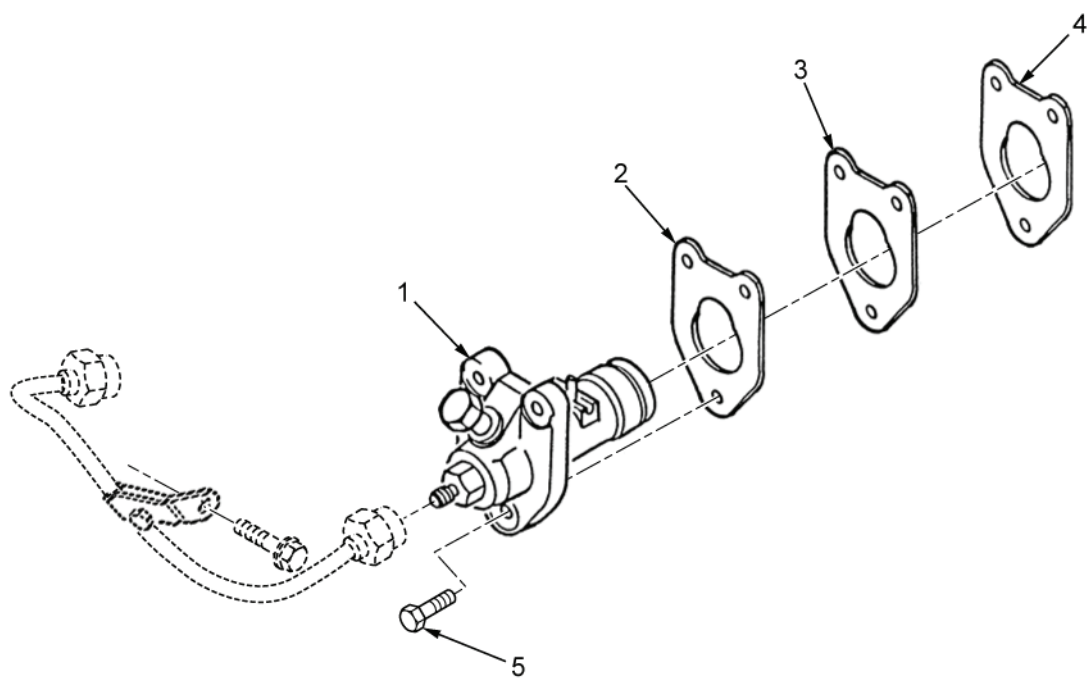


---

FIELD MAINTENANCE

GROUP 2932 ENGINE FUEL PUMP

---



HETP315

Figure 98. Injection Pump.

(1) ITEM NO.	(2) SMR CODE	(3) NSN	(4) CAGEC	(5) PART NUMBER	(6) DESCRIPTION AND USABLE ON CODE (UOC)	(7) QTY
1	PBFZZ	2910-01-320-5424	S4532	14971-5101-0	GROUP 2932 FIGURE 98. INJECTION PUMP PUMP,FUEL,METERING (USED ON EB300-D)	1
1	PBFZZ	2910-01-447-9700	S4532	1G111-5101-2	PUMP,FUEL,METERING (USED ON EB300-E)	1
2	PAFZZ	5365-01-321-3502	S4532	14971-5211-0	SHIM (0.15MM)	V
3	PAFZZ	5365-01-358-3619	0MR83	14971-5212-0	SHIM (0.5MM)	V
4	PAFZZ	5365-01-440-3534	S4532	1G111-5211-0	SHIM (0.1MM)	V
5	PAFZZ	5306-01-321-3372	S4532	01023-50622	BOLT,MACHINE	3

END OF FIGURE

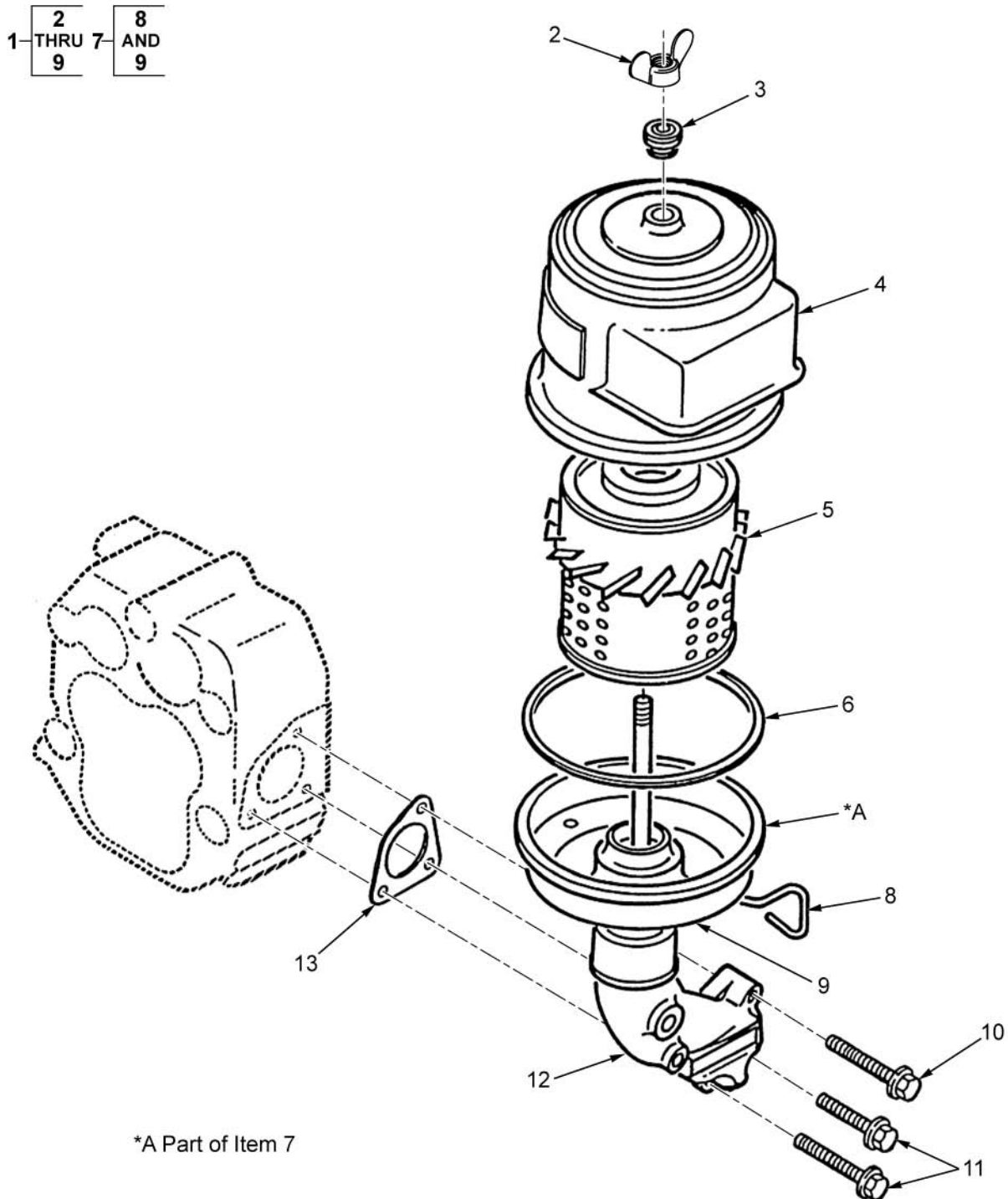


---

FIELD MAINTENANCE

GROUP 2933 ENGINE AIR CLEANER

---



HETP316

Figure 99. Intake Air Cleaner.

(1) ITEM NO.	(2) SMR CODE	(3) NSN	(4) CAGEC	(5) PART NUMBER	(6) DESCRIPTION AND USABLE ON CODE (UOC)	(7) QTY
					GROUP 2933	
					FIGURE 99. INTAKE AIR CLEANER	
1	PAFFF	2940-01-358-8698	S4532	14971-1101-2	AIR CLEANER,INTAKE	1
2	PAFZZ	5310-01-320-7043	S4532	14911-1153-0	.NUT BLANK	1
3	PAFZZ	5325-01-321-0546	S4532	14911-1192-0	.GROMMET,NONMETALLIC	1
4	PAFZZ	2940-01-320-4605	3H244	14971-1110-0	.CAP ASSEMBLY,AIR CL	1
5	PAFZZ	2940-01-320-8032	3H244	14971-1118	.FILTER ELEMENT,INTA	1
6	PAFZZ	5330-01-320-9602	S4532	14971-1117-0	.GASKET	1
7	PBFFF	2540-01-347-2850	S4532	14971-1105-0	.HOUSING,AIR INTAKE	1
8	PAFZZ	5306-01-320-7023	S4532	14911-1146-0	..BOLT,MACHINE	1
9	PAFZZ	5331-01-320-9563	S4532	14971-1152-0	..O-RING	1
10	PAFZZ	5305-01-320-7066	S4532	01023-50632	SCREW,MACHINE	2
11	PAFZZ	5306-01-321-3372	S4532	01023-50622	BOLT,MACHINE	1
12	PBFZZ	4730-01-320-5255	S4532	14971-1161-4	FLANGE,PIPE,BLIND	1
13	PAFZZ	5330-01-322-2842	31013	14971-11650	GASKET	1

END OF FIGURE



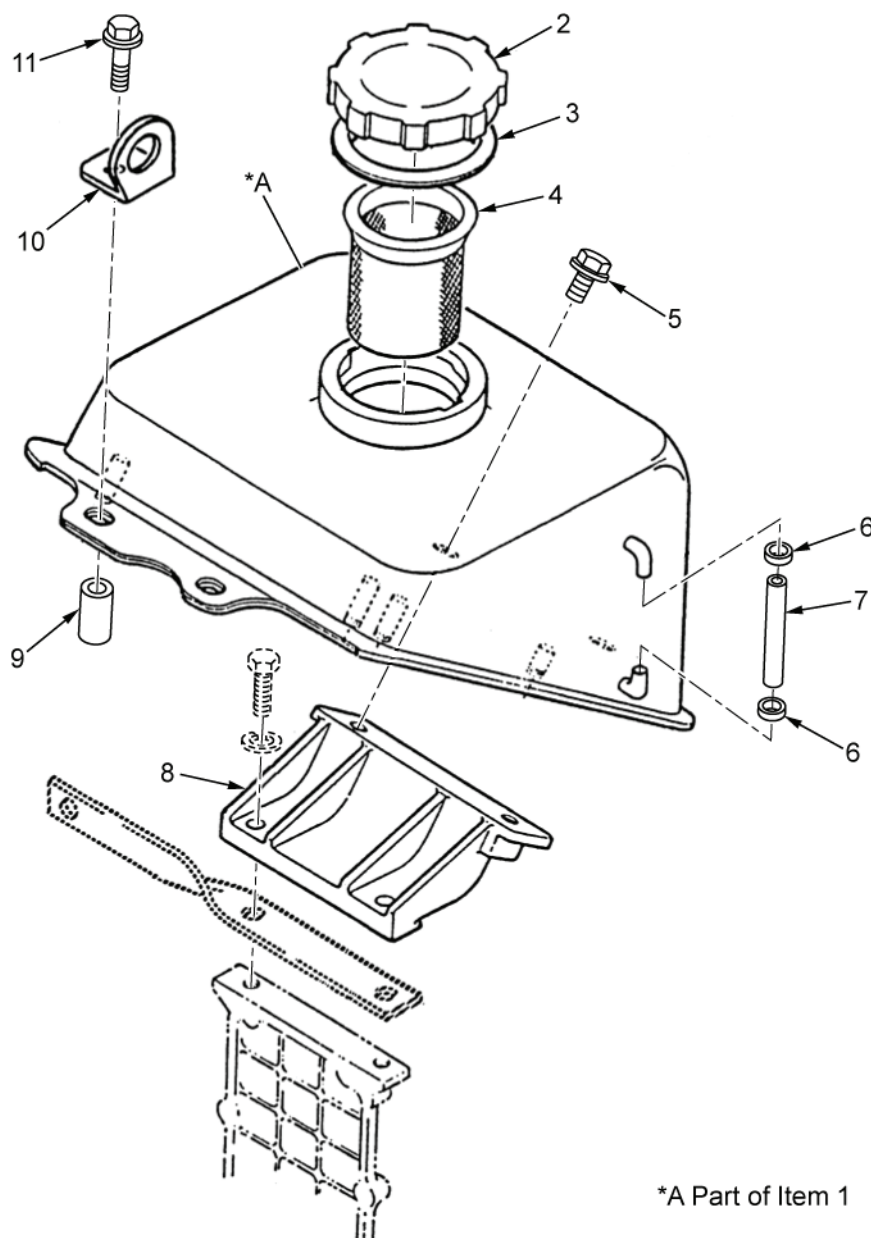


---

FIELD MAINTENANCE  
GROUP 2935 ENGINE FUEL TANK

---

1	2
	THRU
	4



HETP317

Figure 100. Fuel Tank Assembly.

(1) ITEM NO.	(2) SMR CODE	(3) NSN	(4) CAGEC	(5) PART NUMBER	(6) DESCRIPTION AND USABLE ON CODE (UOC)	(7) QTY
					GROUP 2935	
					FIGURE 100. FUEL TANK ASSEMBLY	
1	PAFFF	2910-01-513-1418	S4532	14596-4101-7	TANK,FUEL,ENGINE (USED ON EB300-D)	1
1	PAFFF	2910-01-316-9986	S4532	14596-4101-0	TANK,FUEL,ENGINE (USED ON EB300-E)	1
2	PAFZZ	5342-01-322-6089	S4532	11151-4126-0	.CAP FILLER OPENING (USED ON 14596-4101-0)	1
2	PAFZZ	2590-01-542-4598	S4532	12521-4103-0	.CAP,FILLER OPENING (USED ON 14596-4101-7)	1
3	PAFZZ	2910-01-320-6809	3H244	12521-4134-0	.SHIELD,FUEL TANK (USED ON 14596-4101-7)	1
4	PAFZZ	4730-01-320-5432	0XWR1	12545-4135-0	.STRAINER,ELEMENT,SE	1
5	PAFZZ	5306-01-320-7030	S4532	01754-50816	BOLT,MACHINE	2
6	PAFZZ	4730-01-371-7726	59199	UM 5005	CLAMP,HOSE	2
7		4720-01-511-1018	61501	AAG00012-1	TUBE,NONMETALLIC MAKE FROM P/N AAG00012	1
8	PAFZZ	5340-01-321-6205	S4532	14279-4113-1	BRACKET,MOUNTING	1
9	PAFZZ	5365-01-361-1162	S4532	11989-4117-0	SPACER,SLEEVE	1
10	PBFZZ	5340-01-321-6151	S4532	14279-0174-1	BRACKET,ANGLE	1
11	PAFZZ	5305-01-348-8401	S4532	01754-50845	SCREW,CAP,HEXAGON H	1

END OF FIGURE



---

FIELD MAINTENANCE

GROUP 2937 ENGINE FUEL FILTER

---

2
1-THRU
7

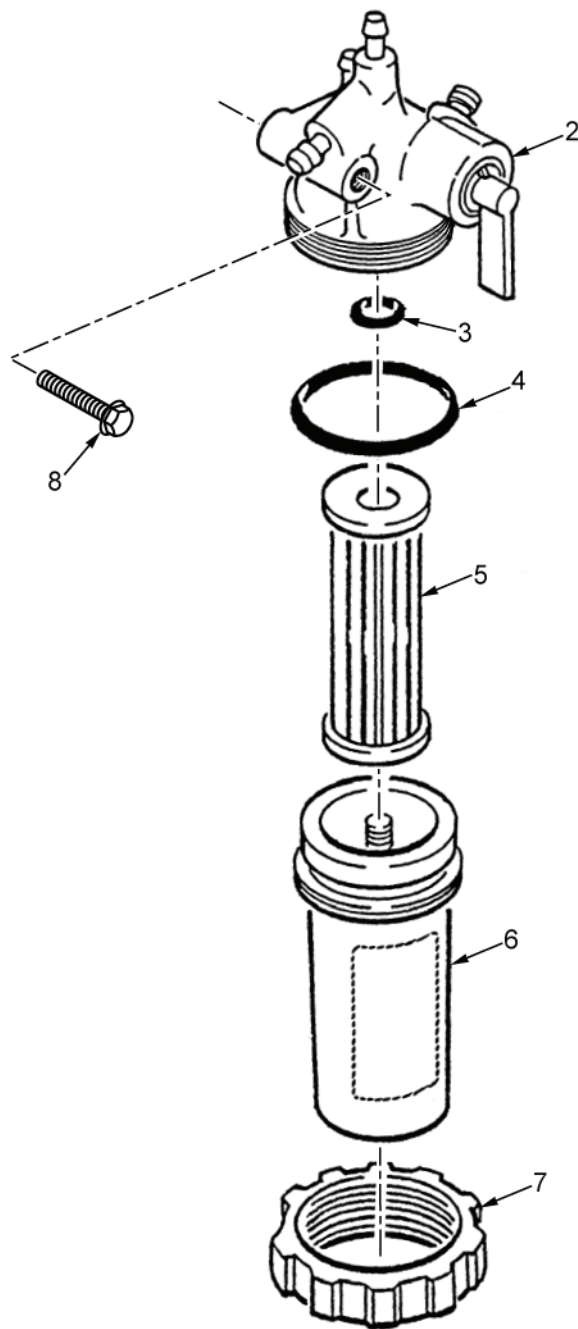


Figure 101. Fuel Filter.

HETP318

(1) ITEM NO.	(2) SMR CODE	(3) NSN	(4) CAGEC	(5) PART NUMBER	(6) DESCRIPTION AND USABLE ON CODE (UOC)	(7) QTY
					GROUP      FIGURE 101. FUEL FILTER 2937	
1	PBFFF	2940-01-323-2623	S4532	14911-4301-4	FILTER,FLUID	1
2	PBFZZ	2910-01-369-0022	0FGM0	14911-4351-3	.HEAD,FLUID FILTER	1
3	PAFZZ	5331-01-320-9568	S4532	04811-00100	.O-RING	1
4	PAFZZ	5331-01-320-9567	S4532	04811-00390	.O-RING	1
5	PAFZZ	2940-01-320-5438	S4532	15231-4356-0	.FILTER ELEMENT,FLUID	1
6	PAFZZ	2910-01-445-4999	1Q0C4	1T021-43580	.COVER, FLUID,FILTER	1
7	PAFZZ	5325-01-321-3448	S4532	14301-4359-0	.RING,RETAINING	1
8	PAFZZ	5306-01-357-3767	S4532	01123-50845	BOLT,MACHINE	1

END OF FIGURE





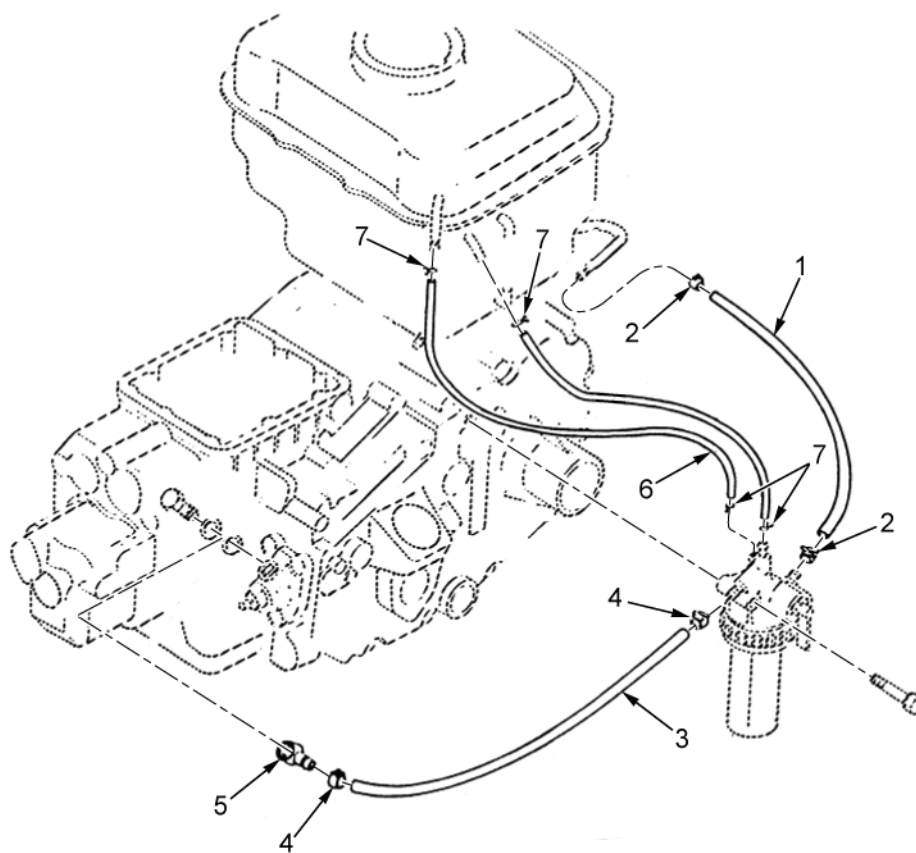
---

FIELD MAINTENANCE

GROUP 2937 ENGINE FUEL FILTER

---

1 2 3 4 6 7



HETP319

Figure 102. Fuel Lines.

(1) ITEM NO.	(2) SMR CODE	(3) NSN	(4) CAGEC	(5) PART NUMBER	(6) DESCRIPTION AND USABLE ON CODE (UOC)	(7) QTY
					GROUP      FIGURE 102. FUEL LINES 2937	
1	PAFFF	4720-01-355-3111	S4532	14971-4201-0	HOSE ASSEMBLY,NONME	1
2	PAFZZ	4730-01-359-4772	98255	14911-4275-0	.CLAMP,HOSE	2
3	PAFFF	4720-01-320-7267	3H244	14971-4202-0	HOSE,NONMETALLIC	1
4	PAFZZ	4730-01-359-4772	98255	14911-4275-0	.CLAMP,HOSE	2
5	PAFZZ	4730-01-320-5263	S4532	14111-4241-0	ADAPTER BUSHING	1
6	PAFFF	4720-01-355-3110	S4532	14279-4220-0	HOSE ASSEMBLY,NONME	2
7	PAFZZ	4730-01-359-4773	98255	10244-4232-0	.CLAMP,HOSE	4

END OF FIGURE



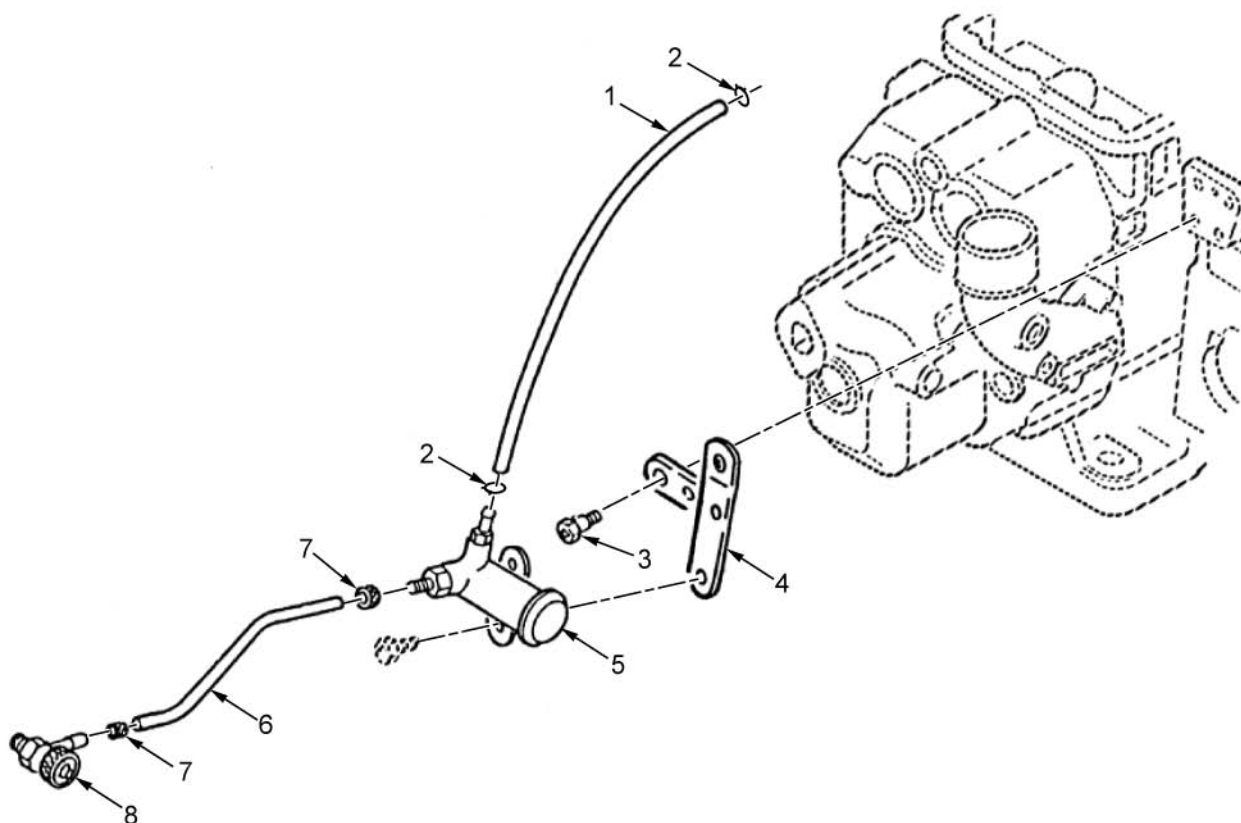
---

FIELD MAINTENANCE

GROUP 2938 ENGINE PRIMING SYSTEM, LINES, AND PUMPS

---

1	2	6	7
---	---	---	---



HETP320

Figure 103. Engine Priming System.

(1) ITEM NO.	(2) SMR CODE	(3) NSN	(4) CAGEC	(5) PART NUMBER	(6) DESCRIPTION AND USABLE ON CODE (UOC)	(7) QTY
					GROUP      FIGURE 103. ENGINE PRIMING SYSTEM 2938	
1	PAFFF	4720-01-320-7269	S4532	14279-4287-0	HOSE,NONMETALLIC	1
2	PAFZZ	4730-01-359-4773	98255	10244-4232-0	.CLAMP,HOSE	2
3	PAFZZ	5306-01-320-7025	S4532	01023-50616	BOLT,MACHINE	2
4	PAFZZ	5340-01-323-5528	S4532	14971-4292-2	BRACKET,T	1
5	PAFZZ	2910-01-320-9180	3H244	14311-6070-0	STARTING AID,ENGINE	1
6	PAFFF	4710-01-320-7341	3H244	14971-6090-0	TUBE ASSEMBLY,METAL	1
7	PAFZZ	4730-01-320-5257	S4532	10101-4239-0	.NUT,TUBE,COUPLING	2
8	PAFZZ	4820-01-320-8019	16236	14311-6050-4	VALVE,CALIBRATED FL	1

END OF FIGURE





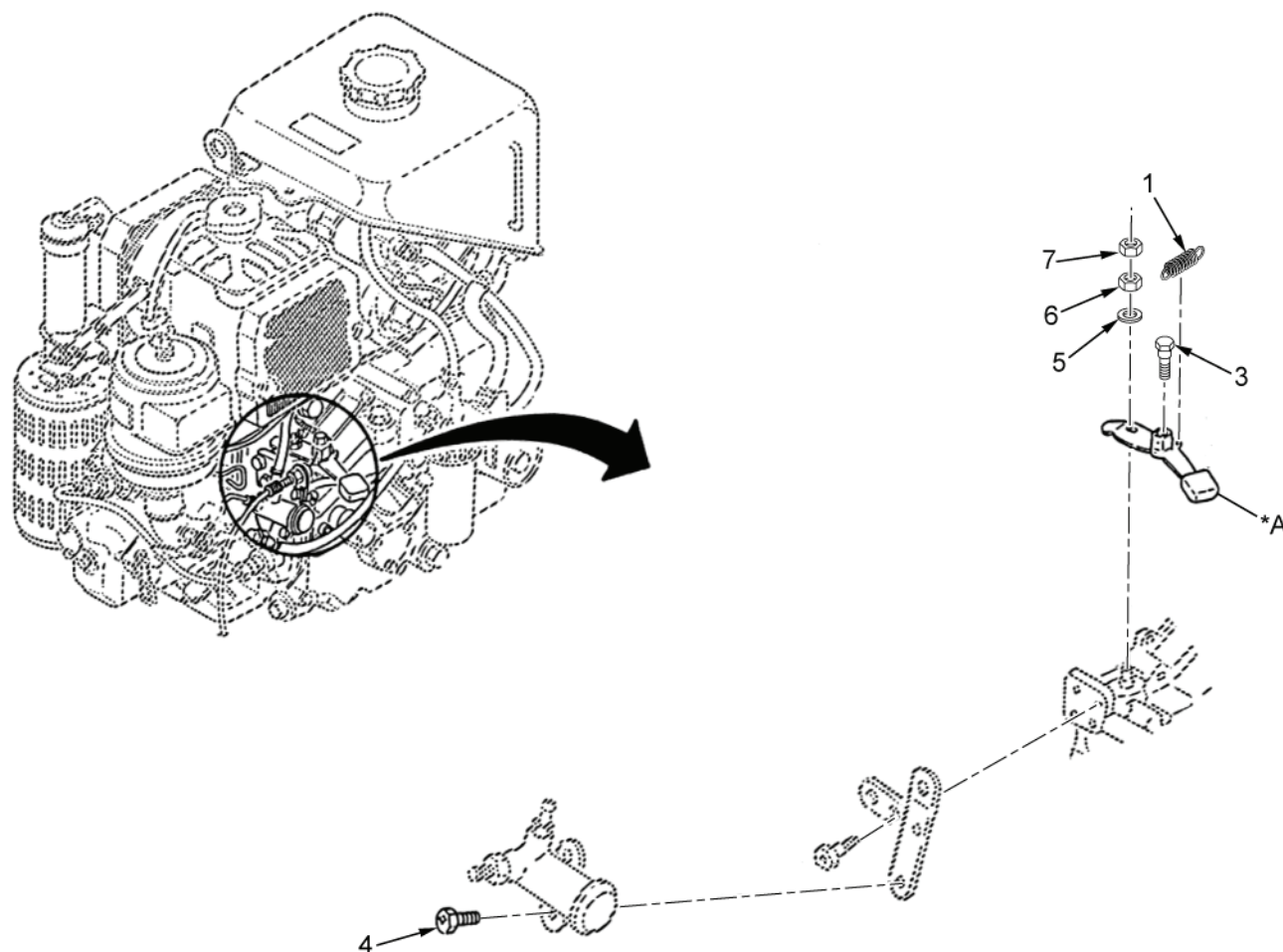
---

FIELD MAINTENANCE

GROUP 2939 ENGINE THROTTLE AND CHOKE CONTROLS

---

2 — 3



\*A Part of Item 2

HETP321

Figure 104. Mechanical Throttle Control.

(1) ITEM NO.	(2) SMR CODE	(3) NSN	(4) CAGEC	(5) PART NUMBER	(6) DESCRIPTION AND USABLE ON CODE (UOC)	(7) QTY
					GROUP 2939	FIGURE 104. MECHANICAL THROTTLE CONTROL
1	PAFZZ	5360-01-321-3416	S4532	14971-5654-0	SPRING,HELICAL,EXTE	1
2	PAFFF	3040-01-321-4542	S4532	14971-5704-0	LEVER,MANUAL CONTRO	1
3	PAFZZ	5306-01-320-7028	S4532	01222-50610	.BOLT,MACHINE	1
4	PAFZZ	5306-01-320-7027	S4532	01202-50612	BOLT,MACHINE	2
5	PAFZZ	5310-01-321-3471	S4532	04013-60060	WASHER,FLAT	1
6	PAFZZ	5310-01-320-7038	S4532	02056-50060	NUT,PLAIN,HEXAGON	1
7	PAFZZ	5310-01-321-3382	S4532	02012-60060	NUT,PLAIN,HEXAGON	1

END OF FIGURE

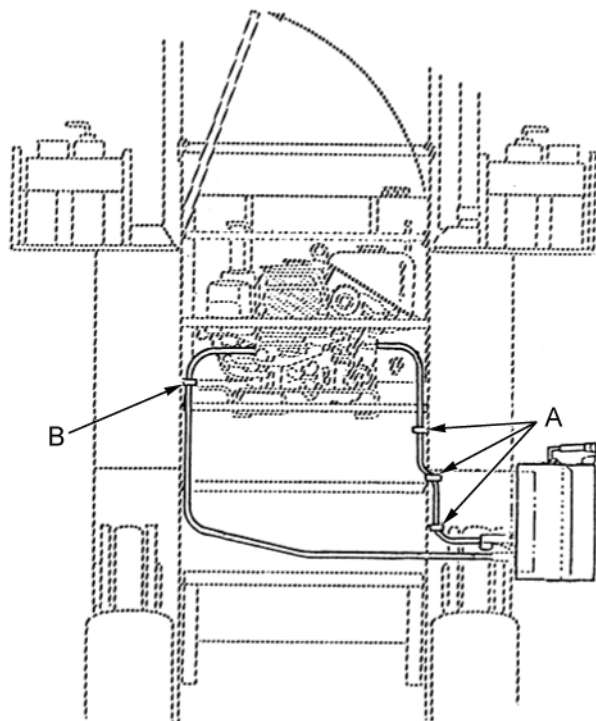


---

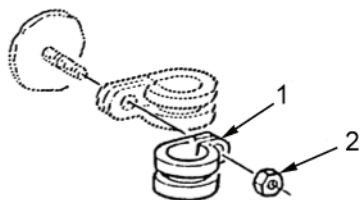
FIELD MAINTENANCE

GROUP 2939 ENGINE THROTTLE AND CHOKE CONTROLS

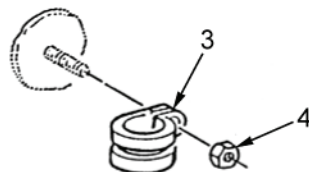
---



A



B



HETP350

Figure105. Auxiliary Power Unit (APU) Control Box Attaching Parts.

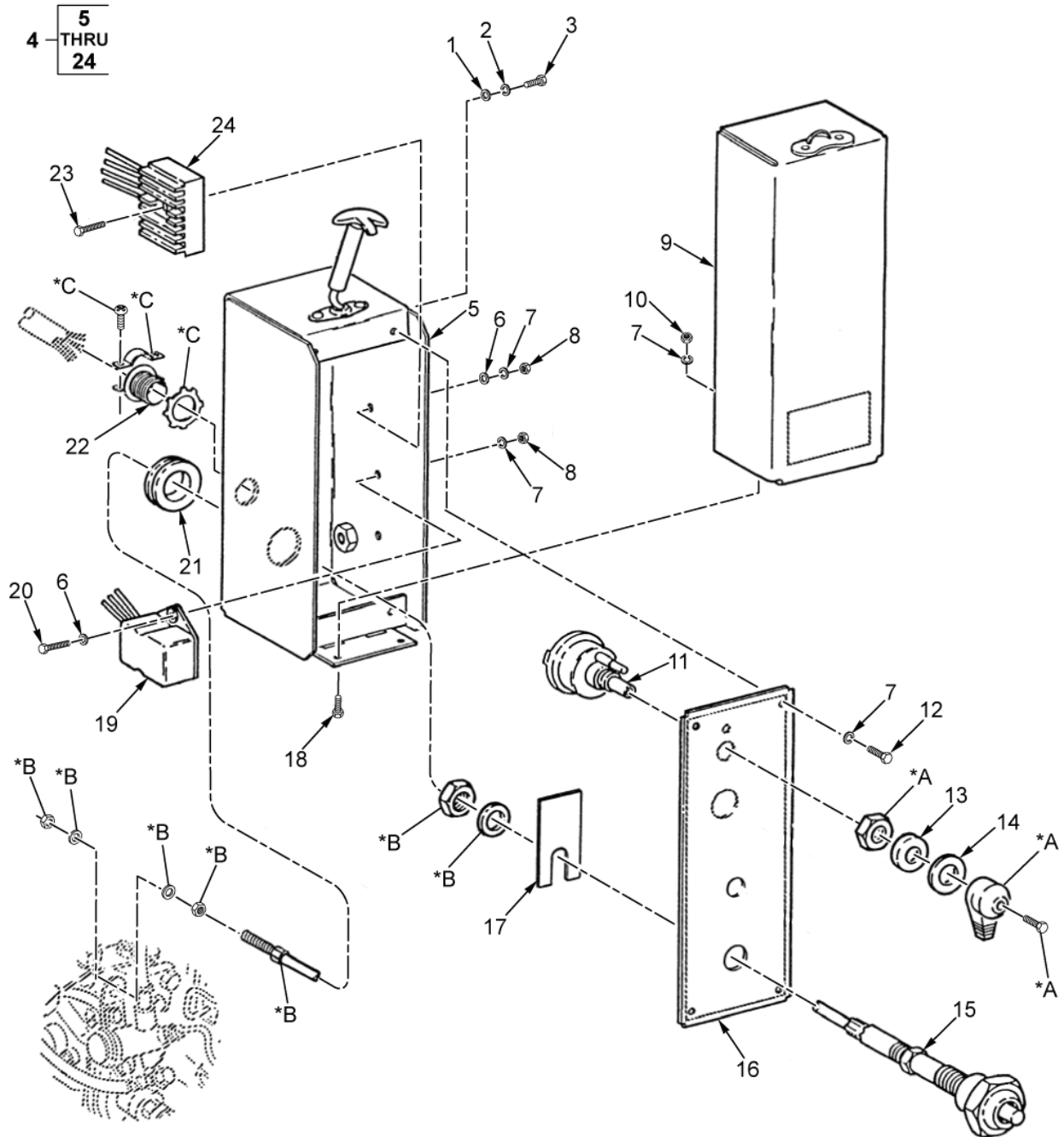
(1) ITEM NO.	(2) SMR CODE	(3) NSN	(4) CAGEC	(5) PART NUMBER	(6) DESCRIPTION AND USABLE ON CODE (UOC)	(7) QTY
					GROUP 2939	
					FIGURE 105. AUXILIARY POWER UNIT (APU) CONTROL BOX ATTACHING PARTS	
1	PAFZZ	5340-00-584-6556	81343	AS21919WDG10	CLAMP,LOOP	3
2	PAFZZ	5310-00-877-5797	80205	MS21044N3	NUT,SELF-LOCKING,HE	3
3	PAFZZ	5340-00-598-0146	96906	MS21919WDG6	CLAMP,LOOP	1
4	PAFZZ	5310-00-926-1835	80205	MS21083-C3	NUT,SELF-LOCKING,HE	1

END OF FIGURE





**FIELD MAINTENANCE**  
**GROUP 2939 ENGINE THROTTLE AND CHOKE CONTROLS**



\*A Part of Item 11  
 \*B Part of Item 15  
 \*C Part of Item 22

Figure 106. Auxiliary Power Unit (APU) Control Box (Sheet 1 of 2).

HEPT323

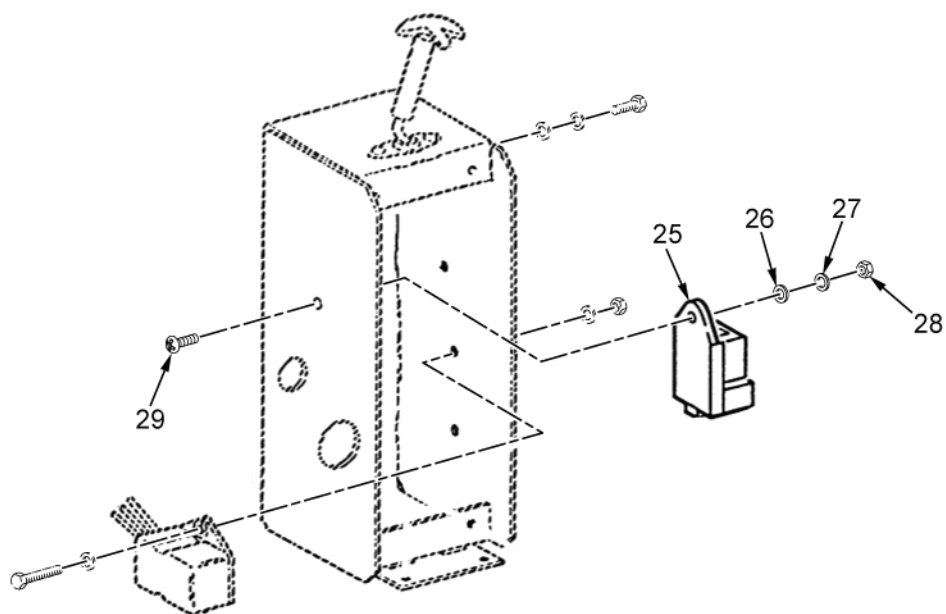


Figure 106. Auxiliary Power Unit (APU) Control Box (Sheet 2 of 2).

HEPT324

(1) ITEM NO.	(2) SMR CODE	(3) NSN	(4) CAGEC	(5) PART NUMBER	(6) DESCRIPTION AND USABLE ON CODE (UOC)	(7) QTY
					GROUP 2939	
					FIGURE 106. AUXILIARY POWER UNIT (APU) CONTROL BOX	
1	PAFZZ	5310-01-280-5796	96906	MS27183-57	WASHER,FLAT	2
2	PAFZZ	5310-00-637-9541	81718	H2525M	WASHER,LOCK	2
3	PAFZZ	5305-00-942-2196	80204	B1821BH038C100D	SCREW,CAP,HEXAGON H	2
4	PBFFF	6110-01-329-1672	98255	SW31436	CONTROL,MOTOR-GENERA (USED ON EB300-D)	1
4	PBFFF	6110-01-458-4194	98255	SW31436-1	DISTRIBUTION BOX (USED ON EB300-E)	1
5	PAFZZ	3040-01-332-0219	98255	SW31426	.HOUSING,MECHANICAL	1
6	PAFZZ	5310-00-014-5850	96906	MS27183-42	.WASHER,FLAT	3
7	PAFZZ	5310-00-045-3296	80205	MS35338-43	.WASHER,LOCK	9
8	PAFZZ	5310-00-934-9751	80205	MS35650-302	.NUT,PLAIN,HEXAGON	3
9	PAFZZ	5340-01-326-7530	98255	SW31779	.COVER,ACCESS	1
10	PAFZZ	5310-00-934-9758	80205	MS35649-202	.NUT,PLAIN,HEXAGON	2
11	PAFZZ	5930-00-084-7570	64104	162284	.SWITCH,ROTARY	1
12	PAFZZ	5305-00-855-0957	45152	2477HX	.SCREW,TAPPING	4
13	MFFZZ		98255	SW34017	.SEAL,PLAIN MAKE FROM P/N SW34020	1
14	PAFZZ	5310-00-081-4219	96906	MS27183-12	.WASHER,FLAT	1
15	PAFZZ	2590-01-326-5322	3H244	94330928 FT	.CONTROL ASSEMBLY,PU	1
16	PBFZZ	5340-01-358-3762	98255	SW31778	.PLATE,MOUNTING	1
17	PAFZZ	5340-01-371-4820	98255	SW33835	.PLATE,MOUNTING	1
18	PAFZZ	5305-00-984-6210	77294	416995	.SCREW,MACHINE	2
19	PAFZZ	2920-01-332-8508	S4532	15000-33740	.REGULATOR,ENGINE,GE	1
20	PAFZZ	5305-00-989-7435	80205	MS35207-264	.SCREW,MACHINE	2
21	PAFZZ	5325-00-174-9332	96906	MS35489-48	.GROMMET,NONMETALLIC	1
22	PAFZZ	5975-01-098-8572	15235	CGB192-SG	.BOX CONNECTOR,ELECT	1
23	PAFZZ	5305-00-993-1851	80205	MS35207-267	.SCREW,MACHINE	1
24	PAFZZ	6130-01-334-5085	3H244	67211-5523-0	.RECTIFIER,METALLIC	1
25	PAFZZ	6645-01-440-7157	S4532	15694-6599-0	TIMER,INTERVAL (USED ON SW34136-1)	1
26	PAFZZ	5310-00-014-5850	96906	MS27183-42	WASHER,FLAT (USED ON SW34136-1)	1
27	PAFZZ	5310-00-045-3296	80205	MS35338-43	WASHER,LOCK (USED ON SW34136-1)	1
28	PAFZZ	5310-00-934-9751	80205	MS35650-302	NUT,PLAIN,HEXAGON (USED ON SW34136-1)	1
29	PAFZZ	5305-00-989-7435	80205	MS35207-264	SCREW,MACHINE (USED ON APU SW34136-1)	1

END OF FIGURE

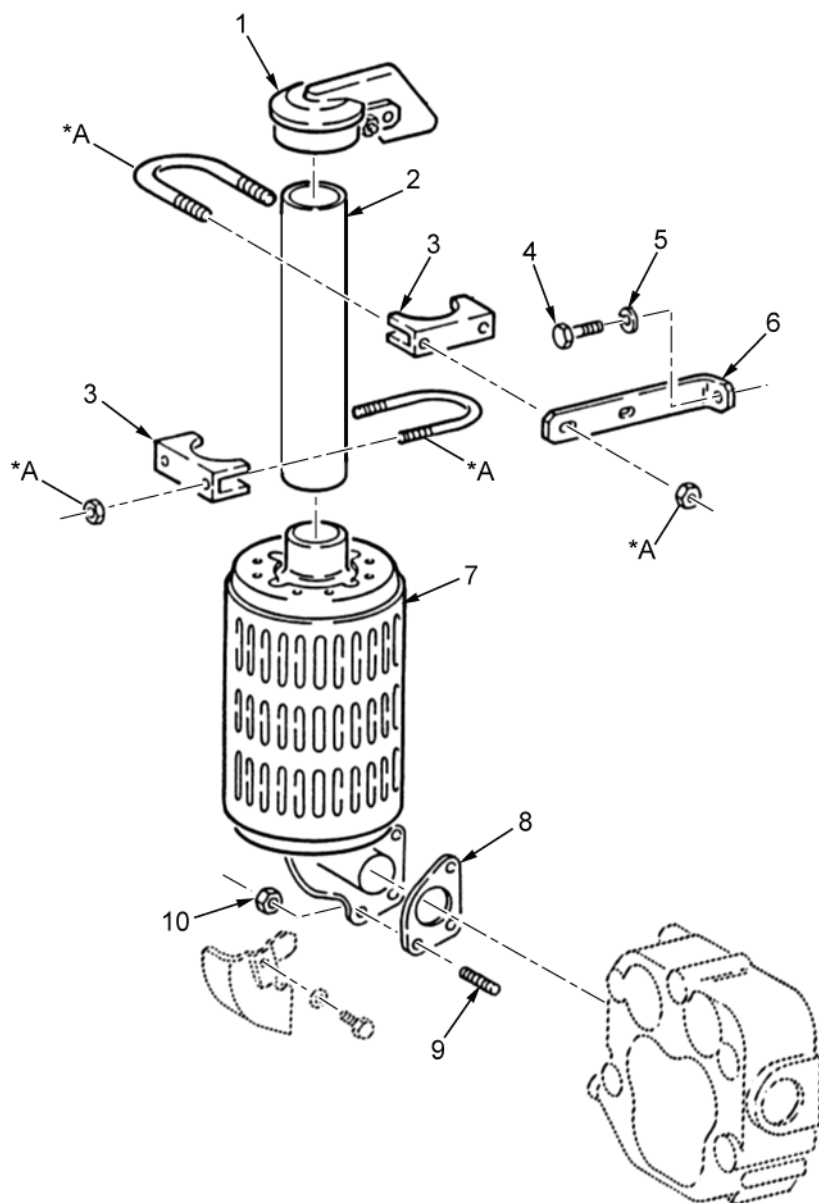


---

FIELD MAINTENANCE

GROUP 2941 ENGINE MUFFLER, EXHAUST, AND TAILPIPES

---



\*A Part of Item 3

HETP340

Figure 107. Engine Exhaust.

(1) ITEM NO.	(2) SMR CODE	(3) NSN	(4) CAGEC	(5) PART NUMBER	(6) DESCRIPTION AND USABLE ON CODE (UOC)	(7) QTY
					GROUP      FIGURE 107. ENGINE EXHAUST 2941	
1	PAFZZ	5340-01-323-2633	3H244	RC-O	CAP,PROTECTIVE,DUST	1
2	PBFZZ	2990-01-326-3089	98255	SW30199-1	CONNECTOR,EXHAUST P	1
3	PAFZZ	5306-01-333-2724	98255	SW31464	BOLT,U	2
4	PAFZZ	5305-01-357-4632	98255	SW32520-1	SCREW,CAP,HEXAGON H	1
5	PAFZZ	5310-00-582-5965	80205	MS35338-44	WASHER,LOCK	1
6	PAFZZ	5342-01-359-1459	98255	SW32504	BRACKET,ENGINE ACCE	1
7	PAFZZ	2990-01-331-1866	S4532	14595-1211-0	MUFFLER,EXHAUST	1
8	PAFZZ	5330-01-320-9603	S4532	14595-12230	GASKET	1
9	PAFZZ	5307-01-320-7108	S4532	01513-50818	STUD,STEPPED	3
10	PAFZZ	5310-01-320-7060	S4532	02114-50080	NUT,SELF-LOCKING,HE	3

END OF FIGURE



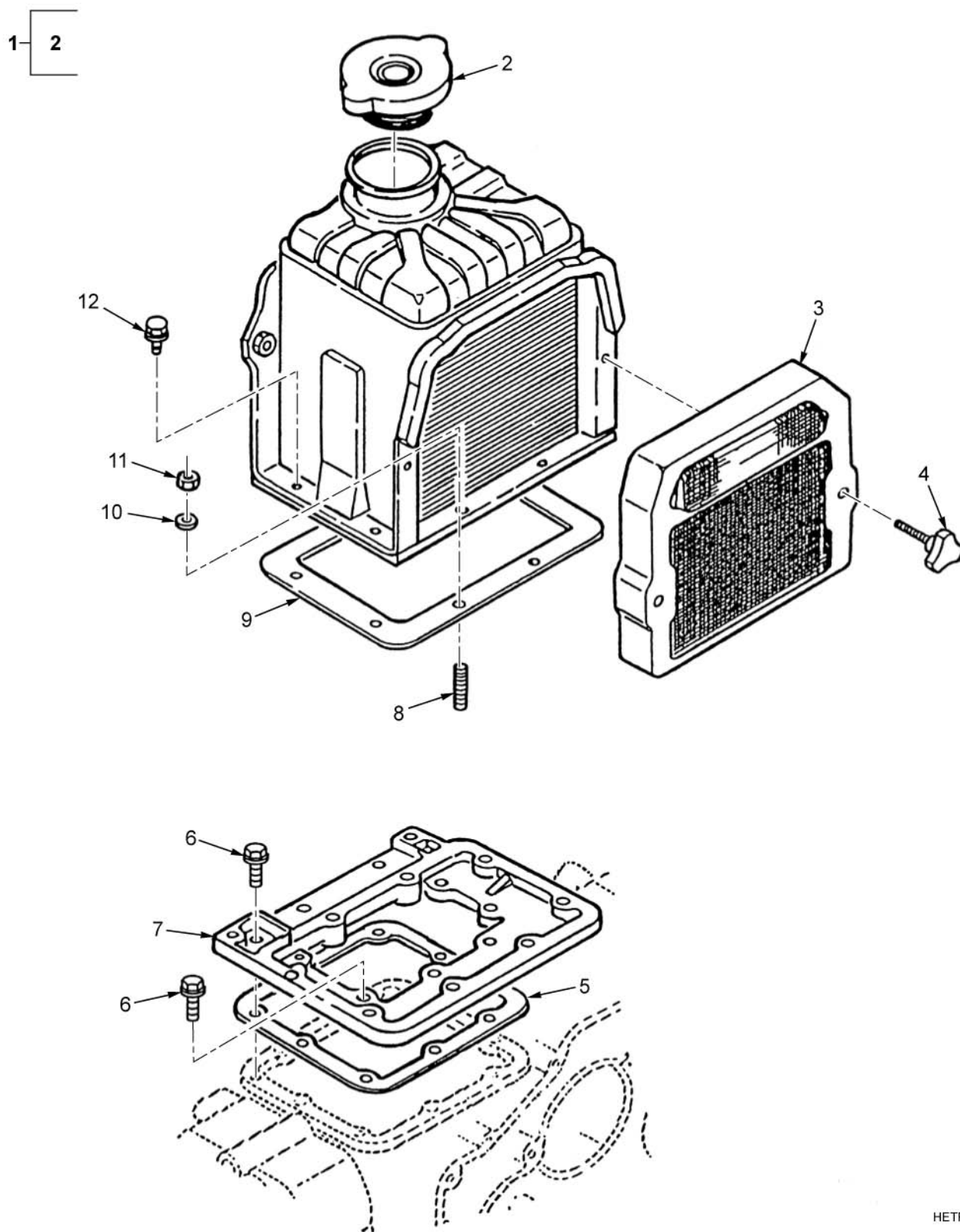


---

FIELD MAINTENANCE

GROUP 2951 ENGINE RADIATOR, SHELL, CORE, AND EXPANSION TANK

---



HETP349

Figure 108. Engine Radiator.

(1) ITEM NO.	(2) SMR CODE	(3) NSN	(4) CAGEC	(5) PART NUMBER	(6) DESCRIPTION AND USABLE ON CODE (UOC)	(7) QTY
					GROUP      FIGURE 108. ENGINE RADIATOR 2951	
1	PBFZZ	2930-01-320-5499	S4532	14971-72062	RADIATOR,ENGINE,COO	1
2	PAFZZ	5342-01-321-2138	S4532	11131-72030	.CAP,FILLER,OPENING	1
3	PBFZZ	2930-01-320-5392	S4532	14971-7225-0	SHROUD,FAN,RADIATOR	1
4	PAFZZ	5305-01-320-7070	S4532	01820-50635	THUMBSCREW	2
5	PAFZZ	5330-01-320-9608	S4532	14571-7245-0	GASKET	1
6	PAFZZ	5306-01-321-3374	S4532	01754-50618	BOLT,MACHINE	9
7	PAFZZ	5340-01-321-2145	S4532	14971-7214-0	PLATE,MOUNTING	1
8	PAFZZ	5307-01-321-2117	S4532	01518-50616	STUD,CONTINUOUS THR	3
9	PAFZZ	5330-01-321-3419	S4532	14971-7212-0	GASKET	1
10	PAFZZ	5310-01-320-7100	0XWR1	04512-60060	WASHER,LOCK	3
11	PAFZZ	5310-01-320-7039	S4532	02014-50060	NUT,PLAIN,HEXAGON	3
12	PAFZZ	5306-01-321-3375	S4532	01023-50620	BOLT,MACHINE	8

END OF FIGURE

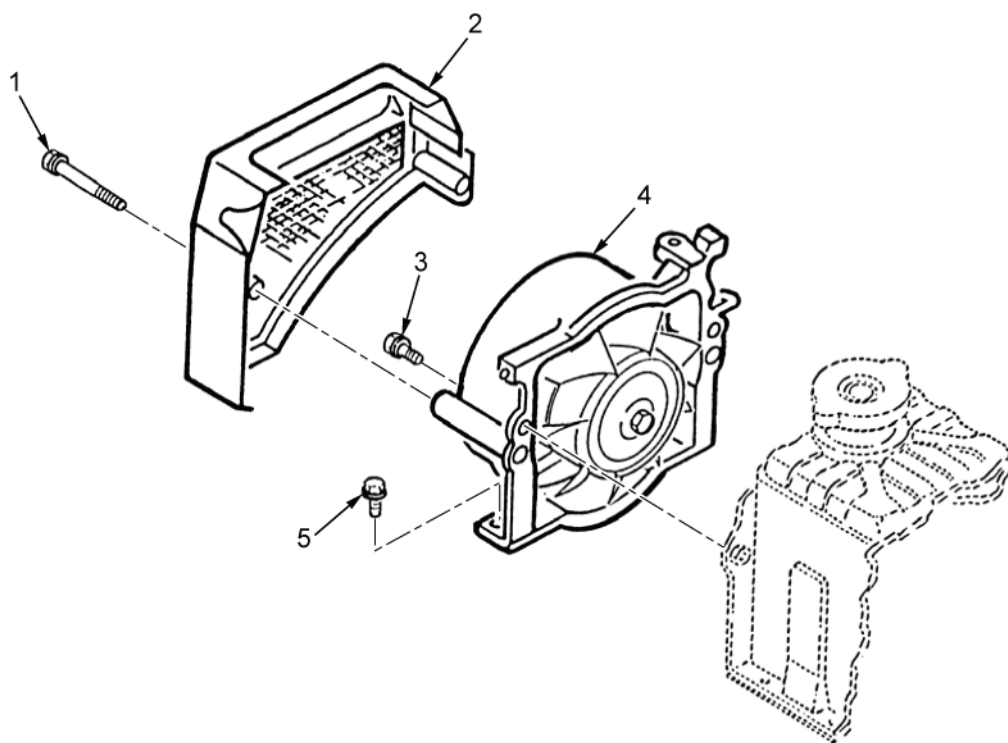


---

FIELD MAINTENANCE

GROUP 2955 ENGINE FAN, FAN DRIVE, FAN BELTS, AND FAN

---



HETP341

Figure 109. Fan Dynamo.

(1) ITEM NO.	(2) SMR CODE	(3) NSN	(4) CAGEC	(5) PART NUMBER	(6) DESCRIPTION AND USABLE ON CODE (UOC)	(7) QTY
					GROUP      FIGURE 109. FAN DYNAMO 2955	
1	PAFZZ	5306-01-320-7029	S4532	01023-50660	BOLT,MACHINE	2
2	PBFZZ	2540-01-320-5417	3H244	14595-7412-0	COVER,VENTILATORY	1
3	PAFZZ	5306-01-320-7025	S4532	01023-50616	BOLT,MACHINE	2
4	PAFZZ	4140-01-321-9085	S4532	14279-7401-0	FAN,VANEAXIAL	1
5	PAFZZ	5306-01-321-3375	S4532	01023-50620	BOLT,MACHINE	2

END OF FIGURE



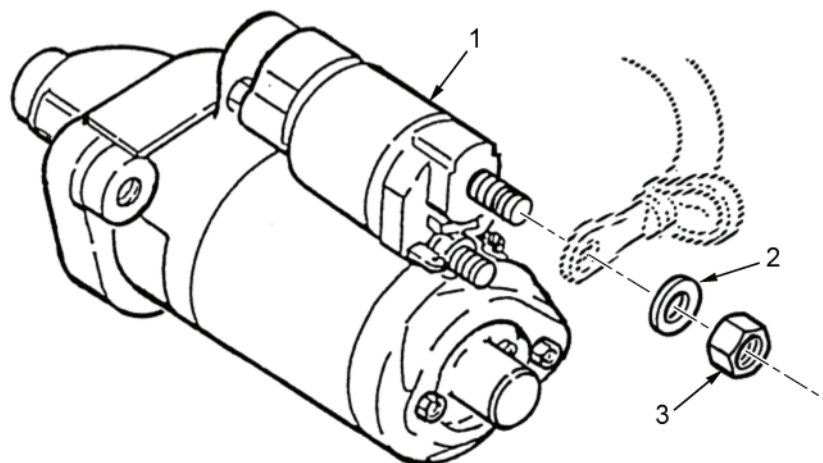


---

FIELD MAINTENANCE

GROUP 2963 STARTER, SOLENOIDS, CIRCUIT BREAKERS, WIRING, AND SWITCHES

---



HETP228

Figure 110. Starter.

(1) ITEM NO.	(2) SMR CODE	(3) NSN	(4) CAGEC	(5) PART NUMBER	(6) DESCRIPTION AND USABLE ON CODE (UOC)	(7) QTY
					GROUP      FIGURE 110. STARTER 2963	
1	PAFZZ	2920-01-316-8826	S5715	9702809-713	STARTER,ENGINE,ELEC	1
2	PAFZZ	5310-01-447-3557	S4532	14278-9401-0	WASHER,FLAT	1
3	PAFZZ	5310-01-321-3425	S4532	02112-50080	NUT,SELF-LOCKING,HE	1
END OF FIGURE						

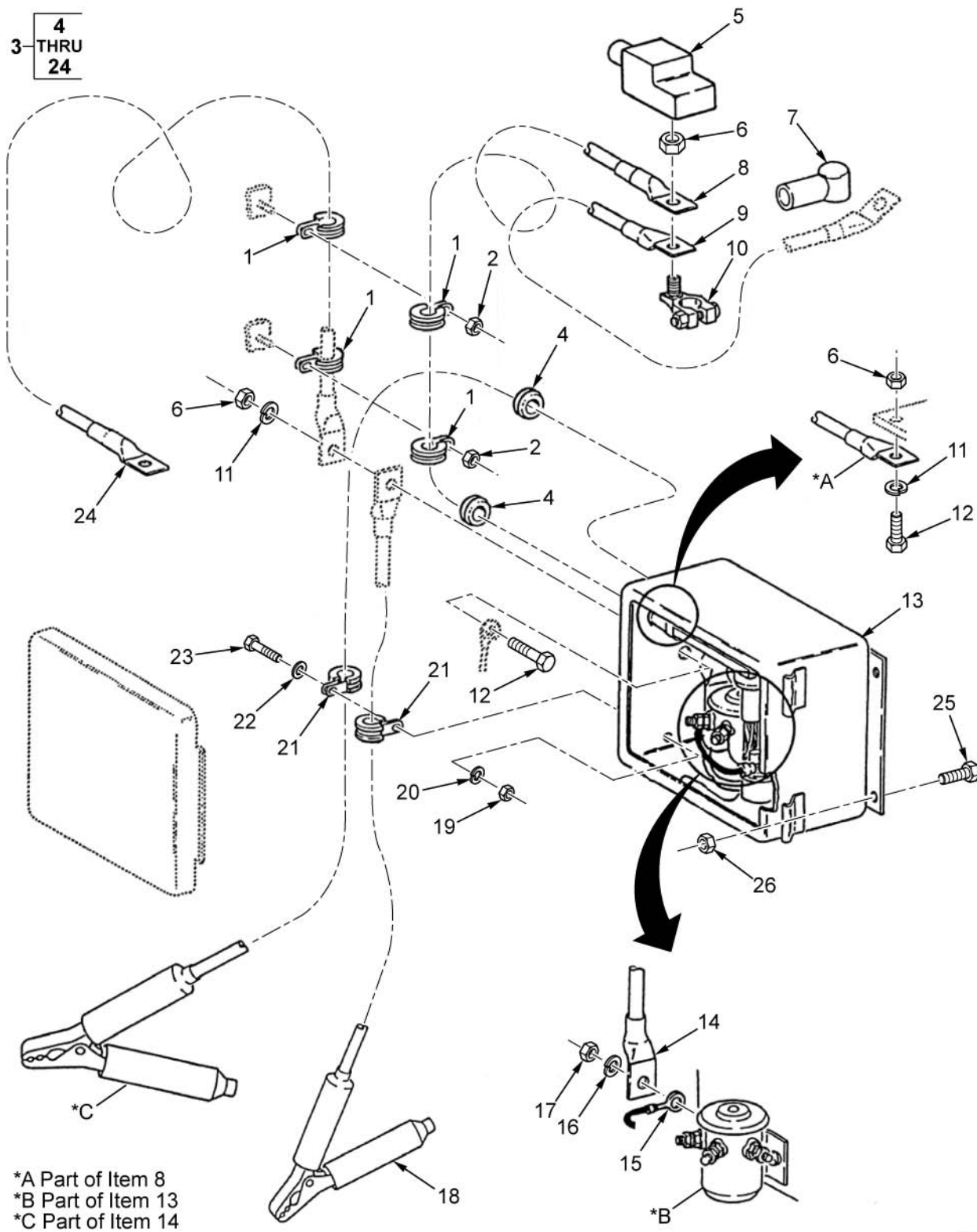


---

FIELD MAINTENANCE

GROUP 2963 STARTER, SOLENOIDS, CIRCUIT BREAKERS, WIRING, AND SWITCHES

---



HETP342

Figure 111. Auxiliary Power Unit (APU) Start System.

(1) ITEM NO.	(2) SMR CODE	(3) NSN	(4) CAGEC	(5) PART NUMBER	(6) DESCRIPTION AND USABLE ON CODE (UOC)	(7) QTY
					GROUP 2963	
					FIGURE 111. AUXILIARY POWER UNIT (APU) START SYSTEM	
1	PAFZZ	5340-00-057-2904	80205	MS21333-71	CLAMP,LOOP	4
2	PAFZZ	5310-00-877-5797	80205	MS21044N3	NUT,SELF-LOCKING,HE	2
3	PAFFF	6110-01-514-3506	98255	SW34146	DISTRIBUTION BOX	1
4	PAFZZ	5325-01-309-7164	96906	MS35489-149	.GROMMET,NONMETALLIC	2
5	MFFZZ		58961	23513-1	.CABLE NIPPLE,ELECTR MAKE FROM BOOT P/N 23513	1
6	PAFZZ	5310-00-056-3395	80205	MS35649-2382	.NUT,PLAIN,HEXAGON	3
7	PAFZZ	5975-01-386-8443	58961	23517	.CABLE NIPPLE,ELECTR	1
8	PAFZZ	6150-01-386-5631	98255	SW34131	.LEAD,ELECTRICAL	1
9	PAFZZ	6150-01-386-5610	98255	SW34149	.LEAD,ELECTRICAL	1
10	PAFZZ	5940-01-534-6948	58961	36224	.ADAPTER,BATTERY TER	1
11	PAFZZ	5310-00-080-6004	96906	MS27183-14	.WASHER,FLAT	2
12	PAFZZ	5305-01-140-9118	80204	B1821BH038C088N	.SCREW,CAP,HEXAGON H	2
13	PAFZZ	5975-01-386-7717	98255	SW34128	.JUNCTION BOX	1
14	PAFZZ	6150-01-386-6124	98255	SW34130	.LEAD,STORAGE BATTER	1
15	PAFZZ	6150-01-386-5609	98255	SW34147	.LEAD,ELECTRICAL	1
16	PAFZZ	5310-00-167-0671	80205	MS35338-102	.WASHER,LOCK	1
17	PAFZZ	5310-00-181-6822	96906	MS35650-3315	.NUT,PLAIN,HEXAGON	1
18	PAFZZ	6150-01-390-7347	98255	SW34132	.CABLE ASSEMBLY,SPEC	1
19	PAFZZ	5310-00-934-9751	80205	MS35650-302	.NUT,PLAIN,HEXAGON	1
20	PAFZZ	5310-00-045-3296	80205	MS35338-43	.WASHER,LOCK	1
21	PAFZZ	5340-00-291-5348	96906	MS21919WG8	.CLAMP,LOOP	2
22	PAFZZ	5310-00-014-5850	96906	MS27183-42	.WASHER,FLAT	1
23	PAFZZ	5305-00-989-7434	80205	MS35207-263	.SCREW,MACHINE	1
24	PAFZZ	6150-01-386-5622	98255	SW34133	.LEAD,ELECTRICAL	1
25	PAFZZ	5305-00-068-0508	80204	B1821BH025C075N	SCREW,CAP,HEXAGON HE	4
26	PAFZZ	5310-00-088-1251	81349	M45913/1-4CG5C	NUT,SELF-LOCKING,HE	4

END OF FIGURE



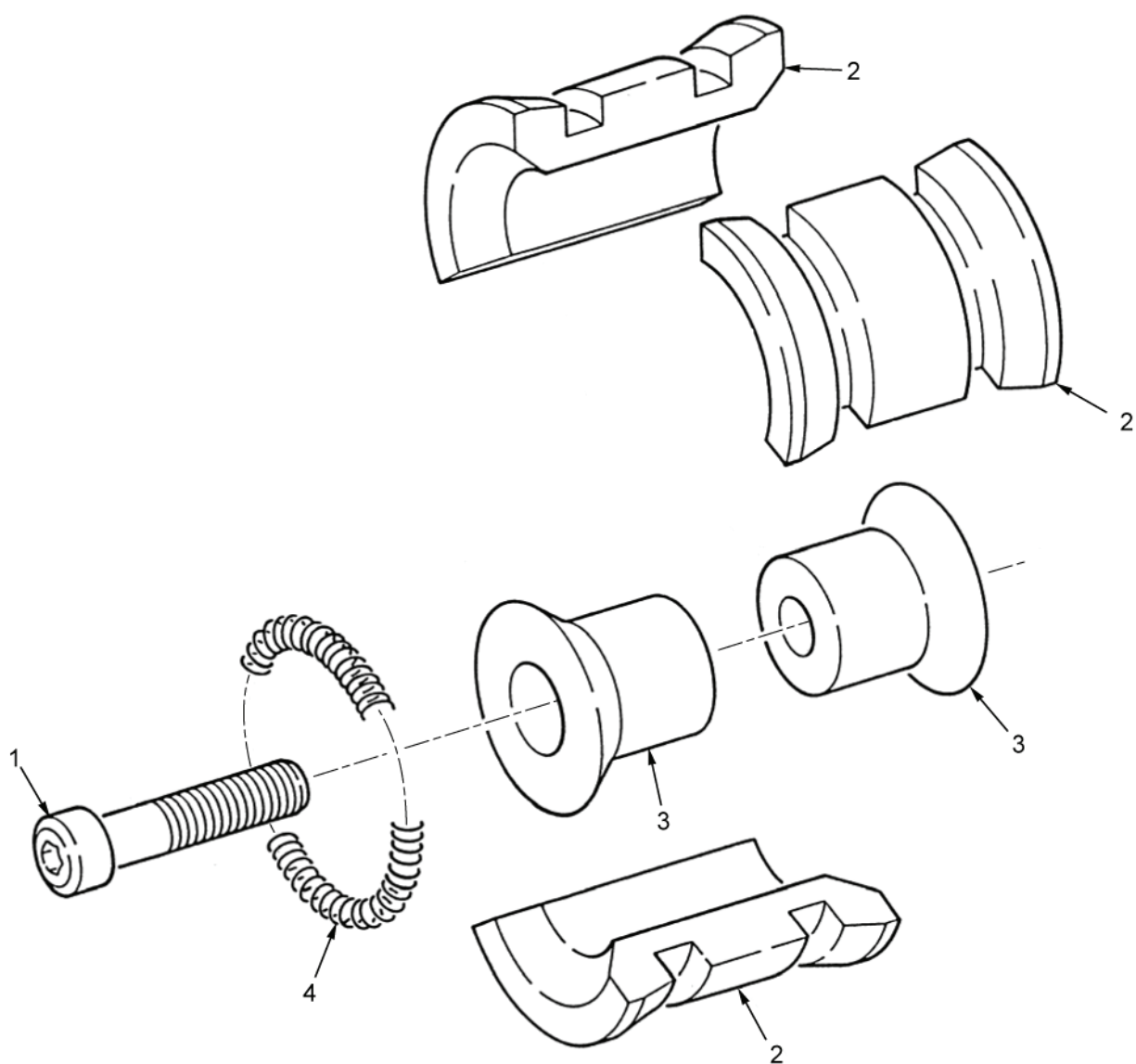


---

FIELD MAINTENANCE

GROUP 2604 SPECIAL TOOLS (REPAIR PARTS)

---



HETP306

Figure 112. Suspension Mandrel.

(1) ITEM NO.	(2) SMR CODE	(3) NSN	(4) CAGEC	(5) PART NUMBER	(6) DESCRIPTION AND USABLE ON CODE (UOC)	(7) QTY
					GROUP 2604	FIGURE 112. SUSPENSION MANDREL
1	PAFZZ	5305-00-983-5334	96906	MS16997-102	SCREW,CAP,SOCKET HE	1
2	PAFZZ	2530-01-362-1096	98255	SW32343	ARM,PIVOTING WHEEL	1
3	PAFZZ	2530-01-359-2480	98255	SW32342	ARM,PIVOTING WHEEL	1
4	PAFZZ	5360-01-358-3589	98255	SW32344	SPRING,HELICAL,EXTE	2

END OF FIGURE

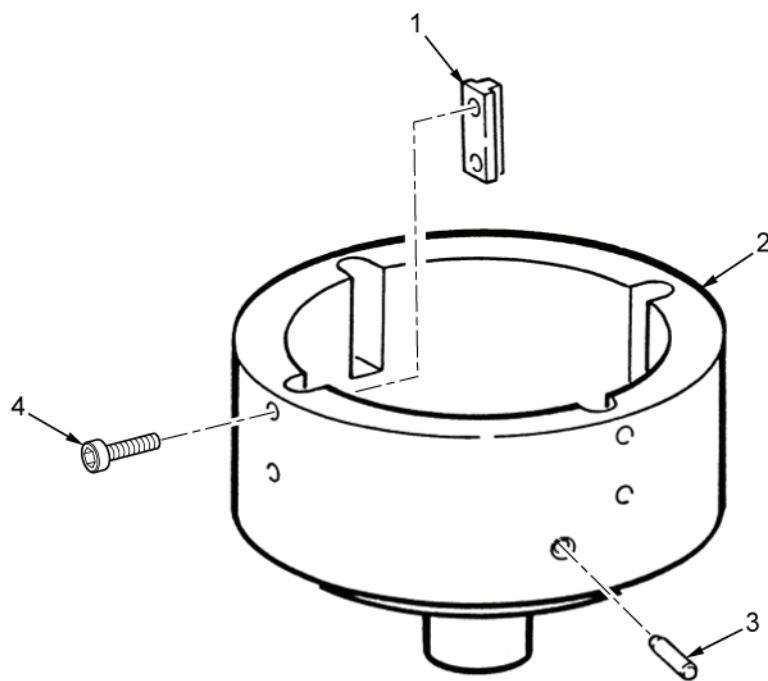


---

FIELD MAINTENANCE

GROUP 2604 SPECIAL TOOLS (REPAIR PARTS)

---



HETP307

Figure 113. Bearing Nut Spanner Socket.

(1) ITEM NO.	(2) SMR CODE	(3) NSN	(4) CAGEC	(5) PART NUMBER	(6) DESCRIPTION AND USABLE ON CODE (UOC)	(7) QTY
					GROUP 2604	FIGURE 113. BEARING NUT SPANNER SOCKET
1	PAFZZ	5315-01-358-9302	98255	SW32317	KEY,MACHINE	4
2	PAFZZ	5120-01-359-2786	98255	SW32324	BODY,ASSEMBLY,WRENC	1
3	PAFZZ	5315-00-061-4213	96906	MS16556-48	PIN,STRAIGHT,HEADLE	3
4	PAFZZ	5305-00-604-0041	53711	6300799-4-12	SCREW,CAP,SOCKET HE	8

END OF FIGURE



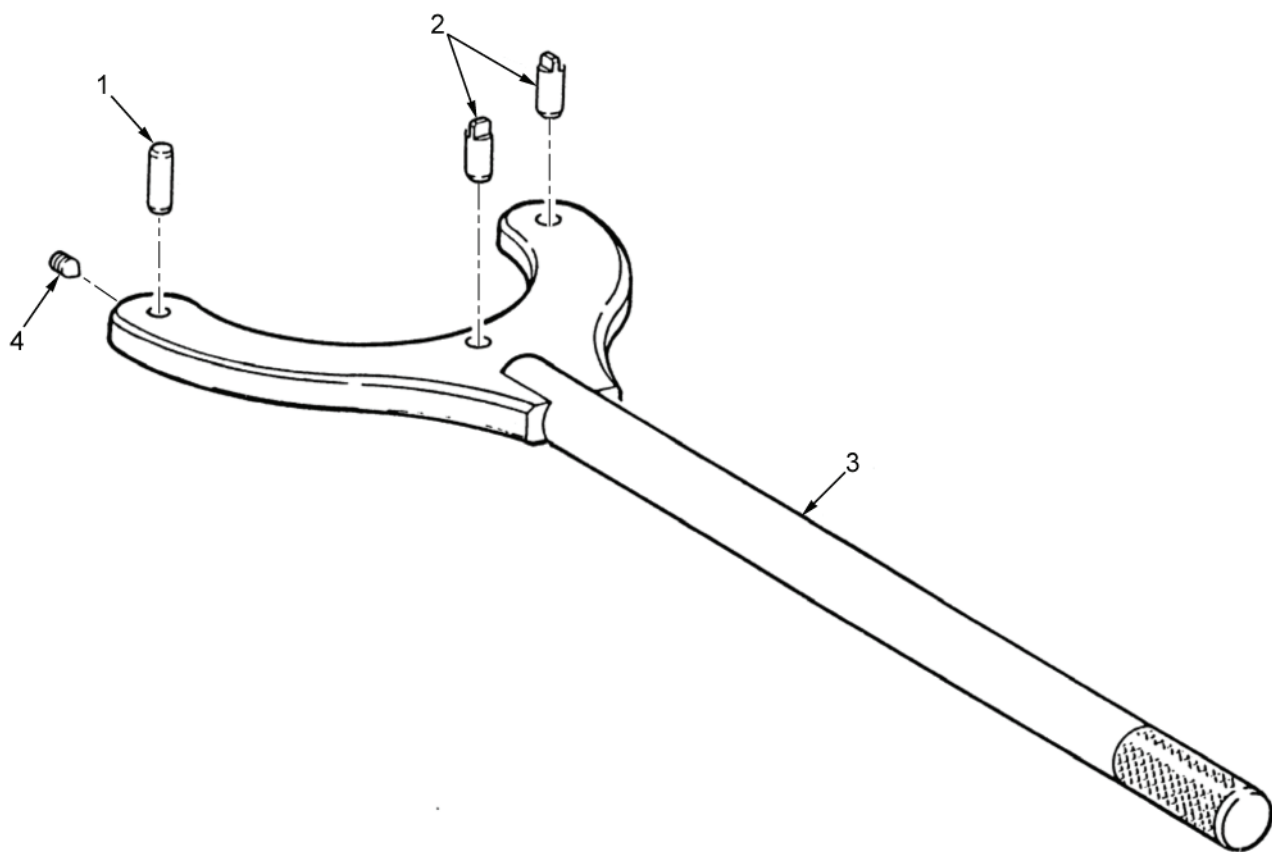


---

FIELD MAINTENANCE

GROUP 2604 SPECIAL TOOLS (REPAIR PARTS)

---



HETP308

Figure 114. Spanner Wrench.

(1) ITEM NO.	(2) SMR CODE	(3) NSN	(4) CAGEC	(5) PART NUMBER	(6) DESCRIPTION AND USABLE ON CODE (UOC)	(7) QTY
					GROUP      FIGURE 114. SPANNER WRENCH 2604	
1	PAFZZ	5315-01-357-0827	98255	SW32282	PIN,STRAIGHT,HEADLE	1
2	PAFZZ	5315-01-358-9196	98255	SW32283	PIN,STRAIGHT,HEADLE	2
3	PAFZZ	5120-01-415-4510	98255	SW32450	WRENCH,SPANNER	1
4	PAFZZ	5305-00-724-5816	80205	MS51964-69	SETSCREW	3

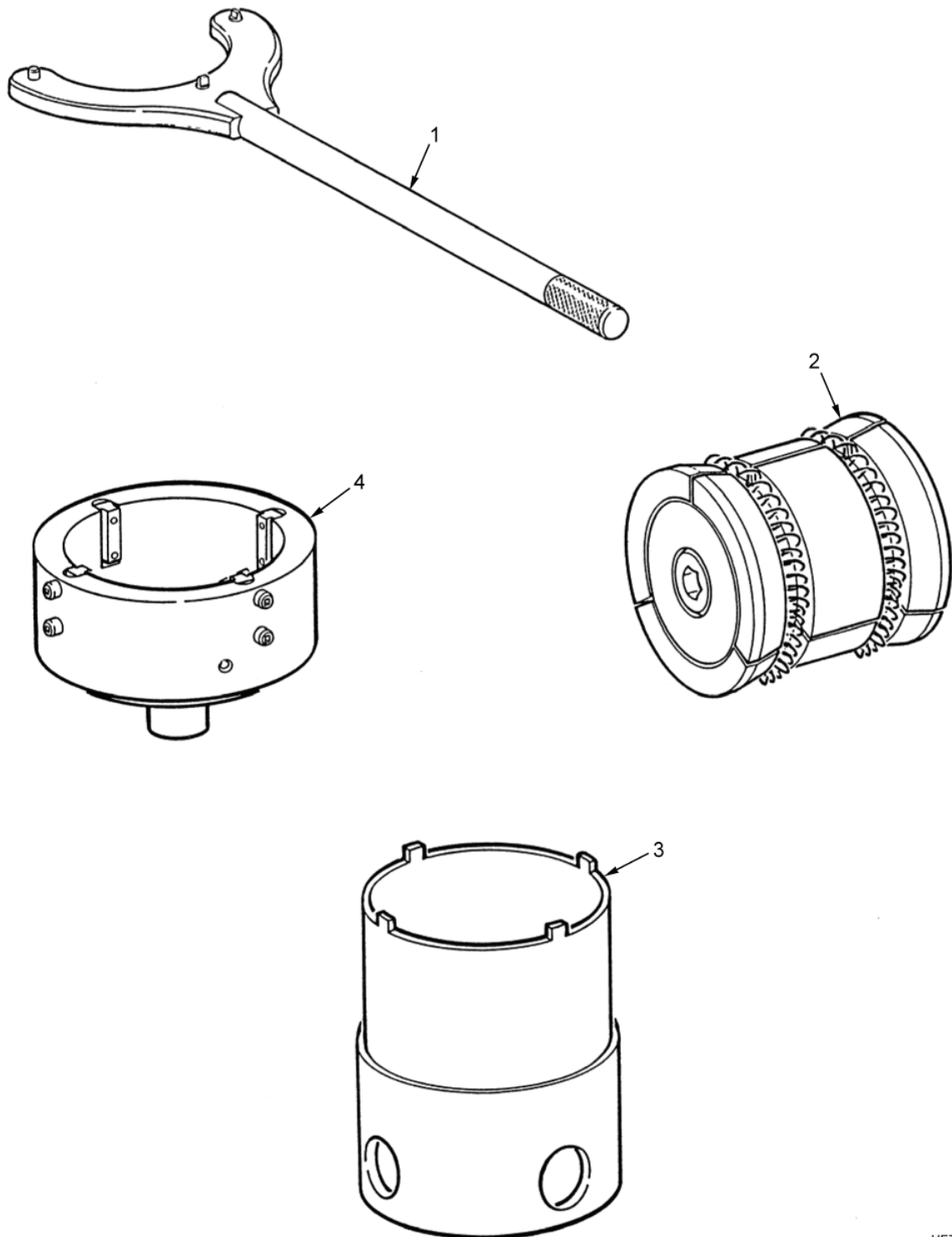
END OF FIGURE



---

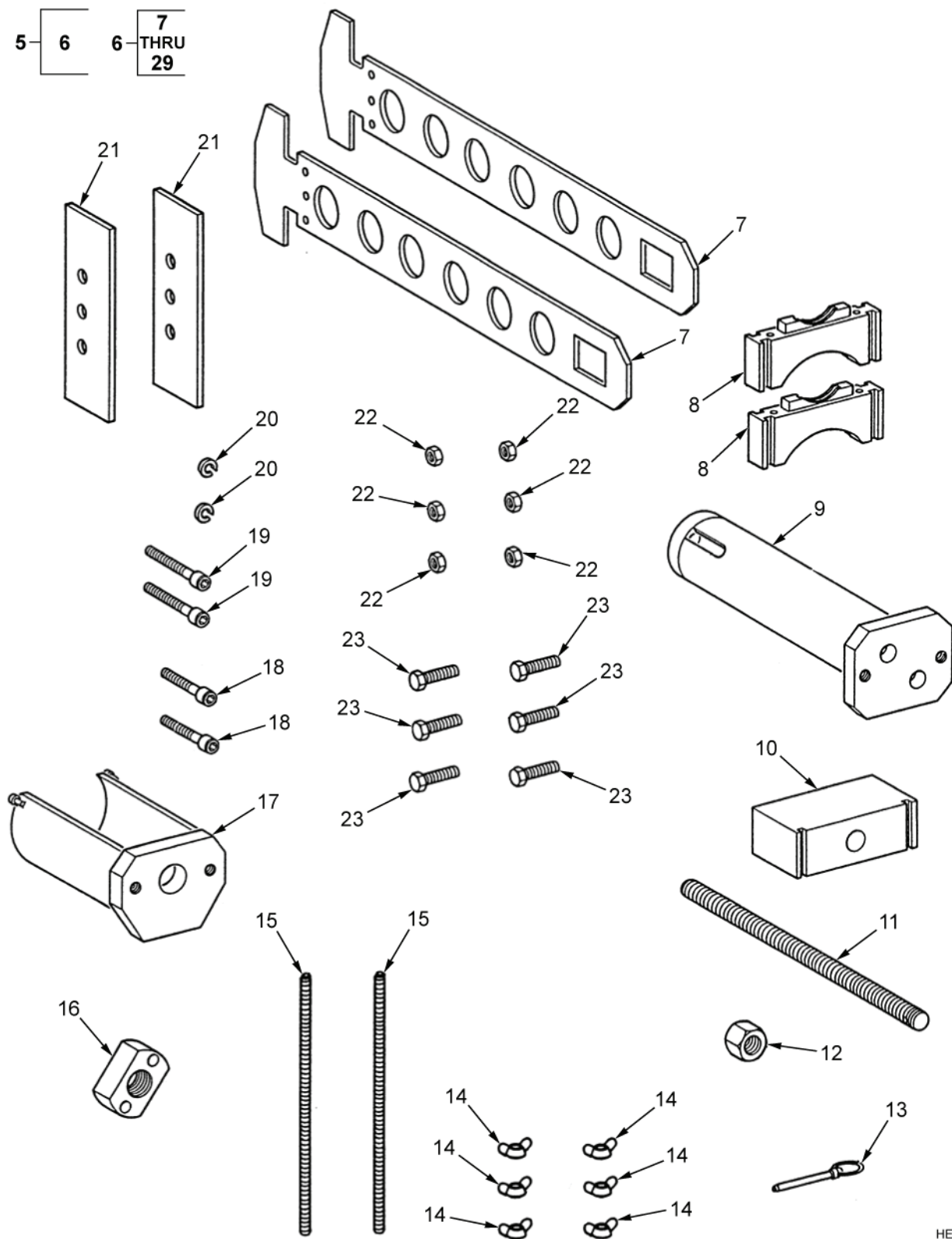
**FIELD MAINTENANCE**  
**GROUP 2604 SPECIAL TOOLS (REPAIR PARTS)**

---



HETP330

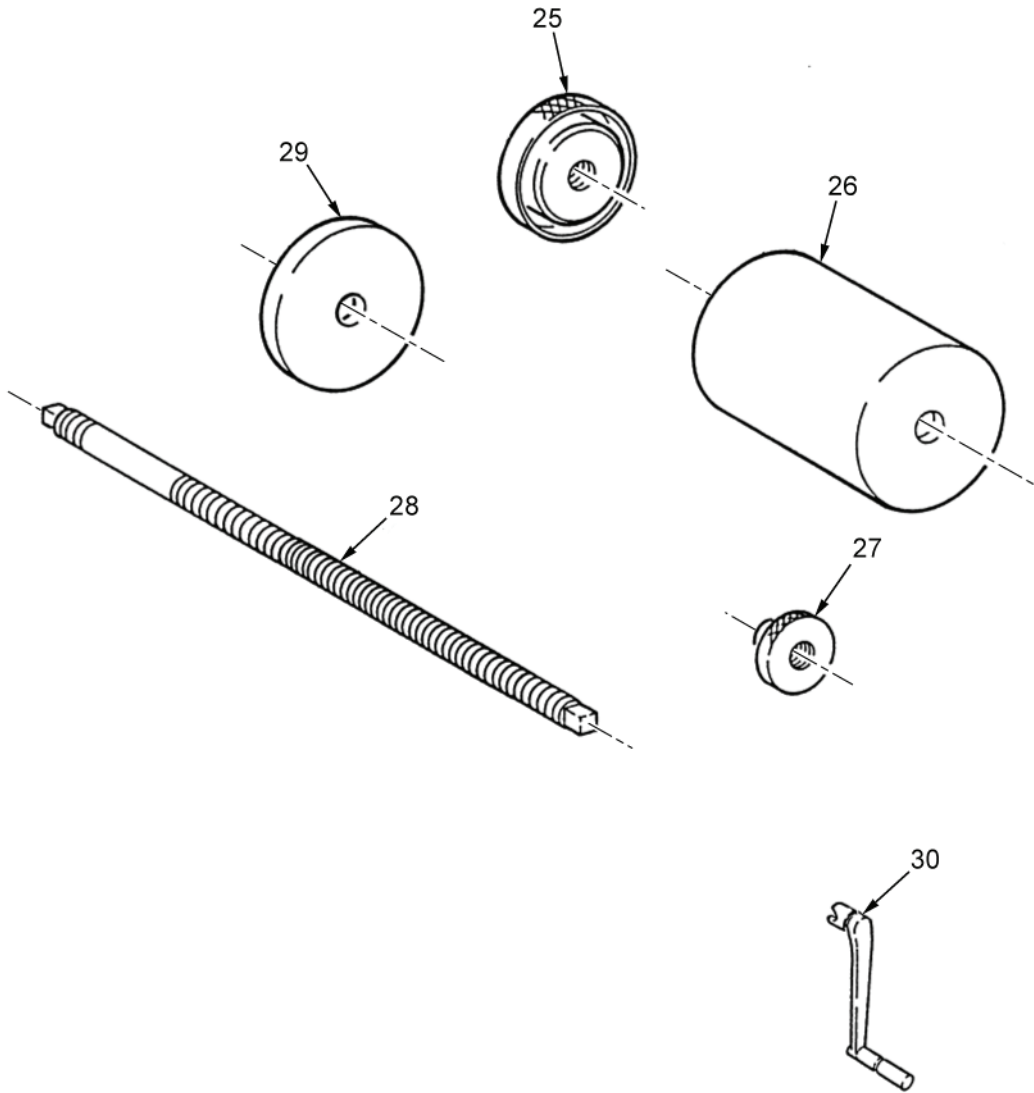
Figure 115. Special Tools (Sheet 1 of 4).



HETP331

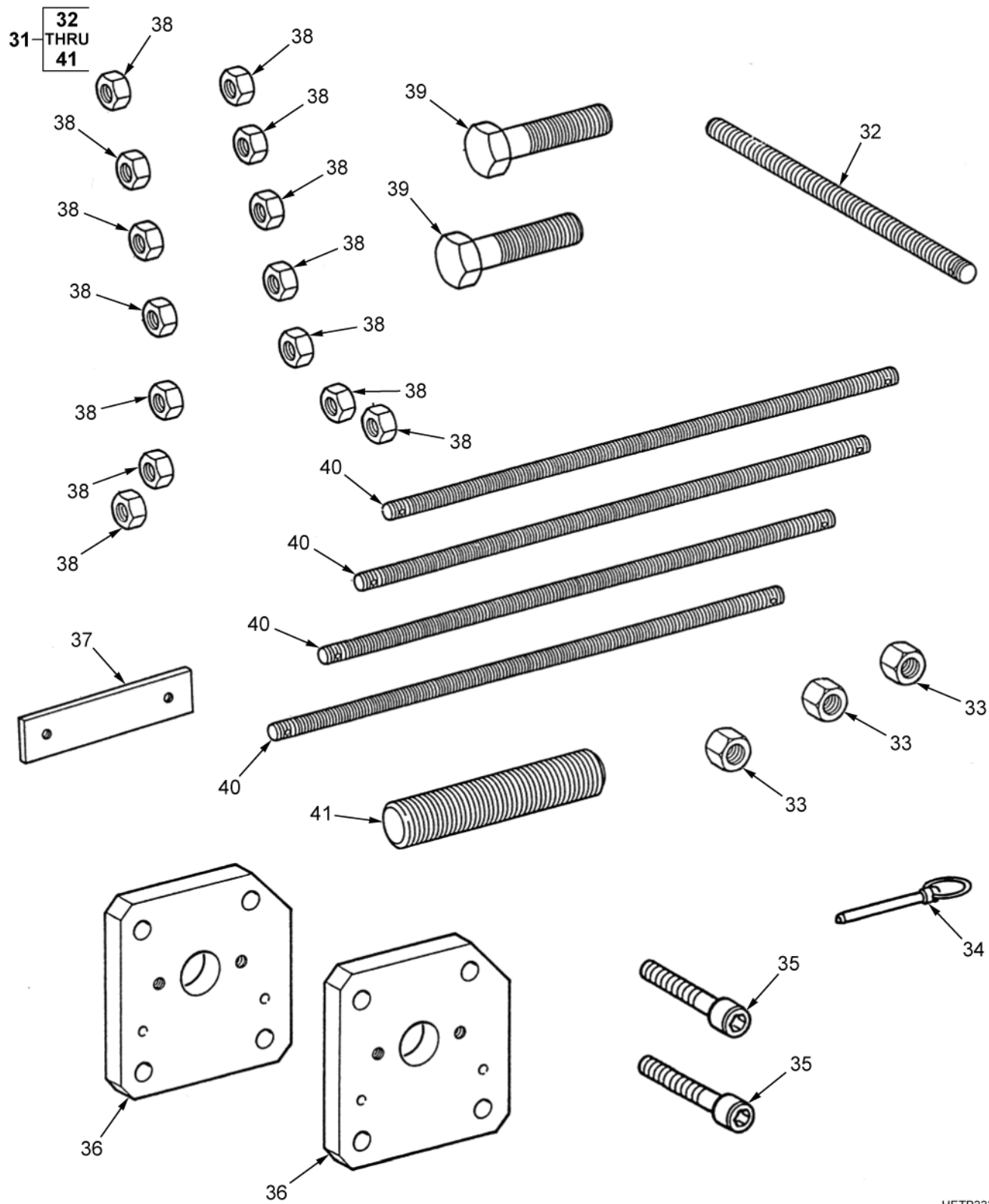
Figure 115. Special Tools (Sheet 2 of 4).

24 THRU 29



HETP332

Figure 115. Special Tools (Sheet 3 of 4).



HETP333

Figure 115. Special Tools (Sheet 4 of 4).



(1) ITEM NO.	(2) SMR CODE	(3) NSN	(4) CAGEC	(5) PART NUMBER	(6) DESCRIPTION AND USABLE ON CODE (UOC)	(7) QTY
					GROUP 2604	
					FIGURE 115. SPECIAL TOOLS	
1	PEFFF	5120-01-358-3085	98255	SW32279	WRENCH SET, SPANNER	1
2	PEFFF	2530-01-355-3091	98255	SW32341	MANDREL, SUSPENSION (FOR REPAIR, SEE FIGURE 112)	1
3	PEFZZ	5120-01-358-3102	14846	SW32425	INSERTER AND REMOVE	1
4	PEFFF	5120-01-358-3054	98255	SW32316	WRENCH, SPANNER (FOR REPAIR SEE FIGURE 114)	1
5	PEFZZ	2530-01-381-9957	98255	SW34257	PARTS KIT, AXLE VEHI	1
6	PAFZZ	2530-01-381-9902	98255	SW33968	.PARTS KIT, AXLE, VEHI	1
7	PAFZZ	5340-01-382-9842	98255	SW33969	..PLATE, MOUNTING	2
8	PAFZZ	2510-01-385-8930	98255	SW33970	..BAR, STABILIZER	2
9	PAFZZ	5355-01-383-6516	98255	SW33971	..EXTENSION SHAFT	1
10	PAFZZ	5340-01-382-9863	98255	SW33972	..PLATE, MOUNTING	1
11	PAFZZ	5306-01-383-8836	98255	SW33973	..ROD, CONTINUOUS THRE	1
12	PAFZZ	5310-01-383-3460	98255	SW33974	..NUT, PLAIN, HEXAGON	1
13	PAFZZ	5315-01-382-8113	99862	CL6-DEP-3.750	..PIN, QUICK RELEASE	1
14	PAFZZ	5310-01-384-2485	39428	90866A031	..NUT, PLAIN, WING	6
15	MFFZZ	5306-00-259-9091	39428	98841A031	..ROD, CONTINUOUS THRE	2
16	PAFZZ	5340-01-382-9838	98255	SW33978	..PLATE, MOUNTING	1
17	PAFZZ	5365-01-384-5305	98255	SW33979	..SPACER, SLEEVE	1
18	PAFZZ	5305-01-383-8811	39428	91251A402	..SCREW, CAP, SOCKET HE	2
19	PAFZZ	5305-01-383-8917	39428	91251A404	..SCREW, CAP, SOCKET HE	2
20	PAFZZ	5310-00-820-6653	0158B	MS35338-50	..WASHER, LOCK	2
21	PAFZZ	5340-01-382-9835	98255	SW34192	..PLATE, MOUNTING	2
22	PAFZZ	5310-01-384-2507	39428	94895A840	..NUT, PLAIN, HEXAGON	6
23	PAFZZ	5306-00-207-3500	88044	AN12-15A	..BOLT, MACHINE	6
24	PAFZZ	2530-01-381-9847	98255	SW34256	..PARTS KIT, ARM, STEER	1
25	PBFZZ	5120-01-389-9969	98255	SW33146	..ADAPTER, BUSHING TOO	1
26	XDFZZ		98255	SW33147	..INSERTER AND REMOVE	1
27	PAFZZ	5355-01-383-6540	98255	SW33148	..KNOB	1
28	PAFZZ	3040-01-385-8955	98255	SW33149	..SHAFT, STRAIGHT	1
29	PAFZZ	2530-01-384-1206	98255	SW33150	..PLATE, BACKING, BRAKE	1
30	PAFZZ	5340-01-321-0542	S4532	19104-6111-2	HANDLE, MANUAL CONTR	1
31	PEFZZ	5120-01-383-6487	98255	SW34360	REMOVER SET, STUD	1
32	PAFZZ	5306-01-383-8836	98255	SW33973	..ROD, CONTINUOUS THRE	1
33	PAFZZ	5310-01-383-3460	98255	SW33974	..NUT, PLAIN, HEXAGON	3
34	PAFZZ	5315-01-382-8113	99862	CL6-DEP-3.750	..PIN, QUICK RELEASE	1
35	PAFZZ	5305-01-383-8917	39428	91251A404	..SCREW, CAP, SOCKET HE	2
36	PAFZZ	5340-01-386-0474	98255	SW34356	..PLATE, MOUNTING	2
37	PAFZZ	5365-01-386-0460	98255	SW34358	..SPACER, PLATE	1
38	PAFZZ	5310-00-724-0642	96906	MS51968-27	..NUT, PLAIN, HEXAGON	14
39	PAFZZ	5305-00-725-2317	0158B	MS90725-64	..SCREW, CAP, HEXAGON H	2
40	PAFZZ	5306-01-386-0960	98255	SW34357	..ROD, CONTINUOUS THRE	4
41	PAFZZ	5307-01-387-0067	98255	SW34361	..STUD, CONTINUOUS THRE	1

END OF FIGURE



# **FIELD MAINTENANCE KITS**

(1)	(2)	(3)	(4)	(5)	(6)	(7)
ITEM NO.	SMR CODE	NSN	CAGE	PART NUMBER	DESCRIPTION AND USABLE ON CODE (UOC)	QTY
GROUP 9401 KITS FIG. KIT KITS						
1	PAHZZ	5330-01-323-2627	13829	375 1804 078	PARTS KIT,SEAL REPL PACKING,PREFORMED ( 001 ) 37 - 11 PACKING,PREFORMED ( 001 ) 37 - 6 RETAINER,SEAL ( 001 ) 37 - 5 RETAINER,SEAL ( 002 ) 37 - 10 RING,BEARING ( 002 ) 37 - 13 SEAL ( 001 ) 37 - 8 SEAL,PISTON ( 001 ) 37 - 14 WIPER ( 001 ) 37 - 9	001
1	PAFZZ	5330-01-563-8238	13829	375 1806 030	PARTS KIT,SEAL REPL 001 INCLUDES KIT 374 1804 078 AND P/N 374 2058 201	
2	PAFZZ	5330-01-359-8835	13829	345 9149 011	PARTS KIT,SEAL REPL PACKING,PREFORMED ( 001 ) 60 - 4 PACKING,PREFORMED ( 001 ) 60 - 6 PACKING,PREFORMED ( 001 ) 60 - 3 SEAL ( 001 ) 60 - 5	001
3	PAFZZ	5330-01-357-3902	13829	345 9149 009	PARTS KIT,SEAL REPL PACKING,PREFORMED ( 001 ) 60 - 11 PACKING,PREFORMED ( 001 ) 60 - 10 PACKING,PREFORMED ( 002 ) 60 - 9 SHIM ( 001 ) 60 - 8	001
4	PAFZZ	5330-01-357-3902	13829	345 9149 009	PARTS KIT,SEAL REPL PACKING,PREFORMED ( 001 ) 60 - 16 PACKING,PREFORMED ( 001 ) 60 - 15 PACKING,PREFORMED ( 002 ) 60 - 14 SHIM ( 001 ) 60 - 13	001
5	PAFZZ	5330-01-332-4304	54035	990-010-007	PARTS KIT,SEAL REPL PACKING,PREFORMED ( 001 ) 61 - 4 PACKING,PREFORMED ( 001 ) 61 - 6 RING,BACKUP ( 001 ) 61 - 7 RING,BACKUP ( 001 ) 61 - 5	001
6	PAFZZ	5330-01-332-4304	54035	990-010-007	PARTS KIT,SEAL REPL PACKING,PREFORMED ( 001 ) 61 - 12 PACKING,PREFORMED ( 001 ) 61 - 9 RING,BACKUP ( 001 ) 61 - 10 RING,BACKUP ( 001 ) 61 - 11	001
7	PAFZZ	5330-01-332-4304	54035	990-010-007	PARTS KIT,SEAL REPL PACKING,PREFORMED ( 001 ) 61 - 14 PACKING,PREFORMED ( 001 ) 61 - 16 RING,BACKUP ( 001 ) 61 - 17 RING,BACKUP ( 001 ) 61 - 15	001
8	PAFZZ	5330-01-332-7167	54035	990-011-007	PARTS KIT,SEAL REPL PACKING,PREFORMED ( 001 ) 61 - 23 PACKING,PREFORMED ( 002 ) 61 - 20 RING,BACKUP ( 001 ) 61 - 19 RING,BACKUP ( 001 ) 61 - 21 RING,BACKUP ( 001 ) 61 - 22	001

(1)	(2)	(3)	(4)	(5)	(6)	(7)
ITEM NO.	SMR CODE	NSN	CAGE	PART NUMBER	DESCRIPTION AND USABLE ON CODE (UOC)	QTY
9	PAFZZ	5330-01-332-7167	54035	990-011-007	PARTS KIT,SEAL REPL PACKING,PREFORMED ( 001 ) 62 - 7 PACKING,PREFORMED ( 002 ) 62 - 4 RING,BACKUP ( 001 ) 62 - 3 RING,BACKUP ( 001 ) 62 - 6 RING,BACKUP ( 001 ) 62 - 5	001
10	PAFZZ	5330-01-332-4304	54035	990-010-007	PARTS KIT,SEAL REPL PACKING,PREFORMED ( 001 ) 62 - 12 PACKING,PREFORMED ( 001 ) 62 - 9 RING,BACKUP ( 001 ) 62 - 10 RING,BACKUP ( 001 ) 62 - 11	001
11	PAFZZ	5330-01-332-4305	54035	990-021-007	PARTS KIT,SEAL REPL PACKING,PREFORMED ( 001 ) 62 - 18 PACKING,PREFORMED ( 002 ) 62 - 15 RING,BACKUP ( 001 ) 62 - 17 RING,BACKUP ( 001 ) 62 - 16 RING,BACKUP ( 002 ) 62 - 14	001
12	PAHZZ	2590-01-324-2148	13829	375 1804 077	PARTS KIT,LINEAR AC RING,BEARING ( 001 ) 88 - 11 RING,WIPER ( 001 ) 88 - 8 SEAL, NONMETALLIC ( 001 ) 88 - 5 SEAL,VACUUM ( 001 ) 88 - 6	001
12	PAFZZ	2590-01-563-6453	13829	375 1806 028	PARTS KIT,LINEAR AC INCLUDES KIT 375 1804 077 AND P/N 373 4200 301	001
13	PAHZZ	5330-01-323-2628	13829	375 1804 079	PARTS KIT,SEAL REPL PACKING,PREFORMED ( 001 ) 89 - 10 PACKING,PREFORMED ( 002 ) 89 - 6 PLUG,NONMETALLIC ( 001 ) 89 - 25 RETAINER,SEAL ( 001 ) 89 - 19 SEAL,PISTON ( 002 ) 89 - 11 SEAL,ROD ( 001 ) 89 - 24 SEAL,ROD ( 001 ) 89 - 3 SHIM ( 004 ) 89 - 26 WIPER RING ( 001 ) 89 - 4	001
14	PAFZZ	5330-01-563-8240	13829	375 1806 029	PARTS KIT,SEAL REPL	001
15	PAFZZ	4910-01-523-14	16236	2940L0012	MAINTENANCE KIT,VEH ANNUAL INSPECTION KIT	001

**END OF WORK PACKAGE**

## FIELD MAINTENANCE

## BULK ITEMS

(1) ITEM NO.	(2) SMR CODE	(3) NSN	(4) CAGEC	(5) PART NUMBER	(6) DESCRIPTION AND USABLE ON CODE(UOC)	(7) QTY
GROUP 9501 HARDWARE SUPPLIES AND BULK MATERIAL, COMMON						
1	PAFZZ	2590-01-225-2503	82654	75000343	BEZEL,AUTOMOTIVE TR .....	001
2	PAFZZ	5975-01-386-8442	58961	23513	CABLE NIPPLE,ELECTR .....	001
3	PAFZZ	5340-00-921-6993	80205	MS21334-32	CLAMP,LOOP .....	001
4	PAFZZ	4720-01-351-9758	98441	AS-B-15	GUARD,HOSE-TUBING .....	001
5	PAFZZ	4720-01-372-2786	98441	AS-B-27	GUARD,HOSE-TUBING .....	001
6	PAFZZ	4720-00-722-4723	01276	AE373-6	HOSE,NONMETALLIC .....	001
7	PAFZZ	4720-00-447-0027	01276	AE373-12	HOSE,NONMETALLIC .....	001
8	PAFZZ	4720-01-003-6706	19207	CPR104420-3	HOSE,NONMETALLIC .....	001
9	PAFZZ	4720-01-334-0655	01276	FC195-10	HOSE,NONMETALLIC .....	001
10	PAFZZ	4720-01-169-9891	61424	PFT-6B	HOSE,NONMETALLIC .....	001
11	PAFZZ	4720-01-009-9058	61424	PFT-10B-BLK-100	HOSE,NONMETALLIC .....	001
12	PAFZZ	5970-01-142-2282	81343	M23053/4-303-0	INSULATION SLEEVING .....	002
13	PAFZZ	5330-01-386-4083	98255	SW34020	PACKING,PREFORMED .....	001
14	PAFZZ	5975-00-985-6630	96906	MS3367-3-0	STRAP,TIEDOWN,ELECT .....	100
15	PAFZZ	5975-00-133-8687	96906	MS3367-5-0	STRAP,TIEDOWN,ELECT .....	100
16	PAFZZ	5940-00-865-3220	1NJK8	YSM8C	SPLICE,CONDUCTOR .....	001
17	PAFZZ	4720-01-224-1733	01276	FC425-32	TUBING,NONMETALLIC .....	001
18	PAFZZ	6145-00-310-2590	81343	TYPE GPT 14 AWG RED	WIRE,ELECTRICAL .....	001
19	PAFZZ	6145-01-361-6550	77060	R-59138	WIRE,ELECTRICAL .....	001
20	PAFZZ	6145-01-357-7082	81349	M16878/2BLA94	WIRE,ELECTRICAL .....	001
21	PAFZZ	6145-00-983-5160	81349	M16878/2BLE9	WIRE,ELECTRICAL .....	001
22	PAFZZ	6145-00-983-5160	81349	M16878/2BLE9	WIRE,ELECTRICAL .....	001
23	PAFZZ	6145-01-357-7080	81349	M16878/2BLA91	WIRE,ELECTRICAL .....	002
24	PAFZZ	6145-01-358-6719	77060	R-60934	WIRE,ELECTRICAL .....	001
25	PAFZZ	6145-00-983-5160	81349	M16878/2BLE9	WIRE,ELECTRICAL .....	001
26	PAFZZ	6145-00-773-6195	81349	M16878/2BLE90	WIRE,ELECTRICAL .....	001
27	PAFZZ	6145-01-336-2427	81349	M16878/2BLE94	WIRE,ELECTRICAL .....	001
28	PAFZZ	6145-01-353-6210	81349	M16878/2BJA96	WIRE,ELECTRICAL .....	001

END OF WORK PACKAGE



**FIELD MAINTENANCE**  
**NATIONAL STOCK NUMBER (NSN) INDEX**

<b>STOCK NUMBER</b>	<b>FIG.</b>	<b>ITEM</b>	<b>STOCK NUMBER</b>	<b>FIG.</b>	<b>ITEM</b>
National Stock Number (NSN) INDEX			National Stock Number (NSN) INDEX		
4730-00-007-2275	21	10		38	5
5315-00-010-3389	21	13		43	13
	25	8		49	3
5920-00-010-6652	11	10		111	25
5310-00-014-5850	106	6	5305-00-068-0509	48	2
	106	26		50	11
	111	22	5305-00-068-0511	38	17
6240-00-019-0877	7	20		59	9
4730-00-027-1825	71	1	5310-00-068-5285	49	14
5905-00-044-4151	1	13		51	5
5310-00-045-3296	7	11	4730-00-069-1187	24	6
	8	11		25	43
	12	5		26	7
	28	7		27	23
	66	7	5305-00-071-2067	42	1
	106	7	5305-00-071-2070	54	14
	106	27	5305-00-071-2071	41	3
	111	20	5305-00-071-2077	40	10
4730-00-050-4208	19	5		41	1
	34	8	5310-00-080-6004	39	19
	35	3		49	7
	36	3		50	3
	43	12		111	11
	43	17	4730-00-080-7040	74	6
	54	13	5310-00-080-9786	7	12
5305-00-050-9229	5	7		8	8
5305-00-051-4077	59	1	5310-00-081-4219	10	6
5310-00-056-3395	38	11		38	30
	53	16		39	12
	111	6		52	9
5340-00-057-2904	111	1		63	3
5999-00-057-2929	4	9		106	14
	7	2	5315-00-081-7042	67	2
	7	17	5310-00-081-8087	1	12
5310-00-060-9435	36	13		72	14
5315-00-061-4213	113	3	4730-00-083-6903	69	8
5305-00-068-0501	11	1		86	7
	50	7	5930-00-084-7570	106	11
	2	16	5310-00-087-4652	19	33
5305-00-068-0508	1	25		46	15

STOCK NUMBER	FIG.	ITEM	STOCK NUMBER	FIG.	ITEM
National Stock Number (NSN) INDEX			National Stock Number (NSN) INDEX		
	53	15		17	3
	66	1		17	6
	79	6		18	4
5310-00-088-0551	1	18	5940-00-143-4794	1	7
5310-00-088-1251	4	13		2	8
	38	14		13	10
	49	18		14	2
	111	26		18	3
5306-00-088-5742	46	4	4820-00-148-8584	70	6
5330-00-090-2128	23	11	6240-00-155-8717	7	5
3110-00-100-0611	19	6	3110-00-163-7713	29	4
3110-00-101-1010	19	4		34	5
5331-00-108-5691	76	4	5310-00-167-0671	111	16
	79	2	5310-00-167-0721	47	15
6220-00-113-0986	7	1	5310-00-167-0765	66	6
5940-00-113-3145	11	11	5310-00-167-0768	38	8
5935-00-115-2306	5	5		39	4
	6	8	5935-00-167-7775	18	6
	11	5	5310-00-171-1741	31	21
	11	8		32	8
	13	3		33	10
5935-00-115-2307	11	6	4730-00-172-0010	32	5
	11	7		33	2
	15	2		33	5
	16	2		35	9
	16	5		44	5
	17	2	4730-00-172-0034	19	21
	17	5		35	16
4730-00-125-7922	70	13		36	24
	71	3		54	11
	74	1	4730-00-172-0052	21	7
5975-00-133-8687		15	5325-00-174-9332	106	21
2530-00-137-9235	23	9	5940-00-177-4356	9	7
6240-00-143-3159	4	4		18	8
4730-00-143-3941	73	10	5310-00-178-7733	25	7
5940-00-143-4777	1	14		25	11
	14	3	6220-00-179-4324	4	6
5940-00-143-4780	1	3	5310-00-180-0277	4	16
	2	3	5310-00-181-6822	111	17
	13	1	5325-00-185-0003	12	17
	13	16	4730-00-186-3845	77	4
	15	3	5340-00-200-3045	28	10
	16	3	5340-00-200-8559	12	19
	16	6	9905-00-202-3639	55	2



STOCK NUMBER	FIG.	ITEM	STOCK NUMBER	FIG.	ITEM
National Stock Number (NSN) INDEX			National Stock Number (NSN) INDEX		
9905-00-205-2795	55	4		79	10
5306-00-207-3500	115	23	5305-00-269-3218	60	18
5310-00-208-9255	1	5	5305-00-269-3219	38	20
	2	5	5305-00-269-3238	21	25
4730-00-224-7757	70	5		66	11
	72	2	5305-00-269-3245	35	10
	76	10	2530-00-270-3878	23	9
5310-00-225-6993	40	3	4730-00-274-4692	76	9
	41	5		82	10
	54	15		85	10
5306-00-225-8498	39	10		86	19
	49	6	4730-00-278-3462	31	18
	92	4	4730-00-278-4311	91	1
5305-00-225-8507	63	5	5306-00-286-0481	23	12
	84	7	5340-00-286-9418	12	14
5306-00-226-4825	72	9		23	6
5306-00-226-4828	38	18	5340-00-286-9424	12	1
5305-00-226-4831	92	7		12	13
5306-00-226-4833	52	8	5340-00-286-9427	12	7
5306-00-226-4835	69	7	4730-00-289-2357	28	4
5306-00-226-4838	44	9	5340-00-291-5323	12	6
	69	5	5340-00-291-5347	12	20
5306-00-226-4839	62	20		28	8
5306-00-226-4844	61	24	5340-00-291-5348	111	21
4730-00-226-6772	26	19	5315-00-298-1499	45	7
4730-00-231-3012	25	18	6220-00-299-7425	7	6
5315-00-236-8357	38	16	6220-00-299-7426	7	6
5315-00-241-7332	38	2	5320-00-303-1060	56	9
5310-00-245-3615	52	3	6145-00-310-2590	9	8
5325-00-249-6355	12	10		13	15
5331-00-251-8839	69	9			18
	72	3	4730-00-314-7706	70	7
	76	6	5325-00-330-8254	29	7
	77	7	4730-00-334-7840	72	11
	82	7	5330-00-353-0959	7	3
	85	12		7	18
	86	1		8	14
5325-00-252-4758	19	18	5340-00-371-4018	7	4
3120-00-255-6042	20	11		7	19
2640-00-255-9346	30	5	4730-00-375-6403	24	3
5306-00-259-9091	115	15		26	17
5305-00-269-3211	39	17	5306-00-379-4569	33	21
	46	11	5310-00-407-9566	39	11
	46	17		49	5

STOCK NUMBER	FIG.	ITEM	STOCK NUMBER	FIG.	ITEM
National Stock Number (NSN) INDEX			National Stock Number (NSN) INDEX		
	52	4		51	9
	59	2	5340-00-584-6556	12	8
	61	25		105	1
	62	19	5310-00-584-7888	35	28
	63	4		45	5
	72	8		53	20
5325-00-420-5958	11	15	4730-00-595-0083	23	10
5315-00-421-4921	31	16	5310-00-596-8169	7	9
2530-00-426-8971	29	11		7	24
4720-00-447-0027		7	5340-00-598-0146	105	3
4730-00-460-2049	70	2	5340-00-598-0529	12	12
5331-00-462-0907	4	3	5305-00-604-0041	47	11
5340-00-466-4948	67	5		113	4
	67	9	6240-00-617-0991	4	5
4730-00-467-2597	80	1	4730-00-618-5381	73	1
	81	6	4730-00-623-9673	76	5
	82	1	5305-00-632-2777	4	15
	83	3	5310-00-637-9541	1	29
	84	4		2	21
	86	18		19	2
5310-00-483-8792	10	1		33	15
	19	24		33	25
	91	4		35	25
4730-00-491-4983	76	3		36	3
4730-00-491-9576	73	3		39	3
	75	4		44	10
5310-00-514-6674	13	18		46	16
5310-00-543-5933	5	6		52	17
4730-00-555-1764	25	17		54	2
5935-00-572-9180	4	11		59	8
	7	14		60	19
6220-00-577-3434	7	8		90	15
	7	23		106	2
6220-00-577-3435	7	16	5340-00-664-8165	12	9
5331-00-579-3156	63	2	4730-00-675-9216	83	4
5310-00-582-5965	3	2	5305-00-688-2111	38	7
	25	5		66	4
	27	3	5310-00-688-2195	35	20
	47	18		36	15
	48	5		39	18
	49	2	5310-00-689-3877	49	17
	92	3	2530-00-693-1029	29	7
	107	5	2530-00-696-0351	23	14
5310-00-584-5272	42	2	5305-00-719-5239	31	12

STOCK NUMBER	FIG.	ITEM	STOCK NUMBER	FIG.	ITEM
National Stock Number (NSN) INDEX			National Stock Number (NSN) INDEX		
	31	36	5340-00-801-8163	25	6
4720-00-722-4723		6	5310-00-802-4701	46	6
5305-00-723-9381	32	11	5331-00-804-5695	70	3
5305-00-723-9392	67	18		73	4
5305-00-723-9393	31	9		75	3
5310-00-724-0642	115	38	5331-00-808-0794	70	4
5305-00-724-5816	114	4		74	5
5305-00-724-5836	36	11		77	5
5305-00-724-7218	35	4		79	14
5305-00-724-7219	40	19	3120-00-808-2171	36	9
5305-00-725-2317	14	36	5340-00-809-1494	25	45
	115	39	5310-00-809-3078	47	17
6220-00-727-3288	7	16	5310-00-809-3079	41	4
6250-00-729-9295	8	15	5310-00-809-4058	10	2
5310-00-732-0558	33	26	5310-00-809-4061	44	11
	90	14		67	15
5310-00-732-0560	67	6	5310-00-809-5997	46	30
	67	10	5310-00-809-5998	31	13
6220-00-741-1843	7	1		31	27
6220-00-752-5992	7	21		38	3
	8	17	5310-00-809-8533	45	6
6220-00-752-5993	7	21	5310-00-809-8540	44	6
	8	17	5310-00-809-8541	45	2
5365-00-753-4865	21	15	5310-00-809-8544	56	4
5310-00-754-2005	44	7		57	7
5310-00-757-5909	34	1	5310-00-811-1377	19	27
5310-00-761-6882	3	3		35	13
	25	4		43	1
	47	19	5315-00-816-1794	67	3
4730-00-762-1239	74	4	5310-00-820-6653	40	17
5310-00-762-6241	36	12		115	20
5310-00-768-0318	40	8	5310-00-823-8804	67	20
	51	8	3110-00-829-0575	29	6
5935-00-773-1428	1	24	5310-00-833-8567	4	10
	2	17		7	15
6145-00-773-6195		26	4730-00-834-4521	81	2
4730-00-781-6089	85	7		83	9
	86	22		84	1
5315-00-784-0637	20	6	4730-00-834-6187	90	16
4730-00-784-2633	86	17	5315-00-838-4584	52	7
4730-00-786-2247	74	3	5315-00-839-9977	31	22
5331-00-790-6324	21	2		32	6
2530-00-797-9295	23	13		33	9
			5315-00-842-3045	31	2

STOCK NUMBER	FIG.	ITEM	STOCK NUMBER	FIG.	ITEM
National Stock Number (NSN) INDEX			National Stock Number (NSN) INDEX		
	40	13	6240-00-924-7526	6	2
	46	23	5310-00-926-1835	4	20
5310-00-842-7605	45	8		6	7
4730-00-849-7155	80	4		7	13
	86	4		8	9
5310-00-850-6881	31	1		12	21
	46	24		55	1
6240-00-851-4352	9	3		105	4
	9	9	5310-00-926-1852	66	10
5305-00-855-0957	106	12	5340-00-929-1794	28	9
4730-00-858-3493	71	5	5310-00-929-1807	1	27
	76	1		2	18
	82	9		12	15
	83	6	5310-00-930-7013	21	14
	85	9	4730-00-933-0816	70	12
5940-00-865-3220		16		82	6
5310-00-877-5797	12	2		85	13
	23	4	4730-00-933-3698	73	6
	38	28	5310-00-933-8121	50	6
	57	4	5310-00-934-9751	12	4
	58	4		28	6
	105	2		106	8
	111	2		106	28
5310-00-880-2005	29	8		111	19
	45	3	5310-00-934-9758	106	10
5310-00-880-7746	71	8	5305-00-942-2196	106	3
	79	5	5310-00-950-1309	47	2
5320-00-882-8385	58	3	4730-00-954-1271	86	5
4730-00-883-0643	24	4	5305-00-954-3937	49	1
2530-00-886-1103	29	16	5305-00-958-5451	72	12
4730-00-889-6045	70	15	5305-00-958-5471	49	12
5315-00-896-8950	21	18	5305-00-969-6018	29	9
5305-00-900-1118	35	1	5310-00-975-2075	66	9
	45	4	4730-00-976-0981	86	15
5340-00-901-8132	23	5	5305-00-978-9390	36	16
5310-00-902-9369	31	15	5305-00-978-9392	35	21
	31	26	5305-00-978-9394	19	1
	46	28	4730-00-979-5891	79	3
5305-00-903-3663	31	31	6145-00-983-5160		21
5310-00-904-0264	34	2			22
5305-00-904-4004	44	8			25
5315-00-917-2655	46	12	5305-00-983-5334	112	1
5340-00-921-6993	25	19	5940-00-983-6102	1	15
		3		2	10

STOCK NUMBER	FIG.	ITEM	STOCK NUMBER	FIG.	ITEM
National Stock Number (NSN) INDEX			National Stock Number (NSN) INDEX		
5940-00-983-6107	1	6		9	5
	2	4	4720-01-003-6706		8
5305-00-983-6642	36	18	4720-01-009-9058		11
5305-00-983-7474	32	9	5306-01-011-1708	67	16
	33	13	4730-01-012-1674	82	13
5305-00-984-3806	25	36		85	14
	26	4	5310-01-020-5947	38	22
	27	20	5330-01-024-2294	21	22
	38	12	4730-01-029-4193	69	10
	49	16		77	9
	51	7		86	2
	84	6	5306-01-031-4844	33	27
	92	6		44	1
5305-00-984-4976	1	21	5961-01-044-9445	1	4
5305-00-984-4992	1	22		2	2
5305-00-984-5695	39	16	4030-01-049-9314	52	14
5305-00-984-6208	7	7	5310-01-053-1936	11	14
	7	22	4730-01-062-2570	23	8
5305-00-984-6210	106	18		24	10
5975-00-985-6630		14	6220-01-067-4717	4	2
5305-00-988-1725	4	12	4730-01-077-4889	77	6
5305-00-989-7434	12	23	5342-01-081-2622	53	14
	55	3	5305-01-081-8236	11	18
	111	23	4730-01-086-2864	25	31
5305-00-989-7435	8	2		27	17
	106	20		28	2
	106	29	4730-01-091-8032	26	9
5305-00-993-1848	6	6		27	24
	7	10	4730-01-093-8464	70	10
	8	12		71	6
	12	3		82	14
5305-00-993-1851	4	18		85	3
	12	11	4730-01-094-3877	78	1
	106	23	6220-01-095-0009	6	1
5315-00-993-5817	35	2	6220-01-095-0011	5	2
5305-00-995-3442	6	11	6220-01-095-0019	6	4
5305-00-995-3444	1	19	5995-01-096-0733	5	4
	2	14	4730-01-096-3204	23	10
5310-00-997-1888	48	4	4730-01-096-9127	25	26
5315-00-999-4235	46	7		27	8
9905-00-999-7369	58	5	4730-01-096-9128	24	1
9905-00-999-7370	58	6		25	23
4730-00-999-9830	86	16		26	14
6210-01-003-0259	9	2		27	5

STOCK NUMBER	FIG.	ITEM	STOCK NUMBER	FIG.	ITEM
National Stock Number (NSN) INDEX			National Stock Number (NSN) INDEX		
4730-01-096-9138	79	1	5310-01-174-0431	47	8
5975-01-098-8572	106	22	4730-01-179-2472	83	12
5325-01-102-1982	6	5	3120-01-179-7532	21	24
4730-01-102-4123	25	40	4730-01-183-7167	26	20
	26	2	5305-01-186-5859	29	14
	27	28	2590-01-187-2325	90	2
	28	1	5305-01-189-3761	47	14
4730-01-106-2453	23	7	5315-01-190-0430	11	12
5940-01-115-8272	3	1	4730-01-196-7479	26	1
5340-01-116-3348	47	16	5305-01-210-4595	33	14
5310-01-116-4762	21	11		35	26
5310-01-116-4765	29	15		36	2
5310-01-117-2404	29	13		52	18
5305-01-117-5917	19	11		54	1
5310-01-117-6260	25	10	4730-01-212-5776	76	7
5331-01-123-3303	31	5		82	11
3110-01-126-1291	19	7		85	11
5315-01-129-6898	20	12	4820-01-214-2309	91	5
5310-01-133-5373	21	6	4730-01-223-0529	73	11
4730-01-134-3563	26	3		86	24
	28	5	5310-01-224-6835	21	3
4730-01-134-3571	26	12	4820-01-225-1479	62	2
	27	12	2590-01-225-2503		1
4730-01-134-7759	26	21	3950-01-233-2393	52	15
2805-01-136-5611	91	6	4720-01-234-1733		17
5305-01-140-9118	111	12	4730-01-234-1756	25	14
5342-01-141-7101	37	20	5310-01-234-9424	49	15
	88	12		51	6
5970-01-142-2282		12	5340-01-235-7621	69	4
3110-01-145-1639	19	8	4820-01-236-2650	61	3
4730-01-145-6682	71	9	5961-01-237-4008	13	12
4730-01-151-3670	26	18	4730-01-242-2840	83	14
	70	11	5340-01-249-8683	79	11
	71	7	5330-01-253-3161	72	6
	74	2	5310-01-270-5463	29	8
5320-01-155-6120	56	3	4730-01-274-1825	25	27
	57	1		27	10
4730-01-157-8924	24	2	5310-01-274-3255	11	2
	26	15		38	25
5305-01-158-0826	66	8		50	10
5360-01-158-1974	20	13		91	3
5305-01-159-0065	59	3	4730-01-278-0998	26	16
4720-01-169-9891		10	5310-01-280-5796	11	17
5340-01-173-3857	38	26		19	34

STOCK NUMBER	FIG.	ITEM	STOCK NUMBER	FIG.	ITEM
National Stock Number (NSN) INDEX			National Stock Number (NSN) INDEX		
	52	16	5306-01-320-7023	99	8
	79	7	5306-01-320-7024	94	10
	106	1		95	1
4730-01-283-1876	25	34	5306-01-320-7025	103	3
	27	19		109	3
4730-01-283-1877	27	15	5306-01-320-7027	104	4
5305-01-283-8664	51	2	5306-01-320-7028	104	3
6220-01-284-2709	4	7	5306-01-320-7029	109	1
5305-01-289-5000	1	28	5306-01-320-7030	100	5
	2	20	5306-01-320-7032	94	1
5310-01-290-2192	21	12	5310-01-320-7037	93	1
4820-01-291-0991	25	44	5310-01-320-7038	104	6
5310-01-291-2200	20	4	5310-01-320-7039	95	10
	29	10		108	11
5340-01-293-5528	35	24	5310-01-320-7043	99	2
	36	4	5340-01-320-7059	97	5
5980-01-296-2790	8	16	5310-01-320-7060	107	10
5980-01-296-2791	8	16	5310-01-320-7062	95	14
6220-01-297-3217	4	8	5305-01-320-7066	99	10
5305-01-299-9534	8	18	5305-01-320-7070	108	4
6220-01-301-5411	5	1	5305-01-320-7090	93	2
4730-01-302-1689	70	14	5310-01-320-7092	95	17
5325-01-309-7164	111	4	5310-01-320-7100	94	11
2530-01-311-8410	21	9		95	11
5306-01-313-9961	25	1		108	10
2920-01-316-8826	110	1	5307-01-320-7105	97	8
2910-01-316-9986	100	1	5307-01-320-7108	107	9
2815-01-317-6235	92	1	4720-01-320-7267	102	3
3040-01-320-4587	95	12	4720-01-320-7268	97	3
2940-01-320-4605	99	4	4720-01-320-7269	103	1
4730-01-320-5255	99	12	4710-01-320-7341	103	6
4730-01-320-5257	103	7	2920-01-320-8011	93	4
4730-01-320-5263	102	5	4820-01-320-8019	103	8
2930-01-320-5392	108	3	2940-01-320-8032	99	5
2910-01-320-5410	97	7	2910-01-320-9180	103	5
2540-01-320-5417	109	2	5331-01-320-9556	96	7
2805-01-320-5420	94	5	5331-01-320-9557	96	6
2910-01-320-5424	98	1	5331-01-320-9563	99	9
4730-01-320-5432	100	4	5331-01-320-9564	95	15
2940-01-320-5437	96	8	5331-01-320-9567	101	4
2940-01-320-5438	101	5	5331-01-320-9568	101	3
2930-01-320-5499	108	1	5330-01-320-9602	99	6
3010-01-320-6355	95	4	5330-01-320-9603	107	8
2910-01-320-6809	100	3	5330-01-320-9604	95	5

STOCK NUMBER	FIG.	ITEM	STOCK NUMBER	FIG.	ITEM
National Stock Number (NSN) INDEX			National Stock Number (NSN) INDEX		
5330-01-320-9605	95	16	3110-01-321-9886	54	8
5330-01-320-9606	95	3	3110-01-321-9887	54	7
5330-01-320-9607	97	6	5330-01-322-2842	99	13
5330-01-320-9608	108	5	5340-01-322-5041	97	4
5340-01-321-0525	95	2	5342-01-322-6089	100	2
5340-01-321-0542	115	30	2590-01-322-9358	47	1
5325-01-321-0546	99	3	2590-01-322-9359	47	1
5315-01-321-2002	94	6	3040-01-322-9362	19	20
5307-01-321-2117	108	8	3040-01-322-9364	31	25
5342-01-321-2138	108	2	2510-01-322-9365	36	20
5340-01-321-2145	108	7	2940-01-323-2623	101	1
5306-01-321-3371	95	7	5330-01-323-2627	116	1
5306-01-321-3372	98	5	5330-01-323-2628	116	13
	99	11	5340-01-323-2633	107	1
5306-01-321-3374	108	6	2530-01-323-3162	36	8
5306-01-321-3375	108	12	2530-01-323-3163	36	14
	109	5	5310-01-323-3746	95	18
5310-01-321-3381	94	3	2610-01-323-4813	30	2
5310-01-321-3382	104	7	3120-01-323-4860	43	4
5310-01-321-3385	94	4	4730-01-323-5038	89	2
5360-01-321-3416	104	1	5340-01-323-5528	103	4
5330-01-321-3419	108	9	3040-01-323-5939	19	29
5310-01-321-3425	110	3	4320-01-323-6000	59	6
5305-01-321-3438	95	13	4310-01-323-6029	89	12
5325-01-321-3448	101	7	4710-01-323-6061	71	11
5310-01-321-3471	104	5	4710-01-323-6063	86	12
5365-01-321-3502	98	2	4710-01-323-7711	71	10
4820-01-321-4381	93	3	2590-01-323-8359	90	1
3030-01-321-4481	94	8	4320-01-323-8744	43	2
3040-01-321-4540	95	9	2920-01-324-0052	9	1
3040-01-321-4542	104	2	6150-01-324-0331	18	1
3040-01-321-4676	95	6	3120-01-324-0462	89	23
3020-01-321-4706	94	9	2540-01-324-1133	51	3
7690-01-321-5797	58	9	4720-01-324-1139	69	2
7690-01-321-5798	58	13	2590-01-324-1224	38	1
7690-01-321-5799	58	14	3040-01-324-1234	37	12
7690-01-321-5802	58	11	4710-01-324-1354	71	12
6680-01-321-5882	96	4	2590-01-324-2148	116	12
5340-01-321-6151	100	10	3010-01-324-2178	59	5
5340-01-321-6205	100	8	5330-01-324-2545	90	7
2640-01-321-7725	30	4	5305-01-324-2559	37	19
4720-01-321-8280	97	1		88	13
4140-01-321-9085	109	4	5305-01-324-2560	37	16
3110-01-321-9885	54	5		88	10



STOCK NUMBER	FIG.	ITEM	STOCK NUMBER	FIG.	ITEM
National Stock Number (NSN) INDEX			National Stock Number (NSN) INDEX		
	89	9		89	18
5306-01-324-2570	43	10	5340-01-325-5959	89	15
4320-01-324-2732	43	9	5340-01-325-5960	89	16
5330-01-324-3422	88	5	5340-01-325-5961	39	9
3040-01-324-3759	37	7	5340-01-325-5976	54	3
2540-01-324-4477	48	3	5340-01-325-5981	65	1
5310-01-324-4983	47	5	5340-01-325-6325	35	27
4720-01-324-5078	68	2	2530-01-325-6389	34	11
4310-01-324-5083	88	4	5310-01-325-6874	43	7
3110-01-324-7453	54	10	5340-01-325-6955	90	6
3940-01-324-7556	53	1	5315-01-325-6981	36	6
3120-01-324-8321	37	2	5340-01-325-7091	33	16
	88	2	5365-01-325-7092	43	3
5305-01-324-8390	89	17	5310-01-325-7399	25	12
5342-01-324-8393	43	15	5305-01-325-8387	50	2
5340-01-324-8396	90	10	5315-01-325-8521	36	19
5340-01-324-8397	90	11	5340-01-325-8621	12	16
5340-01-324-8415	35	19	5340-01-325-8622	54	4
5340-01-324-8416	43	14	5340-01-325-8623	54	12
5340-01-324-8417	19	28	5315-01-325-9043	43	16
5340-01-324-8431	40	18	5340-01-325-9936	39	13
2530-01-324-8542	50	13	5310-01-325-9961	19	12
3040-01-324-9201	89	13	3120-01-326-0039	35	18
3040-01-324-9391	89	1	3120-01-326-0044	19	17
3040-01-324-9392	88	1	5340-01-326-0138	32	7
3040-01-324-9400	52	2	3120-01-326-0574	32	3
3020-01-324-9409	52	10		33	7
4710-01-324-9416	71	13	5340-01-326-0588	39	8
4710-01-324-9430	86	13	5315-01-326-0632	35	23
4710-01-324-9431	86	10	5315-01-326-0751	43	8
4710-01-324-9435	86	11	5340-01-326-2798	52	5
3110-01-324-9555	54	6	2990-01-326-3089	107	2
	54	9	4320-01-326-3103	90	3
5340-01-325-1410	50	12	5365-01-326-3558	34	3
5340-01-325-2056	50	1	5365-01-326-3559	33	4
4820-01-325-2335	28	3	5365-01-326-3953	19	25
3040-01-325-2356	40	23		35	17
3040-01-325-2357	36	10		36	7
3120-01-325-2834	19	9	3120-01-326-4360	33	23
4730-01-325-3043	88	7		35	7
3120-01-325-3266	35	14	5330-01-326-4942	19	10
4710-01-325-3899	43	6	5315-01-326-5609	19	19
3120-01-325-5169	37	4	5325-01-326-5125	21	17
5340-01-325-5893	37	18			

STOCK NUMBER	FIG.	ITEM	STOCK NUMBER	FIG.	ITEM
National Stock Number (NSN) INDEX			National Stock Number (NSN) INDEX		
2590-01-326-5322	106	15	6150-01-331-3539	15	1
2590-01-326-5324	52	1	6150-01-331-3540	17	1
5330-01-326-5552	19	30	2530-01-331-6703	21	1
5325-01-326-5588	89	5	5306-01-331-7186	36	17
5365-01-326-5658	89	8	5340-01-331-7694	21	20
2540-01-326-5948	50	4	5930-01-331-8697	73	8
2540-01-326-6171	38	23	4320-01-331-8742	59	7
4030-01-326-6952	52	13	4810-01-331-8779	61	2
6150-01-326-7063	1	23	2530-01-331-8868	31	7
6150-01-326-7064	1	26	2530-01-331-8869	36	25
	2	12	3020-01-331-8873	53	8
5365-01-326-7520	36	22	4710-01-331-8912	73	5
5340-01-326-7530	106	9	5315-01-331-9231	53	4
5340-01-326-7553	19	13	3120-01-331-9397	53	9
2530-01-326-9201	30	3	3120-01-331-9404	53	6
5310-01-326-9502	36	26	5315-01-331-9456	53	7
	40	4	5340-01-331-9517	53	10
5310-01-327-5697	32	14	3040-01-332-0219	106	5
5330-01-327-5729	33	18	2530-01-332-0229	21	8
	35	6	4710-01-332-0242	73	7
3120-01-327-9139	31	3	4710-01-332-0243	73	2
5340-01-328-1578	48	1	5310-01-332-1440	90	4
5340-01-328-1742	39	1	5305-01-332-1507	19	15
2510-01-328-3050	39	20	2530-01-332-2420	25	37
4820-01-328-5852	61	8		26	5
5330-01-328-6090	21	4		27	21
4820-01-329-1661	62	13	2530-01-332-2456	22	1
4820-01-329-1662	65	2	5330-01-332-4304	116	5
6110-01-329-1672	106	4		116	6
2530-01-329-1677	29	2		116	7
3120-01-330-3193	32	12		116	10
5940-01-330-6683	1	2	5330-01-332-4305	116	11
	2	11	5340-01-332-6636	69	6
4810-01-330-8077	62	8		77	3
4810-01-330-8078	63	1	5340-01-332-6703	19	14
4730-01-330-8090	61	1	5330-01-332-7167	116	8
4730-01-330-8091	62	1		116	9
3040-01-330-8262	29	1	5310-01-332-7285	35	15
3120-01-331-1183	32	16	5330-01-332-7296	32	2
2990-01-331-1866	107	7		33	3
4820-01-331-3518	61	13	5365-01-332-7307	33	19
5999-01-331-3529	1	1	5340-01-332-7468	87	1
6150-01-331-3537	14	1	5340-01-332-7470	82	16
6150-01-331-3538	16	1		85	6

STOCK NUMBER	FIG.	ITEM	STOCK NUMBER	FIG.	ITEM
National Stock Number (NSN) INDEX			National Stock Number (NSN) INDEX		
	86	9	2530-01-348-2132	20	7
4730-01-332-8489	70	8	5330-01-348-3325	96	1
2920-01-332-8508	106	19	5310-01-348-3574	32	15
6160-01-332-8846	10	3	3040-01-348-6492	19	37
5330-01-333-1224	44	3	5315-01-348-6888	53	2
5306-01-333-2724	107	3	5360-01-348-6908	95	8
5340-01-333-4612	80	6	5325-01-348-7429	21	16
5315-01-333-4618	20	8	5305-01-348-8401	100	11
			2590-01-351-0225	47	10
3040-01-333-6074	89	7	3120-01-351-5645	47	3
6150-01-333-6582	10	7	3120-01-351-7031	36	21
2040-01-333-6617	89	20	5330-01-351-7765	47	6
5340-01-333-8280	21	19	5330-01-351-7766	47	7
5330-01-334-0470	34	4	2530-01-351-8594	20	9
4720-01-334-0655		9	4720-01-351-9758	25	20
6150-01-334-1394	18	2			4
5310-01-334-2830	36	28	5310-01-352-2001	47	4
2590-01-334-4765	45	9	5340-01-352-8407	4	14
3120-01-334-4770	44	2	5340-01-352-8408	4	14
5975-01-334-4817	1	20	6145-01-353-6210		28
	2	15	2530-01-355-3091	115	2
6685-01-334-5058	72	13	9905-01-355-3092	57	8
6130-01-334-5085	106	24	6220-01-355-3093	9	4
5305-01-334-6652	45	1	4820-01-355-3103	61	18
5310-01-334-6672	36	27	4720-01-355-3110	102	6
5330-01-334-6673	29	3	4720-01-355-3111	102	1
5340-01-334-8642	86	8	3040-01-355-3112	67	8
3940-01-334-9580	53	5	2510-01-355-3118	32	10
4030-01-334-9980	53	3	4810-01-355-3124	60	1
3120-01-335-2997	21	23	4810-01-355-3126	60	7
2530-01-335-9717	34	10	4010-01-356-9096	52	11
6145-01-336-2427		27	5315-01-357-0826	21	21
4030-01-337-0389	83	10		25	9
4030-01-337-3971	87	2	5315-01-357-0827	114	1
5365-01-342-4012	75	11	5365-01-357-1626	39	15
5315-01-342-5356	49	10	5365-01-357-1629	38	9
5307-01-344-6343	29	1	5342-01-357-1630	41	6
7690-01-346-5114	57	3	5306-01-357-3763	94	14
5340-01-346-8680	39	7	5306-01-357-3765	94	15
3990-01-347-2641	40	5	5306-01-357-3766	94	13
3990-01-347-2642	40	7	5306-01-357-3767	101	8
2540-01-347-2850	99	7	5305-01-357-3861	67	21
2530-01-347-7607	33	20	5305-01-357-3862	31	6
2530-01-347-8588	35	22	5330-01-357-3902	116	3

STOCK NUMBER	FIG.	ITEM	STOCK NUMBER	FIG.	ITEM
National Stock Number (NSN) INDEX			National Stock Number (NSN) INDEX		
	116	4	5340-01-358-5592	79	4
5305-01-357-4632	107	4	6145-01-358-6719		24
7690-01-357-4882	58	7	5310-01-358-8283	37	15
7690-01-357-4891	58	2	5930-01-358-8355	96	2
6145-01-357-7080		23	5305-01-358-8406	25	21
6145-01-357-7082		20		27	2
4710-01-357-8820	83	7	2530-01-358-8491	37	21
	84	2	5440-01-358-8633	38	21
4710-01-357-8821	81	4	5440-01-358-8635	38	4
	82	3	4330-01-358-8648	72	5
4710-01-357-8822	81	3	2940-01-358-8698	99	1
	82	2	2530-01-358-8728	67	11
	83	8	5315-01-358-9195	33	1
	84	3	5315-01-358-9196	114	2
4710-01-357-8823	81	5	5325-01-358-9203	33	17
	84	5		35	5
4710-01-357-8824	81	1	5325-01-358-9204	32	1
	83	5	5315-01-358-9302	113	1
4710-01-357-8825	82	5	5306-01-358-0126	25	38
	85	4		26	6
4710-01-357-8826	85	5		27	22
4710-01-357-8827	82	15	4820-01-359-0937	60	2
4710-01-357-8828	80	2	4820-01-359-0989	67	12
4710-01-357-8829	80	3	2805-01-359-1095	94	2
4710-01-357-8830	80	5	2530-01-359-1206	67	4
4710-01-357-8831	80	7	2530-01-359-1207	67	7
4710-01-357-8832	79	8	2530-01-359-1353	29	5
4710-01-357-8833	85	1	5315-01-359-1451	39	6
4710-01-357-8834	86	23		46	3
4710-01-357-8835	116	8	5342-01-359-1459	107	6
5120-01-358-3054	115	4	2510-01-359-2066	41	2
5120-01-358-3085	115	1	4820-01-359-2343	91	7
5120-01-358-3102	115	3	3040-01-359-2463	44	4
5360-01-358-3589	112	4	2530-01-359-2480	112	3
5365-01-358-3619	98	3	2510-01-359-2481	38	6
5342-01-358-3632	94	12	5120-01-359-2786	113	2
5340-01-358-3651	64	3	4710-01-359-2953	83	2
5340-01-358-3652	64	1	4710-01-359-2954	83	1
5340-01-358-3654	67	17	4710-01-359-2955	83	15
5340-01-358-3655	67	13	4730-01-359-4772	102	2
5340-01-358-3656	67	19		102	4
5340-01-358-3733	67	14	4730-01-359-4773	97	2
5340-01-358-3759	90	12		102	7
5340-01-358-3762	106	16		103	2

STOCK NUMBER	FIG.	ITEM	STOCK NUMBER	FIG.	ITEM
National Stock Number (NSN) INDEX			National Stock Number (NSN) INDEX		
4710-01-359-5061	79	9	2530-01-371-7769	31	10
4710-01-359-5066	83	13	2530-01-371-7770	31	14
4820-01-359-6577	25	22	3040-01-371-7772	66	12
	27	4	3040-01-371-7854	31	29
5325-01-359-6782	60	17	3040-01-371-7855	66	3
2530-01-359-7189	91	2	5365-01-371-8501	31	32
5315-01-359-8031	38	15	2510-01-371-8695	42	3
5330-01-359-8835	116	2	3120-01-371-9889	66	2
2530-01-360-4332	24	7	9390-01-371-9935	25	13
5335-01-360-9529	24	8	3040-01-372-0119	31	11
5365-01-361-1162	100	9	4820-01-372-1503	66	5
5340-01-361-5494	38	19	2510-01-372-1536	49	9
6145-01-361-6550	9	6	4710-01-372-1889	75	14
		19	4710-01-372-1890	75	5
5305-01-361-6563	19	32	4710-01-372-1891	72	1
2530-01-362-1096	112	2	4710-01-372-2786		5
2590-01-362-1161	47	10	4710-01-372-2910	75	12
7690-01-362-4186	57	11	4710-01-372-2911	75	9
7690-01-362-7177	56	1	4710-01-372-2912	75	7
2530-01-367-6668	25	3	4710-01-372-2913	75	6
2910-01-369-0022	101	2	4710-01-372-4261	75	10
3020-01-369-3486	43	11	4710-01-372-5131	75	8
5340-01-371-4754	49	19	4710-01-372-7516	73	13
5340-01-371-4755	19	35	4710-01-372-7517	73	14
5340-01-371-4758	19	3	4710-01-372-7518	76	2
5340-01-371-4761	49	4	4710-01-372-7519	75	15
5315-01-371-4775	44	12	4710-01-372-8289	86	21
5340-01-371-4820	106	17	4710-01-372-8290	86	25
5306-01-371-5135	10	4	4710-01-372-8291	82	12
5305-01-371-5678	31	17	4710-01-372-8292	86	14
5310-01-371-5705	31	4	4710-01-372-8636	72	7
5305-01-371-6157	49	8	4710-01-372-8637	73	9
3120-01-371-6219	31	34	4710-01-372-8638	76	8
5365-01-371-6221	31	35	4710-01-372-9266	83	11
5365-01-371-6222	31	23	4710-01-372-9826	73	12
5340-01-371-6277	49	13	4710-01-373-0195	82	4
	51	4	4710-01-373-0196	86	20
7690-01-371-6744	57	6	4710-01-373-0198	82	8
7690-01-371-6745	57	5	4710-01-373-2896	85	2
7690-01-371-6746	57	2	4710-01-373-2897	75	1
7690-01-371-6747	56	2	4710-01-373-6718	75	13
5330-01-371-7595	31	24	4710-01-373-6719	75	2
	31	33	5325-01-373-8776	12	18
4730-01-371-7726	100	6	4710-01-374-4133	75	16

STOCK NUMBER	FIG.	ITEM	STOCK NUMBER	FIG.	ITEM
National Stock Number (NSN) INDEX			National Stock Number (NSN) INDEX		
2530-01-381-9847	115	24	3010-01-386-4179	40	9
2530-01-381-9902	115	6	5315-01-386-5191	53	11
2530-01-381-9957	115	5	5340-01-386-5224	40	22
5315-01-382-8113	115	13	5340-01-386-5239	40	21
	115	34	6150-01-386-5609	111	15
5340-01-382-9835	115	21	6150-01-386-5610	111	9
5340-01-382-9838	115	16	6150-01-386-5622	111	24
5340-01-382-9842	115	7	6150-01-386-5631	111	8
5340-01-382-9863	115	10	3040-01-386-5657	32	17
5310-01-383-3460	115	12	3040-01-386-5685	40	11
	115	33	3040-01-386-5692	31	19
5120-01-383-6487	115	31	5315-01-386-6065	19	26
5355-01-383-6516	115	9	6150-01-386-6124	111	14
5355-01-383-6540	115	27	2510-01-386-6636	46	1
5305-01-383-8811	115	18	5975-01-386-7717	111	13
5306-01-383-8836	115	11	5305-01-386-8142	89	22
	115	32	5305-01-386-8151	47	13
5305-01-383-8917	115	19	5306-01-386-8175	53	18
	115	35	5975-01-386-8442	111	5
2530-01-384-1206	115	29			2
5310-01-384-2485	115	14	5975-01-386-8443	10	8
5310-01-384-2507	115	22		111	7
5340-01-384-4741	33	12	5306-01-386-8495	53	17
5365-01-384-5305	115	17	5305-01-386-9079	46	10
5340-01-384-5346	33	8	5935-01-386-9526	18	9
2510-01-385-8930	115	8	5305-01-386-9633	40	2
3040-01-385-8955	115	28	5305-01-386-9657	92	2
5340-01-385-9807	19	23	5307-01-387-0067	115	41
5365-01-385-9826	46	13	5340-01-387-0115	19	22
5340-01-385-9834	38	13	4010-01-387-2283	40	14
5315-01-385-9838	52	6	4010-01-387-6047	53	13
	52	19	8105-01-387-6154	51	1
5342-01-385-9861	47	12	5330-01-387-7303	29	12
5340-01-385-9866	69	3	3120-01-387-7353	36	23
5365-01-386-0460	115	37	2530-01-387-8426	25	2
5340-01-386-0474	115	36	5320-01-388-4596	56	6
5315-01-386-0526	40	12	5120-01-389-9969	115	25
5306-01-386-0960	115	40	6150-01-390-7347	111	18
5340-01-386-0991	92	5	5930-01-391-8105	96	3
5340-01-386-0998	20	1	5940-01-391-8482	13	14
5325-01-386-1006	20	5		18	5
5340-01-386-3583	53	12	6680-01-392-1494	90	9
5330-01-386-4083		13	5340-01-392-2655	38	24
			5340-01-392-3425	53	19

STOCK NUMBER	FIG.	ITEM	STOCK NUMBER	FIG.	ITEM
National Stock Number (NSN) INDEX			National Stock Number (NSN) INDEX		
5305-01-392-4266	89	21		64	3
7690-01-392-6099	58	1	5305-01-440-5986	39	2
5310-01-392-8510	59	4	5310-01-440-6749	93	7
5340-01-395-1242	31	30	6645-01-440-7157	106	25
5340-01-395-1246	39	5	7690-01-441-2147	58	10
5306-01-395-1387	46	19	5360-01-441-4269	40	6
2530-01-395-9395	31	28	4720-01-441-6752	97	13
2530-01-397-1157	19	16	4710-01-441-8058	38	27
4730-01-412-5203	27	1	9905-01-442-0980	56	8
5365-01-412-6285	46	20	9905-01-442-1913	56	5
5340-01-412-8072	46	14	9905-01-442-1915	57	10
4010-01-413-0271	52	12	9905-01-442-2740	56	7
5340-01-413-0397	46	2	5935-01-442-2764	13	7
5365-01-413-5513	46	9	5306-01-442-9864	38	29
5310-01-414-0737	90	5	2910-01-445-4999	101	6
5340-01-414-3014	46	8	6140-01-446-9506	10	5
2590-01-415-2534	46	18	5310-01-447-3557	110	2
4910-01-415-2535	46	22	9905-01-447-4548	58	1
5120-01-415-4510	114	3	2910-01-447-9700	98	1
3120-01-415-7937	46	5	4720-01-451-9376	79	12
5342-01-417-2434	49	11	5340-01-455-8697	36	1
3040-01-417-2726	46	21	3040-01-457-1272	37	1
6220-01-417-3311	8	13	5340-01-458-3789	35	12
5940-01-417-3449	1	16	6110-01-458-4194	106	4
	2	19	6150-01-459-1811	8	6
6220-01-417-3450	5	3	5310-01-460-1678	50	8
5340-01-417-4530	67	1	5310-01-460-2173	50	5
5905-01-418-5585	1	17	5315-01-463-0504	46	26
3120-01-418-8385	21	5	5305-01-470-8165	33	22
9905-01-420-8086	57	9	3120-01-471-6133	31	8
5330-01-431-3620	97	12	5340-01-471-7034	40	16
5331-01-431-3621	97	11	4010-01-471-8213	40	15
2920-01-434-3311	93	5	5306-01-472-3328	32	4
4730-01-436-1167	96	5		33	6
5305-01-437-8067	20	3		35	8
5305-01-437-9130	31	20		44	13
	32	18	6220-01-472-6699	4	1
	33	11	5315-01-473-5420	46	27
5340-01-440-2246	35	11	2910-01-473-8405	97	10
4730-01-440-2913	90	8	5340-01-474-6089	79	13
4730-01-440-3030	47	9	4330-01-476-4718	72	4
5325-01-440-3087	46	25	5310-01-478-5116	93	6
5365-01-440-3534	98	4	5330-01-479-2244	8	7
5340-01-440-5767	64	2	3120-01-480-1129	19	31

STOCK NUMBER	FIG.	ITEM	STOCK NUMBER	FIG.	ITEM
National Stock Number (NSN) INDEX			National Stock Number (NSN) INDEX		
5340-01-482-1292	59	14	4720-01-541-5350	70	1
4720-01-482-2692	25	25	5340-01-541-5447	11	13
6220-01-482-5320	8	4	6220-01-541-6015	4	19
6220-01-482-5444	5	2	6220-01-541-6214	5	1
	8	4	6150-01-541-6242	13	8
6220-01-482-5574	8	1	6150-01-541-6245	2	6
6220-01-482-6113	8	1	6150-01-541-6282	6	13
6220-01-482-9850	4	17	4730-01-541-6762	97	9
5975-01-485-8769	8	5	5340-01-541-6795	12	22
5998-01-500-5172	2	1	6150-01-541-6806	5	4
2530-01-506-5762	30	1	5340-01-541-7041	39	21
5365-01-507-2226	38	10	5310-01-541-7044	93	1
5306-01-509-5307	33	24	4820-01-541-7046	93	3
3120-01-510-9683	32	13	4720-01-541-7070	70	9
4720-01-511-1018	100	7	6150-01-541-7530	11	9
2910-01-513-1418	100	1	4720-01-541-7532	71	14
3990-01-514-1360	40	20	6130-01-541-7533	11	3
6110-01-514-3506	111	3	6117-01-541-7544	11	4
4720-01-522-1322	25	15	4720-01-541-8080	86	3
4720-01-522-4354	77	1	4720-01-541-8129	25	16
4910-01-523-1410	116	15	4720-01-541-9132	77	8
5340-01-527-9898	8	3	6220-01-541-9718	6	12
5940-01-534-6948	111	10	6220-01-541-9722	50	9
4720-01-541-3906	68	1	5365-01-541-9893	39	22
4720-01-541-3912	86	6	6220-01-542-1319	4	19
4720-01-541-3916	71	4	6220-01-542-2068	6	14
6150-01-541-4029	16	4	6220-01-542-2087	8	13
6150-01-541-4157	17	4	6220-01-542-3089	18	7
6150-01-541-4193	2	13	6220-01-542-3092	50	9
4720-01-541-4196	69	1	2590-01-542-4598	100	2
4720-01-541-4298	77	2	2590-01-563-6453	116	12
5340-01-541-4334	11	16	5330-01-563-8238	116	1
4720-01-541-5345	71	2	5330-01-563-8240	116	14



## FIELD MAINTENANCE

## PART NUMBER INDEX

PART NUMBER	FIG.	ITEM	PART NUMBER	FIG.	ITEM
A-A-52483-2	58	5		35	3
A-A-5261-4-1-TRVC3	30	5		36	5
A-A-52611-2-2-TR570	30	4		43	12
A-A-57174-1	29	7		43	17
A1205P2226	29	3		54	13
A23105G1151	21	9	AS15003-6-P	19	21
A5-3275-X-596-S	22	1		35	16
A52427-L-1.125	29	8		36	24
A52427-R-1.125	29	8		54	11
	45	3	AS15006-2-C	21	7
A52483-1	58	6	AS21919WDG04	12	6
A52484-1	23	10	AS21919WDG08	12	20
A52484-2	23	14		28	8
AA52463-A04	7	5	AS21919WDG10	12	8
AA52463-A05	4	4		105	1
AA52463-A08	7	20	AS21919WDG12	12	7
AA52463-B13	4	5	AS21919WDG14	12	1
AA59125/0339TB12	1	6		12	13
	2	4	AS21919WDG16	12	14
AA59649-500	29	6		23	6
AAG00012	100	7	AS21919WDG22	12	9
ABB10N	90	2	AS21919WDG24	28	10
AE373-12		7	AS21919WDG28	12	12
AE373-6		6	AS21919WDG7	12	19
AFC-6M-25RC-FF	72	13	AS25036-157	1	14
AN12-15A	115	23		14	3
AN65-6-54	33	21	AS5195-0606	25	18
AN944-101	32	5	B-1562-1X01	90	9
	33	2	B1821AH050F225N	31	12
	33	5		31	36
	35	9	B1821BH025C075N	1	25
	44	5		38	5
AN970-3	66	6		43	13
AN970-6	38	8		49	3
	39	4		111	25
AS-B-15	25	20	B1821BH025C125N	48	2
		4		50	11
AS-B-27		5	B1821BH031C075N	72	9
AS-B-27 AS REQ.	79	15	B1821BH031C113N	38	18
AS15003-1	19	5	B1821BH031C150N	92	7
	34	8	B1821BH031C200N	52	8

PART NUMBER	FIG.	ITEM	PART NUMBER	FIG.	ITEM
B1821BH031C250N	69	7	F3010606121212-91	68	1
B1821BH031C325N	44	9	F3010639121212-41	70	9
	69	5	F3010639121212-44.5	71	2
B1821BH031C350N	62	20	F3810606121212-20.5	86	3
B1821BH031C475N	61	24	F3810637121212-154	69	1
B1821BH031F113N	59	1	F3810639080808-29	70	1
B1821BH038C088N	111	12	F3810639080808-48	71	14
B1821BH038C100D	106	3	F7010506081008-138	79	12
B1821BH038C125N	38	17	F7010606101010-68	77	2
	59	9	F77C0637121212-49	77	8
B1821BH038C150N	19	36	F98	2	16
B1821BH038C138N	38	7	FA7456GGG0410	68	2
	66	4	FC195-10		9
B1821BH038F125N	21	25	FC425-32		17
	66	11	FCCB XAN 2.5	62	8
B1821BH038F275N	35	10	GDDS 5	69	4
B1821BH050C125N	42	1	H2525M	19	2
B1821BH050C175N	54	14		35	25
B1821BH050C200N	41	3		36	3
B1821BH050C350N	40	10		46	16
	41	1		52	17
B1821BH063C100N	35	4		54	2
B1821BH063C125N	40	19		59	8
B1821BH063F200L	19	15		60	19
B1821BH075C150N	35	1		90	15
	45	4		106	2
B32L	36	9	HM218248/210 AV	34	4
CBCA LAN	62	2	HM218248HM218210	29	4
CBCG LCN	62	13		34	5
CGB192-SG	106	22	HRZ 5 KP 32-32 PP	69	3
CKCB XCN	61	18	IF316	67	3
CL6-DEP-3.750	115	13	J246 8-6 100102BA	26	9
	115	34		27	24
CPR104420-3		8	JHM522610	19	7
CTFD-6	66	2	JHM522649	19	8
CXDA-XAN	61	3	K2416	25	8
D-15-609	61	2	KN23010	91	5
D7740-3-3	55	2	LG1950	47	1
DLB800A	52	15	LG1950-01	47	1
DS1095/095-PA-US-AS	87	1	LG1952-10	47	10
DS2127/127-PA-GD-AS	83	10	LG1952-11	47	10
EB300-E	92	1	LG1967	47	3
F02A250V3A	11	10	LH89/1-LC35RN2	9	2
F3010606101210-34.5	86	6		9	5
F3010606121212-29.5	71	4	LMCSW28841	15	3

PART NUMBER	FIG.	ITEM	PART NUMBER	FIG.	ITEM
M-1404	21	24	M45913/1-8CG5C	40	3
M12133/1-6P	11	14		41	5
M16878/2BJA96		28		54	15
M16878/2BLA91		23	M45913/2-4CG5C	50	8
M16878/2BLA94		20	M45913/2-6CG5C	50	5
M16878/2BLE9		21	M83461/1-331	31	5
		22	MA-207-22314	29	11
		25	MB-40	32	12
M16878/2BLE90		26	MB-50SS	31	8
M16878/3BLE94		27	MR756	1	4
M23053/4-303-0		12		2	2
M23053/5-104-0	6	9	MS14304-6J02	69	8
M23053/5-105-0	6	10		86	7
M24243/1-B502	56	9	MS15795-813	46	6
M24243/1-B503	56	3	MS16556-48	113	3
	57	1	MS16556-78	31	22
M24243/6-A606H	58	3		32	6
M3976/1-2-A-24	7	16		33	9
M3976/1-2-A-28	8	13	MS16562-278	35	2
M3976/1-2-R-28	8	13	MS16562-66	52	7
M3976/2-2-R-24	7	16	MS16624-1200	19	18
M45913/1-16CG5C	19	27	MS16997-102	112	1
	35	13	MS16997-139	36	18
	43	1	MS16997-165	32	9
M45913/1-4CG5C	4	13		33	13
	38	14	MS16997-78L	47	14
	49	18	MS16997-97	35	21
	111	26	MS17829-3C	49	17
M45913/1-4CS3	1	27	MS17829-4C	10	1
	2	18		19	24
	12	15		91	4
M45913/1-5CG5C	25	36	MS19068-112	34	1
	26	4	MS19070-112	34	2
	27	20	MS20392-5C107	46	7
	38	12	MS20392-5C79	46	12
	49	16	MS20392-7C37	67	2
	51	7	MS20659-163	11	11
	84	6	MS21044C3	1	5
	92	6		2	5
M45913/1-6CG5C	19	33	MS21044N04	1	18
	46	15	MS21044N06	1	12
	53	15		72	14
	66	1	MS21044N3	12	2
	79	6		23	4
				38	28

PART NUMBER	FIG.	ITEM	PART NUMBER	FIG.	ITEM
	57	4		14	2
	58	4		18	3
	105	2	MS27142-3	5	5
	111	2		6	8
MS21083-C3	4	20		11	5
	6	7		11	8
	8	9		13	3
	12	21	MS27144-1	18	6
	55	1	MS27144-2	11	6
	105	4		11	7
MS21083-N6	66	10		15	2
MS21083N8	31	15		16	2
	31	26		16	5
	46	31		17	2
MS21333-105	25	45		17	5
MS21333-71	111	1	MS27183-10	10	2
MS21334-26	23	5	MS27183-11	47	17
MS21334-31	28	9	MS27183-12	10	6
MS21334-32	25	19		38	30
		3		39	12
MS21919WDG6	105	3		52	9
MS21919WG8	111	21		63	3
MS24243/6-A604H	56	6		106	14
MS24665-285	39	6	MS27183-14	39	19
	46	3		49	7
MS24665-360	45	7		50	3
MS24665-368	38	16		111	11
MS24665-374	38	2	MS27183-15	44	11
MS24665-499	31	2		67	15
	40	13	MS27183-17	46	30
	46	23	MS27183-18	31	13
MS24668-3	31	31		31	27
MS25036-108	1	3		38	3
	2	3	MS27183-19	41	4
	13	1	MS27183-20	49	14
	13	16		51	5
	15	3	MS27183-23	45	6
	16	3	MS27183-25	44	6
	16	6	MS27183-27	45	2
	17	3	MS27183-31	47	2
	17	6	MS27183-42	106	6
	18	4		106	26
MS25036-112	1	7		111	22
	2	8	MS27183-52	11	2
	13	10		38	25

PART NUMBER	FIG.	ITEM	PART NUMBER	FIG.	ITEM
	50	10		12	3
	91	3	MS35207-266	1	19
MS27183-57	11	17		2	14
	19	34	MS35207-267	4	18
	52	16		12	11
	79	7		106	23
	106	1	MS35207-268	6	11
MS27183-7	56	4	MS35307-358	4	15
	57	7	MS35333-41	47	15
MS27183-9	67	20	MS35333-73	5	6
MS27769-2	31	18	MS35333-76	4	16
MS28775-116	63	2	MS35335-34	13	18
MS28778-10	76	4	MS35338-102	111	16
	79	2	MS35338-139	50	6
MS28778-12	69	9	MS35338-43	7	11
	72	3		8	11
	76	6		12	5
	77	7		28	7
	82	7		66	7
	85	12		106	7
	86	1		106	27
MS28778-6	70	3		111	20
	73	4	MS35338-44	3	2
	75	3		25	5
MS28778-8	70	4		27	3
	77	5		47	18
	79	14		48	5
MS3367-3-0		14		49	2
MS3367-5-0		15		92	3
MS35190-239	72	12		107	5
MS35190-290	49	1	MS35338-45	39	11
MS35206-219	1	21		49	5
MS35206-232	1	22		52	4
MS35206-261	8	18		59	2
MS35206-281	4	12		61	25
MS35206-315	39	16		62	19
MS35207-263	12	23		63	4
	55	3		72	8
	111	23	MS35338-48	42	2
MS35207-264	8	2		51	9
	106	20	MS35338-50	40	17
	106	29		115	20
MS35207-265	6	6	MS35338-51	35	28
	7	10		45	5
	8	12		53	20

PART NUMBER	FIG.	ITEM	PART NUMBER	FIG.	ITEM
MS35338-52	44	7	MS51105-360	39	2
MS35338-55	36	13	MS51105-364	11	18
MS35355-354	36	17	MS51105-523	45	1
MS35420-1	7	21	MS51500A10	91	1
	8	17	MS51501A10	86	5
MS35420-2	7	21	MS51501A12	80	4
	8	17		86	4
MS35421-1	7	6	MS51501A6S	85	7
MS35421-2	7	6		86	22
MS35422-1	8	15	MS51504A8	25	17
MS35423-1	7	8	MS51505A12	81	2
	7	23		83	9
MS35423-3	7	1		84	1
MS35423-4	7	1	MS51507A10	71	9
MS35489-149	111	4	MS51507A12	71	1
MS35489-156	12	18	MS51507A6	24	4
MS35489-42	12	17	MS51510A10	86	17
MS35489-48	106	21	MS51510A12	80	1
MS35489-75	12	10		81	6
MS35649-202	106	10		82	1
MS35649-2252	4	4		83	3
MS35649-2314	52	3		84	4
MS35649-2382	38	11		86	18
	53	16	MS51520A10	79	3
	111	6	MS51520A12	70	12
MS35650-302	12	4		82	6
	28	6		85	13
	106	8	MS51520A6Z	26	16
	106	28	MS51520A8	70	13
	111	19		71	3
MS35650-3315	111	17		74	1
MS35691-21	66	9	MS51520A8S	26	19
MS35692-57	31	1	MS51521B6Z	73	11
	46	24		86	24
MS35692-73	45	8	MS51525A6	73	3
MS35751-70	46	4		75	4
MS39323-12-10	82	13	MS51525A6-8	74	6
	85	14	MS51527A6	73	10
MS39324-12-10	79	1	MS51530A12S	76	7
MS45904-60	7	12		82	11
	8	8		85	11
MS51095-362L	67	16	MS51531B8	74	4
MS51095-433L	33	22	MS51534A8-6	74	3
MS51095-435L	33	27	MS51534B10-6	86	16
	44	1	MS51830-106L	11	15

PART NUMBER	FIG.	ITEM	PART NUMBER	FIG.	ITEM
MS51848-12	35	20	MS90725-60	39	17
	36	15		46	11
	39	18		46	17
MS51848-15	31	21		79	10
	32	8	MS90725-64	50	2
	33	10		115	39
MS51848-52	38	22	MS90725-68	60	18
MS51860-55	24	3	MS90725-69	38	20
	26	17	MS90727-209	44	8
MS51860-58	70	10	N-12971-B	23	15
	71	6	N-14488-AM	24	7
	82	14	N-30108-BL	25	37
	85	3		26	5
MS51869-27	25	21		27	21
	27	2	N-50008-A	25	22
MS51871-13	1	28		27	4
	2	20	N1178AB	91	7
MS51957-63	5	7	N13048	23	9
MS51963-52	31	9	N13048-A	23	9
MS51963-53	67	18	N15902A	28	3
MS51963-69	32	11	N20415NA	23	10
MS51963-89	36	11	N314P-1-10Q-M-50-M4M4-1	72	4
MS51964-69	114	4	N3613T	25	44
MS51967-14	40	8	N92138	72	6
	51	8	NAS1352-10-32P	31	20
MS51967-2	3	3		32	18
	25	4		33	11
	47	19	NAS1352-4-12P	47	11
MS51967-35	36	12	NAS1352-6-16P	19	1
MS51967-8	33	26	NAS1352-6-8P	36	16
	90	14	NL-210	25	12
MS51968-14	67	6	NL-26-1	21	12
	67	10	P49866-11	2	21
MS51968-27	115	38	PFT-10B-BLK-100		11
MS51968-5	71	8	PFT-6B		10
	79	5	PP0016-03	47	8
MS51974-129	19	11	R-59138		19
MS90725-110	51	2	R-60934		24
MS90725-33	39	10	R000540	29	16
	49	6	R000572	29	13
	92	4	R000573	29	15
MS90725-43	63	5	R930172	29	5
	84	7	RC-0	107	1
MS90725-5	11	1	RE80G2R00	1	13
	50	7			

PART NUMBER	FIG.	ITEM	PART NUMBER	FIG.	ITEM
RN-13-A	23	14		27	16
RPEC LCN	61	8	SW13319P-1080	24	5
S-2542	20	3		25	32
S63-34165-0001	46	26	SW13319P-1200	25	25
SAE J246 6-4 100202BA	24	6	SW13319P-1270	25	39
	25	43	SW13319P-1320	24	11
	26	7	SW13319P-1800	25	30
	27	23	SW13319P-1812	23	2
SAE J246 6-8 100202BA	26	3	SW13319P-2040	24	9
	28	5	SW13319P-2204	23	1
SAE J514 8 070118C	26	18	SW13319P-3000	25	35
	70	11	SW13321P-0530-BK	27	31
	71	7	SW13321P-0540-BK	27	42
	74	2	SW13321P-0644-BK	27	29
SAE J514 8-6 070120C	70	2	SW13321P-0720-BK	26	13
SAE J514 8-8 07010CA	83	14		26	25
SAE J514 8-8 140239C	28	4	SW13321P-0824-BK	26	24
SAE J514 8-8-8 070432CA	76	3	SW14346P-1	6	3
SF29079	72	5	SW25286	37	1
SP3254/254-D-PA-GD-AS	79	13	SW25350	19	29
SP4285/285-D-PP-GD-AS	69	6	SW25351	19	28
	77	3	SW25352	19	32
SPDS3190/190-PA-GD-AS	80	6	SW25607-1	52	6
SR3014670Q	20	7		52	19
SSB26-1000-5	41	6	SW26683	31	19
SW13319P-0090-BK	25	24	SW26684	34	6
	26	8	SW26685	32	17
SW13319P-0120	27	14	SW26686	34	9
SW13319P-0150-BK	27	26	SW26687	33	8
SW13319P-0170-BK	27	13	SW26688	34	12
SW13319P-0180	23	3	SW26689	33	12
SW13319P-0250-BK	27	6	SW26690	34	10
SW13319P-0340-BK	25	41	SW26692	34	11
SW13319P-0360	27	18	SW26694	34	7
SW13319P-0390-BK	26	26	SW26740	19	13
SW13319P-0510-BK	26	11	SW26754	32	7
	27	27	SW26764	34	3
SW13319P-0600	25	33	SW26765	31	3
	27	11	SW26829	19	9
SW13319P-0640-BK	26	23	SW27621-0350-BK	26	22
SW13319P-0720	25	29		27	25
	27	7	SW27621-0540-BK	27	30
SW13319P-0840	27	9	SW27621-0730-BK	26	10
SW13319P-1030	25	28	SW27708-302P	32	10
			SW28173-1	31	7



PART NUMBER	FIG.	ITEM	PART NUMBER	FIG.	ITEM
SW28249	36	14		2	9
SW28253	35	19	SW28895-3	1	10
SW28262	73	8	SW28895-4	1	11
SW28272	36	20	SW28896-1	54	7
SW28275	36	21	SW28896-2	54	10
SW28293	35	27	SW28897	54	6
SW28305	36	10		54	9
SW28354	90	1	SW28898-5	13	2
SW28381	36	6	SW28899-1	54	5
SW28428	39	15	SW28899-2	54	8
SW28444	40	23	SW29051	35	18
SW28457	43	4	SW29052	35	14
SW28517	39	22	SW29053	36	23
SW28546	35	15	SW29774	54	4
SW28549	43	6	SW29777	54	3
SW28552	43	5	SW29786	52	11
SW28603	36	22	SW29811	86	11
SW28615	48	3	SW29812	86	12
SW28618	48	1	SW29813	86	13
SW28627	36	8	SW29814	86	10
SW28628	36	19	SW29837-1	69	2
SW28661	30	1	SW30197	36	26
SW28670	35	23		40	4
SW28727	43	14	SW30199-1	107	2
SW28728	43	15	SW30208-1	4	14
SW28746	43	16	SW30208-2	4	14
SW28765	43	10	SW30255-118	40	2
SW28806	52	1	SW30255-32	38	29
SW28814	43	7	SW30255-35	25	38
SW28815	43	9		26	6
SW28816	43	2		27	22
SW28821	43	8	SW30263	32	3
SW28829-1	1	2		33	7
	2	11	SW30264	44	2
SW28829-2	1	16	SW30265	33	23
	2	19		35	7
SW28834	43	3	SW30266	33	16
SW28835	52	2	SW30270	19	14
SW28837	52	5	SW30457	19	25
SW28871	12	16		35	17
SW28891	1	23		36	7
SW28892	1	26	SW30465	44	3
	2	12	SW30544	71	11
SW28895-10	1	8	SW30545	71	10
SW28895-2	1	9	SW30549	71	12

PART NUMBER	FIG.	ITEM	PART NUMBER	FIG.	ITEM
SW30550	71	13	SW32343	112	2
SW30562	50	12	SW32354	45	9
SW30564	50	1	SW32398	40	18
SW30566	14	1	SW32411	90	11
SW30567	1	1	SW32412	90	12
SW30568	1	20	SW32415	90	10
	2	15	SW32425	115	3
SW30571	1	17	SW32450	114	3
SW31349	73	5	SW32464	38	10
SW31350	73	7	SW32486-1	31	17
SW31351	73	2	SW32504	107	6
SW31426	106	5	SW32520-1	107	4
SW31427	33	20	SW32520-3	92	2
SW31428	33	19	SW32520-4	67	21
SW31436	106	4	SW32534	54	12
SW31436-1	106	4	SW32576-5	77	1
SW31464	107	3	SW32578	91	2
SW31488	36	28	SW32581	67	14
SW31489	36	27	SW32587	67	17
SW31778	106	16	SW32588	67	13
SW31779	106	9	SW32589	67	19
SW31785	13	9	SW32638	79	4
SW31786-2	9	6	SW32669	83	7
SW31786-3	9	8		84	2
	13	15	SW32670	81	4
SW31788-2	13	11		82	3
SW31790	9	4	SW32671	81	3
SW31792	13	13		82	2
SW32115	19	31		83	8
SW32219	19	17		84	3
SW32253-1	13	4	SW32672	81	5
SW32253-11	2	7		84	5
SW32253-2	13	5	SW32673	81	1
SW32254	13	17		83	5
SW32255	13	19	SW32674	82	5
SW32279	115	1		85	4
SW32282	114	1	SW32675	85	5
SW32283	114	2	SW32676	82	15
SW32291-3	33	24	SW32677	80	2
SW32302-1	56	1	SW32678	80	3
SW32316	115	4	SW32679	80	5
SW32317	113	1	SW32680	80	7
SW32324	113	2	SW32681	79	9
SW32341	115	2	SW32682	83	2
SW32342	112	3	SW32683	79	8

PART NUMBER	FIG.	ITEM	PART NUMBER	FIG.	ITEM
SW32684	83	1	SW33492	57	5
SW32716	83	15	SW33496	73	12
SW32717	83	13	SW33505	72	7
SW32721	38	19	SW33506	73	9
SW32734	67	11	SW33507	76	8
SW32735	67	7	SW33514	73	14
SW32736	67	8	SW33515	73	13
SW32737	67	4	SW33516	76	2
SW32744	90	13	SW33519	49	19
SW32755	38	21	SW33525	10	3
SW32802-3	32	4	SW33545	10	4
	33	6	SW33557	46	20
	35	8	SW33613	72	1
	44	13	SW33646	86	14
SW32895	86	23	SW33647	86	20
SW32896	85	8	SW33648	86	21
SW32952	58	7	SW33649	86	25
SW33146	115	25	SW33650	85	2
SW33147	115	26	SW33651	82	12
SW33148	115	27	SW33653	83	11
SW33149	115	28	SW33654	85	1
SW33150	115	29	SW33655	82	4
SW33158	57	6	SW33656	82	8
SW33208-303	38	4	SW33657	75	1
SW33213	38	23	SW33658	75	16
SW33215	39	20	SW33659	75	5
SW33270	32	13	SW33660	75	6
SW33271	32	14	SW33661	75	7
SW33293	19	35	SW33662	75	8
SW33294-1	31	10	SW33663	75	9
SW33294-2	31	14	SW33664	75	10
SW33294-3	31	30	SW33665	75	15
SW33294-4	31	28	SW33666	75	14
SW33296	31	11	SW33667	75	12
SW33301	31	29	SW33719	75	13
SW33317-1	25	15	SW33720	75	2
SW33368	10	7	SW33769	31	4
SW33438	46	22	SW33776	44	12
SW33447-3	49	9	SW33783	31	32
SW33451	49	4	SW33784	31	35
SW33452-1	49	11	SW33813	66	3
SW33454	67	1	SW33833	31	25
SW33455	66	12	SW33835	106	17
SW33456	42	3	SW33861	31	23
SW33488	57	2	SW33892	33	4

PART NUMBER	FIG.	ITEM	PART NUMBER	FIG.	ITEM
SW33903	32	16	SW34177	32	1
SW33904-4	32	13	SW34178	33	17
SW33936	40	6		35	5
SW33940	53	14	SW34181	44	4
SW33952-1	40	5	SW34192	115	21
SW33952-2	40	7	SW34194	41	2
SW33953	40	1	SW34201	40	9
SW33956-5	39	21	SW34212	40	11
SW33962	46	21	SW34217-1	39	13
SW33963	46	18	SW34217-2	39	9
SW33968	115	6	SW34219	39	5
SW33969	115	7	SW34229	92	5
SW33970	115	8	SW34230	46	10
SW33971	115	9	SW34231-1	40	21
SW33972	115	10	SW34231-2	40	22
SW33973	115	11	SW34245	40	12
	115	32	SW34248	17	1
SW33974	115	12	SW34249	16	1
	115	33	SW34250	15	1
SW33978	115	16	SW34256	115	24
SW33979	115	17	SW34257	115	5
SW33980	18	9	SW34268	46	19
SW33987	18	2	SW34277	53	18
SW33988	46	2	SW34278	19	22
SW33989	46	5	SW34285	38	13
SW33990	46	1	SW34311	19	3
SW34017	106	13	SW34323	57	11
SW34020		13	SW34326	56	2
SW34023	58	1	SW34334	57	8
SW34031	53	19	SW34335	57	3
SW34045	46	9	SW34336	58	2
SW34048-1	29	7	SW34337	57	9
SW34125	19	26	SW34342	40	20
SW34128	111	13	SW34349	38	1
SW34130	111	14	SW34356	115	36
SW34131	111	8	SW34357	115	40
SW34132	111	18	SW34358	115	37
SW34133	111	24	SW34360	115	31
SW34145	51	1	SW34361	115	41
SW34146	111	3	SW34414	47	12
SW34147	111	15	SW34417	38	27
SW34149	111	9	SW34425	56	8
SW34160	46	14	SW34440-1	56	5
SW34161	46	13	SW34440-2	56	7
SW34176	33	1	SW34459	57	10

PART NUMBER	FIG.	ITEM	PART NUMBER	FIG.	ITEM
SW34464	58	1	VC4-M1000-SPA	11	4
SW34468	35	12	W-L-00111/64	6	2
SW34469	35	11	WP34279	19	23
SW34478	31	34	WW-P-471AASBUD	90	16
SW34479-1	39	14	X145-4	37	20
SW34479-2	39	8		88	12
SW34479-3	39	7	XB-GRF-022-15	47	9
SW34479-4	39	1	XB-HN-011-45	47	4
SW34481	46	27	YSM8C		16
SW34482	46	28	00391488	65	1
SW34483	46	29	00397916	67	12
SW34689-1	19	37	00850884	66	5
SW34696-301	4	1	00850885	65	2
SW34700-1	19	20	01023-50612	95	7
SW34701-1	36	25	01023-50614	94	10
SW34702-1	35	22		95	1
SW34724-301	18	7	01023-50616	103	3
SW34729-1	4	19		109	3
SW34729-2	4	19	01023-50620	108	12
SW34731-301	13	8		109	5
SW34733-301	2	6	01023-50622	98	5
SW34734-301	12	22		99	11
SW34736-301	2	13	01023-50632	99	10
SW34737-301	50	9	01023-50660	109	1
SW34737-302	50	9	01053-50610	94	13
SW34738-1	50	13	01123-50845	101	8
SW34738-2	50	4	01202-50612	104	4
SW34740-301	2	1	012033	24	1
SW34742-301	5	1		25	23
SW34752-301	17	4		26	14
SW34753-301	16	4		27	5
SW34756-301	11	16	01222-50610	104	3
SW34758-301	11	13	01513-50818	107	9
T10A	55	4	01518-50616	108	8
TNT-4270-QH8	19	16	01754-50614	97	8
TYPE GPT 14 AWG RED		18	01754-50618	108	6
U562-0120-S	49	15	01754-50680	94	14
	51	6	01754-50816	100	5
U63-3276-D-30	25	2	01754-50845	100	11
ULC0250	19	19	01754-50880	94	15
UM 5005	100	6	01774-51035	94	1
VC-3250-24-7EAE	36	1	01820-50635	108	4
VC4-M1000	11	3	02012-60060	104	7
VC4-M1000-BCA	11	9	02014-50060	95	10
				108	11

PART NUMBER	FIG.	ITEM	PART NUMBER	FIG.	ITEM
02056-50050	95	14	10X677	29	9
02056-50060	104	6	11131-72030	108	2
02056224	63	1	11131-87411	58	8
02112-50080	110	3	11151-4126-0	100	2
02114-50080	107	10	11639519-2	4	3
02761-5004-0	93	7	11639520	4	2
04013-60040	93	6	11639535	4	6
04013-60060	104	5	1175013	24	8
04512-60060	94	11	11989-4117-0	100	9
	95	11	1199-K-3859	29	14
	108	10	1199X1870	21	10
04724-00100	96	1	12-12 070220C	69	10
04811-00090	95	15		77	9
04811-00100	101	3		86	2
04811-00390	101	4	12-16FBTX-B	70	14
04811-40140	96	7	12-8TRBTX-S	83	4
04811-50300	96	6	1205-Q-2123	21	4
0707-42P37	46	8	1205V1452	21	22
07186	6	12	1218G85	20	6
07197	6	5	1225-N-1158	21	5
07198	8	3	1225B496	20	11
07240	4	17	1225E1201	21	23
07406	8	1	1229-B-1848	21	6
07407	8	1	1229-D-3124	21	17
0904002-3	21	13	1229-J-1570	20	4
10-1-100RV3	78	1		29	10
10-12 070220C	77	6	1229-K-1597-Z	21	11
10-8 070120CA	77	4	1229-T-3166	20	5
10-8 100102BA	26	1	1229J868	21	15
10-8 100202BA	25	40	1229U1503Z	25	7
	26	2		25	11
	27	28	1229X3118	21	3
	28	1	1229Y4393	21	16
10004R	5	2	12360850-1	4	7
1002295	59	7	12360870-2	4	8
10101-4239-0	103	7	12360895-1	8	16
10244-4232-0	97	2	12360895-2	8	16
	102	7	1245-D-1018-S	21	19
	103	2	1245C185	25	6
1026749	52	14	1246-F-1020	20	8
10501759	59	3	124925	25	10
10503657	66	8	12521-4103-0	100	2
10552822	23	7	12521-4134-0	100	3
10744R	5	1	12545-4135-0	100	4
1095/095PA-AF-S1	87	2			

PART NUMBER	FIG.	ITEM	PART NUMBER	FIG.	ITEM
1259-N-274	20	12	14595-8811-3	58	10
12705E-5C-5D	49	8	14596-4101-0	100	1
1290-10S	86	15	14596-4101-7	100	1
1290-12S	71	5	14598-8451-3	59	5
	76	1	14598-8585-2	59	4
	82	9	14598-8811-0	58	10
	83	6	14911-1146-0	99	8
	85	9	14911-1153-0	99	2
13218EO181-7	72	11	14911-1192-0	99	3
13222E0109	33	14	14911-3211-0	96	8
	35	26	14911-4275-0	102	2
	36	2		102	4
	52	18	14911-4301-4	101	1
	54	1	14911-4351-3	101	2
13226E9652	91	6	14911-6621-0	95	8
132661	1	29	14971-1101-2	99	1
	33	15	14971-1105-0	99	7
	33	25	14971-1110-0	99	4
	39	3	14971-1117-0	99	6
	44	10	14971-1118-0	99	5
14111-4241-0	102	5	14971-1152-0	99	9
14274-8857-0	58	12	14971-1161-4	99	12
14278-9401-0	110	2	14971-11650	99	13
14279-0174-1	100	10	14971-1451-2	95	4
14279-4113-1	100	8	14971-1452-0	95	5
14279-4220-0	102	6	14971-2337-2	94	4
14279-4287-0	103	1	14971-3611-2	96	2
14279-6505-1	18	1	14971-3641-0	96	4
14279-65952	9	1	14971-4201-0	102	1
14279-7401-0	109	4	14971-4202-0	102	3
14301-4359-0	101	7	14971-4292-2	103	4
14301-6631-0	95	9	14971-5101-0	98	1
14301-7311-0	93	3	14971-5211-0	98	2
14311-6050-4	103	8	14971-5212-0	98	3
14311-6070-0	103	5	14971-5300-0	97	7
14351-4250-0	97	1	14971-5371-0	97	3
14398-83460	59	6	14971-5385-2	97	4
14511 LPD	19	30	14971-5654-0	104	1
14575-0461-0	94	2	14971-5704-0	104	2
14575-7473-0	94	12	14971-6090-0	103	6
14595-1211-0	107	7	14971-6632-2	95	12
14595-12230	107	8	14971-6655-2	95	6
14595-2501-2	94	5	14971-72062	108	1
14595-7253-0	94	8	14971-7212-0	108	9
14595-7412-0	109	2	14971-7214-0	108	7

PART NUMBER	FIG.	ITEM	PART NUMBER	FIG.	ITEM
14971-7225-0	108	3	1G111-9568-0	97	9
14971-7245-0	108	5	1GA12FJ12	70	8
14971-7428-0	94	9	1K1509	23	13
14971-9501-2	94	6	1T021-43580	101	6
14972-74250	94	7	1T251-7311-0	93	3
15000-33740	106	19	20-X-1815	29	1
1507170	49	12	2024-16-12S	70	8
15231-4356-0	101	5	202702-10-6S	76	5
15261-1462-0	95	18	202702-8-12S	70	5
15261-1463-1	95	16		72	2
15261-1464-0	95	17		76	10
15261-2336-0	94	3	203005-6-6S	73	6
15261-6635-0	95	13	20X1816	29	1
15261-6663-0	95	2	21-04	11	12
15261-6664-0	95	3	2160-PA-DP-AS	86	8
15272-6757-1	97	5	220365	90	8
155011	19	12	2208N430 NON-ASB	29	12
155012	31	6	2210-X-6810-S	21	1
15694-6599-0	106	25	2210-Y-6811-S	21	8
15841-3901-0	96	3	221501-12-6S	76	9
15841-53622	97	11		82	10
15852-3314-0	96	5		85	10
15901-0351-0	93	1		86	19
15901-0354-0	93	2	223040	90	4
15951-6551-0	93	4	2242-6-6S	24	2
16-16-16 140424C	70	15		26	15
162284	106	11	2242-8-8S	26	20
16662-6583-0	13	7	2258-B-704S	20	10
16662-6583-WH	13	6	2258-Q-615-S	20	13
16851-6551-0	93	5	226000	90	5
16873-8843-0	58	11	2297-C-5021	20	9
17011-5362-0	97	6	233959	13	12
18682-8883-0	58	14	23513	111	5
19077-5365-0	97	12			2
19104-6111-2	115	30	23517	10	8
19151-8821-0	58	9		111	7
19187-8831-0	58	13	2399-C	38	26
19215-0351-2	93	1	241018	90	7
19X1083	21	18	2477HX	106	12
19X1084	21	21	25-05	31	16
	25	9	25-1001	62	1
1G111-5101-2	98	1	25-609	61	1
1G111-5211-0	98	4	256-C	112	4
1G111-5300-0	97	10	2660606080808-136.5	25	16
1G111-5371-0	97	13			



PART NUMBER	FIG.	ITEM	PART NUMBER	FIG.	ITEM
2708-6A	67	5	372 4600 101	88	3
	67	9	372 4630 101	37	17
28112PG	30	3	372 9031 401	89	14
29-13	46	25	373 4200 301	88	9
2940L0012	116	15	374 2058 201	37	3
300634AG	3	1	374 4032 201	89	7
3025	5	3	375 0484 001	89	8
30255R	5	2	375 1804 077	116	12
	8	4	375 1804 078	116	1
30255Y	8	4	375 1804 079	116	13
3043T19	23	12	375 1806 028	116	12
3043T35	53	17	375 1806 029	116	14
3164T16	52	10	375 1806 030	116	1
319 PA DP-AS UW3-K	82	16	375 2002 960	89	16
	85	6	375 2003 699	89	13
	86	9	375 2034 029	37	12
3219-V-3688	29	2	375 2034 030	89	12
3254 PA DP AS	72	10	375 2504 542	37	7
3264-Y-1325X	20	2	375 2681 024	37	5
3280-G-8847-S	21	20	375 2686 004	89	5
330	9	3	375 2881 028	37	6
	9	9	375 2881 029	89	10
343-0586-000	7	7	375 2881 030	89	6
	7	22	375 2881 031	37	11
345 9105 017	60	2	375 3011 105	89	2
345 9106 006	60	12	375 3011 108	88	7
345 9149 009	116	3	375 3020 129	88	4
	116	4	375 9003 163	37	4
345 9149 011	116	2	375 9003 166	89	23
346 0505 091	60	5	375 9006 251	37	8
346 0506 669	64	2	375 9006 256	37	14
	64	4	375 9006 257	88	6
346 0509 655	60	8	375 9006 258	89	11
	60	13	375 9006 259	89	3
346 9100 059	64	3	375 9006 260	89	24
346 9100 060	64	1	375 9006 500	88	5
346 9102 745	60	7	375 9023 073	37	13
346 9205 009	60	1		88	11
346 9425 005	60	17	375 9026 060	37	9
3467T15	52	13	375 9026 079	88	8
3542	8	10	375 9028 016	89	26
36-E	38	6	376 2504 295	89	20
36-K	38	24	376 9625 072	37	21
36224	111	10	377 6311 005	88	1
3711T24	40	14	377 9121 002	89	1

PART NUMBER	FIG.	ITEM	PART NUMBER	FIG.	ITEM
391 0484 025	37	2	4B4280	21	14
	88	2	500-002-015	61	6
391 1401 004	89	17		61	12
391 1402 127	89	22		61	16
391 1431 111	89	21		61	23
391 1431 141	88	13		62	7
391 1431 146	37	19		62	12
391 1431 148	37	16		62	18
	88	10	515-002-015	61	7
	89	9		61	11
391 1457 024	37	15		61	17
391 2282 087	37	18		61	22
	89	18		62	6
391 2282 999	89	15		62	11
391 2284 003	89	25		62	17
391 2681 081	89	19	515-002-016	61	5
391 2691 001	37	10		61	10
391 2881 443	60	9		61	15
	60	14		61	21
391 2881 444	60	11		62	5
	60	16		62	10
391 2881 445	60	10		62	16
	60	15	515-002-017	61	19
391 2882 101	60	6		62	3
391 2882 104	60	4		62	14
391 2882 105	60	3	530149	90	6
391 3883 037	89	4	538115	43	11
39TB7	1	15	550310	53	5
	2	10	551490	53	4
400450	32	2	551496	53	12
	33	3	551498	53	10
400550	33	18	553510	53	7
	35	6	565120	53	1
416995	106	18	565139	53	2
42845-2	13	14	565142	53	3
	18	5	574501	53	8
432468	47	5	5939831	7	4
44326R	6	14		7	19
4507-2470	25	13	5939841	7	3
454447	47	6		7	18
458801	53	9		8	14
45X-1047	20	1	5X-522	21	2
467126	47	7	6 090109CA	75	11
4853-X-P8	51	4	6-4 100102BA	23	8
4853-XP8	49	13		24	10

PART NUMBER	FIG.	ITEM	PART NUMBER	FIG.	ITEM
6-6 100202BA	25	27		7	14
	27	10	8338567	4	10
6-6 100302BA	25	31		7	15
	27	17	8923T51	52	12
	28	2	9002 14V X10	61	13
6-6-6 070432CA	73	1	9007003	25	1
6-6-6 100401BA	26	12	900729-23	79	11
	27	12	9019005P	25	3
6-6-6 100424BA	25	34	907172	90	3
	27	19	90866A031	115	14
6-6-6 100425BA	27	15	91251A402	115	18
602125-75	31	24	91251A404	115	19
	31	33		115	35
62482	19	10	91385A340	47	13
63-08	49	10	92390A271	38	15
630079-4-12	113	4	92495762	4	9
63406	40	16		7	2
6406521	35	24		7	17
	36	4	93701	5	4
67211-5523-0	106	24	93906	5	4
67322	19	6	94330928 FT	106	15
67390	19	4	94598	6	13
6749218-8	74	5	94626	8	6
68NTA-6-8	25	26	94895A840	115	22
	27	8	962010	53	11
6K-0613	9	7	962020	53	13
	18	8	97-70-120-11	47	16
6TMF/TYPEII	10	5	9702809-713	110	1
70105-01	70	6	97045	8	7
7050R-S-.500-31	38	9	97904	6	5
75000343		1	98841A031	115	15
7526796	7	9	990-010-007	116	5
	7	24		116	6
758910R	53	6		116	7
7731428	1	24		116	10
	2	17	990-011-007	116	8
7Z588-9324 B	25	14		116	9
8 130109C	27	1	990-021-007	116	11
8-6 070101CA	83	12	990-061-007	61	4
8-8 100102BA	26	21		61	9
80301R	6	1		61	14
81101	40	15		61	20
82636	30	2		62	4
8338566	4	11		62	9

PART NUMBER	FIG.	ITEM
	62	15
99007R	6	4

END OF WORK PACKAGE

<b>RECOMMENDED CHANGES TO PUBLICATIONS AND BLANK FORMS</b> For use of this form, see AR 25-30; the proponent agency is ODISC4.						Use Part II (reverse) for Repair Parts and Special Tool Lists (RPSTL) and Supply Catalogs/Supply Manuals (SC/SM).		DATE Date you filled out this form.	
TO: (Forward to proponent of publication or form) (Include ZIP Code) TACOM LCMC / AMSTA-LC-LMPP 1 Rock Island Arsenal Rock Island, IL 61299-7630						FROM: (Activity and location) (Include ZIP Code) Your mailing address			
<b>PART I – ALL PUBLICATIONS (EXCEPT RPSTL AND SC/SM) AND BLANK FORMS</b>									
PUBLICATION/FORM NUMBER TM 9-2330-381-24P						DATE FEBRUARY 2009		TITLE FIELD SUSTAINMENT MAINTENANCE AND SPECIAL TOOLS LIST (RPSTL)	
ITEM NO.	PAGE NO.	PARA-GRAPH	LINE NO. *	FIGURE NO.	TABLE NO.	RECOMMENDED CHANGES AND REASON (Provide exact wording of recommended changes, if possible).			
<i>*Reference to line numbers within the paragraph or subparagraph.</i>									
TYPED NAME, GRADE OR TITLE Your Name				TELEPHONE EXCHANGE/AUTOVON, PLUS EXTENSION			SIGNATURE Your Signature		

<b>TO:</b> <i>(Forward direct to addressee listed in publication)</i> TACOM LCMC / AMSTA-LC-LMPP 1 Rock Island Arsenal Rock Island, IL 61299-7630				<b>FROM:</b> <i>(Activity and location) (Include ZIP Code)</i>			<b>DATE</b>	
<b>PART II - REPAIR PARTS AND SPECIAL TOOL LISTS AND SUPPLY CATALOGS/SUPPLY MANUALS</b>								
<b>PUBLICATION NUMBER</b> TM 9-2330-381-24P				<b>DATE</b> FEBRUARY 2009		<b>TITLE</b> FIELD SUSTAINMENT MAINTENANCE AND SPECIAL TOOLS LIST (RPSTL)		
PAGE NO.	COLM NO.	LINE NO.	NATIONAL STOCK NUMBER	REFERENCE NO.	FIGURE NO.	ITEM NO.	TOTAL NO. OF MAJOR ITEMS SUPPORTED	RECOMMENDED ACTION
0104-3	5	1	302-01-557-3342		103	1	1	Description incorrect. Flat washer should be lockwasher
<b>PART III - REMARKS</b> <i>(Any general remarks or recommendations, or suggestions for improvement of publications and blank forms. Additional blank sheets may be used if more space is needed.)</i>								
<b>TYPED NAME, GRADE OR TITLE</b>				<b>TELEPHONE EXCHANGE/AUTOVON, PLUS EXTENSION</b>		<b>SIGNATURE</b>		

<b>RECOMMENDED CHANGES TO PUBLICATIONS AND BLANK FORMS</b> For use of this form, see AR 25-30; the proponent agency is ODISC4.						Use Part II (reverse) for Repair Parts and Special Tool Lists (RPSTL) and Supply Catalogs/Supply Manuals (SC/SM).	DATE
TO: (Forward to proponent of publication or form) (Include ZIP Code) <b>TACOM LCMC / AMSTA-LC-LMPP</b> <b>1 Rock Island Arsenal</b> <b>Rock Island, IL 61299-7630</b>						FROM: (Activity and location) (Include ZIP Code)	
<b>PART I – ALL PUBLICATIONS (EXCEPT RPSTL AND SC/SM) AND BLANK FORMS</b>							
PUBLICATION/FORM NUMBER <b>TM 9-2330-381-24P</b>						DATE <b>FEBRUARY 2009</b>	TITLE <b>FIELD SUSTAINMENT MAINTENANCE AND SPECIAL TOOLS LIST (RPSTL)</b>
ITEM NO.	PAGE NO.	PARA-GRAPH	LINE NO. *	FIGURE NO.	TABLE NO.	RECOMMENDED CHANGES AND REASON (Provide exact wording of recommended changes, if possible).	
<i>*Reference to line numbers within the paragraph or subparagraph.</i>							
TYPED NAME, GRADE OR TITLE				TELEPHONE EXCHANGE/AUTOVON, PLUS EXTENSION		SIGNATURE	

<b>TO:</b> <i>(Forward direct to addressee listed in publication)</i> TACOM LCMC / AMSTA-LC-LMPP 1 Rock Island Arsenal Rock Island, IL 61299-7630				<b>FROM:</b> <i>(Activity and location) (Include ZIP Code)</i>			<b>DATE</b>	
<b>PART II - REPAIR PARTS AND SPECIAL TOOL LISTS AND SUPPLY CATALOGS/SUPPLY MANUALS</b>								
PUBLICATION NUMBER TM 9-2330-381-24P				DATE FEBRUARY 2009		TITLE FIELD SUSTAINMENT MAINTENANCE AND SPECIAL TOOLS LIST (RPSTL)		
PAGE NO.	COLM NO.	LINE NO.	NATIONAL STOCK NUMBER	REFERENCE NO.	FIGURE NO.	ITEM NO.	TOTAL NO. OF MAJOR ITEMS SUPPORTED	RECOMMENDED ACTION
<b>PART III - REMARKS</b> <i>(Any general remarks or recommendations, or suggestions for improvement of publications and blank forms. Additional blank sheets may be used if more space is needed.)</i>								
TYPED NAME, GRADE OR TITLE				TELEPHONE EXCHANGE/AUTOVON, PLUS EXTENSION			SIGNATURE	



<b>RECOMMENDED CHANGES TO PUBLICATIONS AND BLANK FORMS</b> For use of this form, see AR 25-30; the proponent agency is ODISC4.						Use Part II (reverse) for Repair Parts and Special Tool Lists (RPSTL) and Supply Catalogs/Supply Manuals (SC/SM).	DATE
TO: (Forward to proponent of publication or form) (Include ZIP Code) <b>TACOM LCMC / AMSTA-LC-LMPP</b> <b>1 Rock Island Arsenal</b> <b>Rock Island, IL 61299-7630</b>						FROM: (Activity and location) (Include ZIP Code)	
<b>PART I – ALL PUBLICATIONS (EXCEPT RPSTL AND SC/SM) AND BLANK FORMS</b>							
PUBLICATION/FORM NUMBER <b>TM 9-2330-381-24P</b>						DATE <b>FEBRUARY 2009</b>	TITLE <b>FIELD SUSTAINMENT MAINTENANCE AND SPECIAL TOOLS LIST (RPSTL)</b>
ITEM NO.	PAGE NO.	PARA-GRAPH	LINE NO. *	FIGURE NO.	TABLE NO.	RECOMMENDED CHANGES AND REASON (Provide exact wording of recommended changes, if possible).	
<i>*Reference to line numbers within the paragraph or subparagraph.</i>							
TYPED NAME, GRADE OR TITLE				TELEPHONE EXCHANGE/AUTOVON, PLUS EXTENSION		SIGNATURE	

<b>TO:</b> <i>(Forward direct to addressee listed in publication)</i> TACOM LCMC / AMSTA-LC-LMPP 1 Rock Island Arsenal Rock Island, IL 61299-7630				<b>FROM:</b> <i>(Activity and location) (Include ZIP Code)</i>			<b>DATE</b>	
<b>PART II - REPAIR PARTS AND SPECIAL TOOL LISTS AND SUPPLY CATALOGS/SUPPLY MANUALS</b>								
<b>PUBLICATION NUMBER</b> TM 9-2330-381-24P				<b>DATE</b> FEBRUARY 2009		<b>TITLE</b> FIELD SUSTAINMENT MAINTENANCE AND SPECIAL TOOLS LIST (RPSTL)		
<b>PAGE NO.</b>	<b>COLM NO.</b>	<b>LINE NO.</b>	<b>NATIONAL STOCK NUMBER</b>	<b>REFERENCE NO.</b>	<b>FIGURE NO.</b>	<b>ITEM NO.</b>	<b>TOTAL NO. OF MAJOR ITEMS SUPPORTED</b>	<b>RECOMMENDED ACTION</b>
<b>PART III - REMARKS</b> <i>(Any general remarks or recommendations, or suggestions for improvement of publications and blank forms. Additional blank sheets may be used if more space is needed.)</i>								
<b>TYPED NAME, GRADE OR TITLE</b>				<b>TELEPHONE EXCHANGE/AUTOVON, PLUS EXTENSION</b>			<b>SIGNATURE</b>	

<b>RECOMMENDED CHANGES TO PUBLICATIONS AND BLANK FORMS</b> For use of this form, see AR 25-30; the proponent agency is ODISC4.						Use Part II (reverse) for Repair Parts and Special Tool Lists (RPSTL) and Supply Catalogs/Supply Manuals (SC/SM).	DATE
TO: (Forward to proponent of publication or form) (Include ZIP Code) <b>TACOM LCMC / AMSTA-LC-LMPP</b> <b>1 Rock Island Arsenal</b> <b>Rock Island, IL 61299-7630</b>						FROM: (Activity and location) (Include ZIP Code)	
<b>PART I – ALL PUBLICATIONS (EXCEPT RPSTL AND SC/SM) AND BLANK FORMS</b>							
PUBLICATION/FORM NUMBER <b>TM 9-2330-381-24P</b>						DATE <b>FEBRUARY 2009</b>	TITLE <b>FIELD SUSTAINMENT MAINTENANCE AND SPECIAL TOOLS LIST (RPSTL)</b>
ITEM NO.	PAGE NO.	PARA-GRAPH	LINE NO. *	FIGURE NO.	TABLE NO.	RECOMMENDED CHANGES AND REASON (Provide exact wording of recommended changes, if possible).	
<i>*Reference to line numbers within the paragraph or subparagraph.</i>							
TYPED NAME, GRADE OR TITLE				TELEPHONE EXCHANGE/AUTOVON, PLUS EXTENSION		SIGNATURE	

<b>TO:</b> <i>(Forward direct to addressee listed in publication)</i> TACOM LCMC / AMSTA-LC-LMPP 1 Rock Island Arsenal Rock Island, IL 61299-7630				<b>FROM:</b> <i>(Activity and location) (Include ZIP Code)</i>			<b>DATE</b>	
<b>PART II - REPAIR PARTS AND SPECIAL TOOL LISTS AND SUPPLY CATALOGS/SUPPLY MANUALS</b>								
<b>PUBLICATION NUMBER</b> TM 9-2330-381-24P				<b>DATE</b> FEBRUARY 2009		<b>TITLE</b> FIELD SUSTAINMENT MAINTENANCE AND SPECIAL TOOLS LIST (RPSTL)		
<b>PAGE NO.</b>	<b>COLM NO.</b>	<b>LINE NO.</b>	<b>NATIONAL STOCK NUMBER</b>	<b>REFERENCE NO.</b>	<b>FIGURE NO.</b>	<b>ITEM NO.</b>	<b>TOTAL NO. OF MAJOR ITEMS SUPPORTED</b>	<b>RECOMMENDED ACTION</b>
<b>PART III - REMARKS</b> <i>(Any general remarks or recommendations, or suggestions for improvement of publications and blank forms. Additional blank sheets may be used if more space is needed.)</i>								
<b>TYPED NAME, GRADE OR TITLE</b>				<b>TELEPHONE EXCHANGE/AUTOVON, PLUS EXTENSION</b>			<b>SIGNATURE</b>	

By Order of the Secretary of the Army:

Official:

A handwritten signature in black ink, appearing to read "Joyce E. Morrow". The signature is fluid and cursive, with the first name "Joyce" being more prominent.

JOYCE E. MORROW  
*Administrative Assistant to the  
Secretary of the Army*  
0913405

GEORGE W. CASEY, JR.  
*General, United States Army  
Chief of Staff*

Distribution:

To be distributed in accordance with the initial distribution number (IDN) 390991,  
requirements for TM 9-2330-381-24P.





